

# National Weekly Cattle And Beef Summary

Des Moines, Iowa  
For Week Ending:

Mon Sep 28, 2020  
9/25/2020

## USDA Livestock, Poultry & Grain Market News

This Week Prior Week Last Year

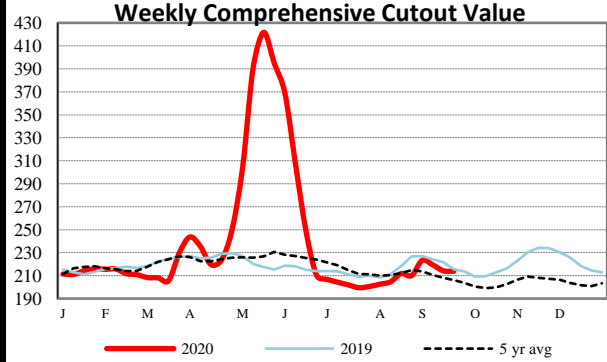
### LM XB463

#### NATIONAL COMPREHENSIVE BOXED BEEF

CUTOUT VALUES	213.95	214.21	213.70
Primal Rib	367.37	364.01	357.50
Primal Chuck	172.49	170.92	169.25
Primal Round	169.97	168.96	178.23
Primal Loin	290.21	295.99	276.66

### WEEKLY COMPREHENSIVE ITEM SUMMARY

Select & Choice Spot Market Loads	579
Comprehensive Loads	3537
CH&SE Percent of the Comprehensive	16%



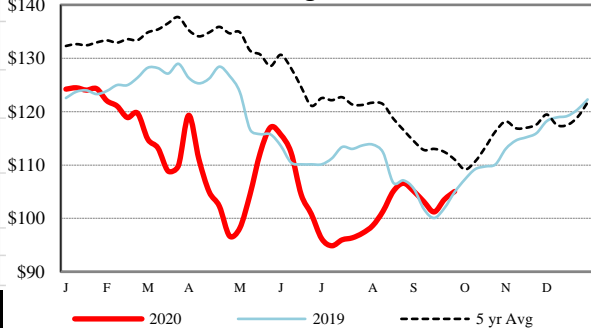
### LMR Cattle Purchase Type Breakdown

Q2 2020	National	5-Area	TX/OK/NM	KS	NE	IA
<b>Negotiated</b>	22.6%	22.3%	8.4%	14.3%	39.6%	52.8%
<b>Formula</b>	60.1%	64.7%	82.7%	70.9%	49.7%	21.7%
<b>Forward Contract</b>	10.6%	6.4%	6.2%	1.6%	6.2%	17.7%
<b>Negotiated Grid</b>	6.7%	6.6%	2.7%	13.2%	4.5%	7.8%

[National Weekly Fed Cattle Comprehensive Report](#)

[National Weekly Fed Cattle Comprehensive CSV Report](#)

### 5 Area Weekly Wtd Avg Steer Price

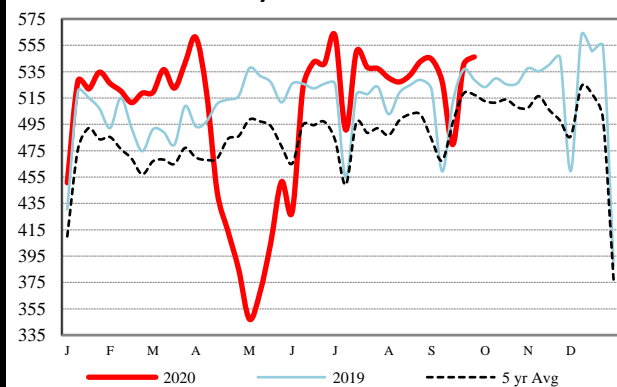


### LM CT 169

#### DIRECT CATTLE PREMIUM AND DISCOUNTS

Prime	10.67	10.31	22.70
Choice	0.00	0.00	0.00
Select	(10.91)	(11.37)	(23.24)
Standard	(27.13)	(27.31)	(36.29)
CAB	4.51	4.79	3.71

### Weekly Beef Production



### LM CT150

#### 5 AREA WEEKLY WEIGHTED CATTLE PRICE

Live Steer	105.05	103.54	104.93
Live Heifer	104.91	103.33	104.62
Dressed Steer	164.89	163.25	165.29
Dressed Heifer	164.71	163.04	165.14

### NW LS441

#### USDA BY-PRODUCT DROP VALUE (STEER)

	8.05	7.93	8.96
--	------	------	------

### SJ LS712

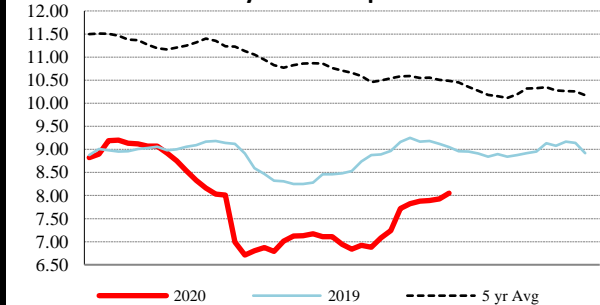
#### WEEKLY ESTIMATED BEEF PRODUCTION

9/25/2020	(Estimate)	(Estimate)	(Actual)
Slaughter	651,000	645,000	650,000
Live Weights	1376	1372	1358
Dressed Weights	842	839	826
Beef Production (mil lbs)	546.6	540.1	535.9

### LMR CH & up Grading %, Weights, and Dressing % (Formula, Forward Contract & Grid Net Purchases Based on State of Origin for WE today)

Beef Type Str/Hfr:	Grading	Carcass Wt	Dressing
TX/OK/NM	72.20%	862.8	64.18%
Kansas	82.37%	896.6	64.41%
Nebraska	86.35%	919.3	63.72%
Colorado	84.57%	898.4	63.65%
IA/MN	86.73%	913.2	63.24%
Dairybred Str/Hfr:			
National	84.26%	830.5	60.84%

### Weekly Steer Drop Value



## USDA Livestock, Poultry & Grain Market News

Des Moines, Iowa

Phone: 515-284-4460

Email: [desm.lgmn@usda.gov](mailto:desm.lgmn@usda.gov)

[www.ams.usda.gov/LSMarketNews](http://www.ams.usda.gov/LSMarketNews)