

National Weekly Cattle And Beef Summary

Des Moines, Iowa
For Week Ending:

Mon Sep 20, 2021
9/17/2021

USDA Livestock, Poultry & Grain Market News

This Week Prior Week Last Year

LM XB463

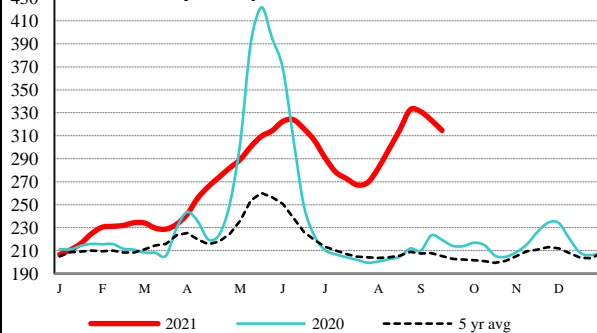
NATIONAL COMPREHENSIVE BOXED BEEF

CUTOUT VALUES	314.61	323.48	214.21
Primal Rib	578.87	563.51	364.01
Primal Chuck	252.87	259.05	170.92
Primal Round	244.22	258.23	168.96
Primal Loin	389.13	409.54	295.99

WEEKLY COMPREHENSIVE ITEM SUMMARY

Select & Choice Spot Market Loads	610
Comprehensive Loads	3706
CH&SE Percent of the Comprehensive	16%

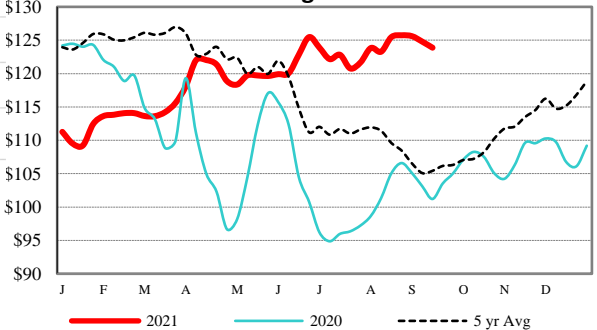
Weekly Comprehensive Cutout Value



LMR Cattle Purchase Type Breakdown

2021 Q2	National	5-Area	TX/OK/NM	KS	NE	IA
Negotiated	19.4%	19.6%	7.2%	12.8%	31.5%	47.7%
Formula	60.1%	63.5%	79.8%	74.5%	48.2%	24.6%
Forward Contract	12.4%	9.5%	7.0%	5.1%	11.3%	19.7%
Negotiated Grid	8.1%	7.4%	6.0%	7.6%	9.0%	8.0%

5 Area Weekly Wtd Avg Steer Price



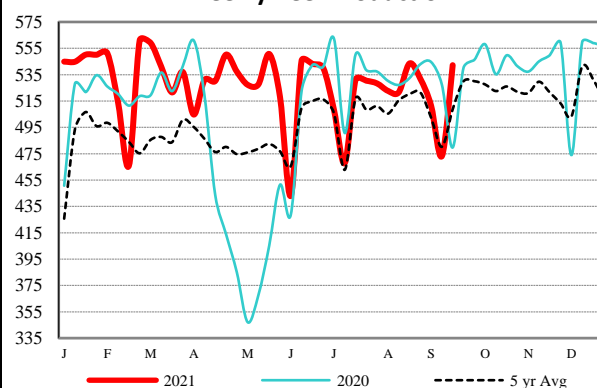
[National Weekly Fed Cattle Comprehensive Report](#)
[National Weekly Fed Cattle Comprehensive CSV Report](#)

LM CT 169

DIRECT CATTLE PREMIUM AND DISCOUNTS

Prime	21.11	20.57	10.31
Choice	0.00	0.00	0.00
Select	(29.96)	(28.42)	(11.37)
Standard	(41.30)	(40.07)	(27.31)
CAB	5.21	5.97	4.79

Weekly Beef Production



LM CT150

5 AREA WEEKLY WEIGHTED CATTLE PRICE

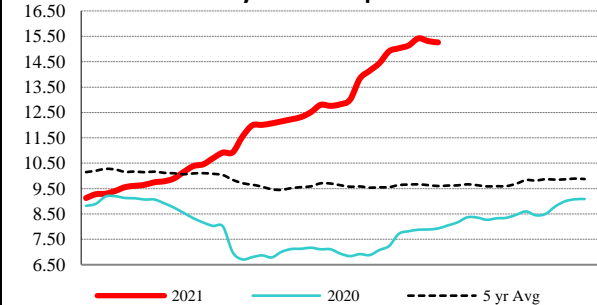
Live Steer	123.88	124.79	103.54
Live Heifer	124.19	124.25	103.32
Dressed Steer	198.64	200.82	163.25
Dressed Heifer	198.82	201.30	163.04

NW LS441

USDA BY-PRODUCT DROP VALUE (STEER)

15.26	15.31	7.93
-------	-------	------

Weekly Steer Drop Value



SJ LS712

WEEKLY ESTIMATED BEEF PRODUCTION

9/16/2021	(Estimate)	(Estimate)	(Actual)
Slaughter	660,000	577,000	648,000
Live Weights	1359	1357	1383
Dressed Weights	823	822	840
Beef Production (mil lbs)	542.2	473.2	543.3

LMR CH & up Grading %, Weights, and Dressing % (Formula, Forward Contract & Grid Net Purchases Based on State of Origin for WE today)

Beef Type Str/Hfr:	Grading	Carcass Wt	Dressing
TX/OK/NM	70.60%	850.1	63.96%
Kansas	81.53%	891.3	64.26%
Nebraska	87.05%	903.7	63.54%
Colorado	81.26%	885.1	63.20%
IA/MN	88.14%	904.9	63.40%
Dairybred Str/Hfr:			
National	84.26%	820.2	60.35%

USDA Livestock, Poultry & Grain Market News

Des Moines, Iowa

Phone: 515-284-4460

Email: desm.lgmn@usda.gov

www.ams.usda.gov/LSMarketNews