

National Weekly Cattle And Beef Summary

Des Moines, Iowa
For Week Ending:

Mon May 06, 2019
5/3/2019

USDA Livestock, Poultry & Grain Market News

This Week Prior Week Last Year

LM XB463

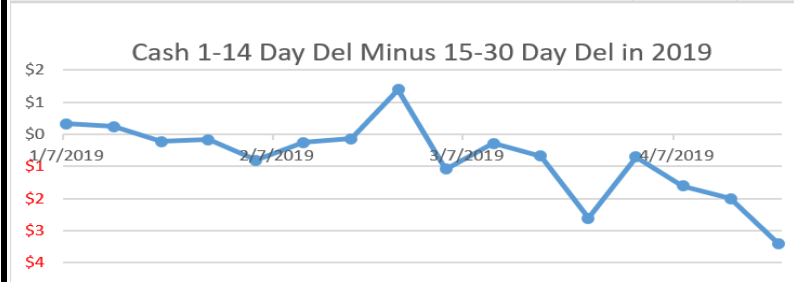
NATIONAL COMPREHENSIVE BOXED BEEF

CUTOUT VALUES	227.07	229.66	217.74
Primal Rib	382.43	385.54	359.96
Primal Chuck	175.24	176.22	170.71
Primal Round	167.21	170.67	168.28
Primal Loin	321.16	326.13	300.50

WEEKLY COMPREHENSIVE ITEM SUMMARY

Select & Choice Spot Market Loads	527
Comprehensive Loads	3165
CH&SE Percent of the Comprehensive	17%

Prior to this year cash fed cattle in the 0-14 day delivery window has traded at a premium to 15-30 day delivery most weeks. The situation has reversed in 2019 with 0-14 cattle frequently at a price discount.



LM CT 169

DIRECT CATTLE PREMIUM AND DISCOUNTS

Prime	10.28	10.30	12.23
Choice	0.00	0.00	0.00
Select	(13.36)	(12.34)	(16.41)
Standard	(29.76)	(28.81)	(29.66)
CAB	4.04	4.04	4.65

LM CT150

5 AREA WEEKLY WEIGHTED CATTLE PRICE

Live Steer	123.76	126.69	124.81
Live Heifer	123.33	126.04	124.55
Dressed Steer	198.92	204.58	193.65
Dressed Heifer	198.65	205.18	194.85

NW LS441

USDA BY-PRODUCT DROP VALUE (STEER)

8.59	8.91	9.74
------	------	------

SJ LS712

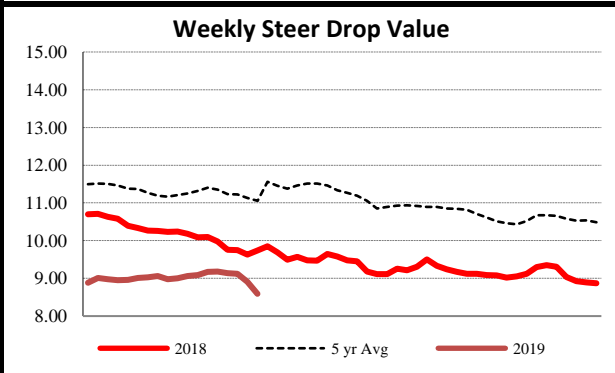
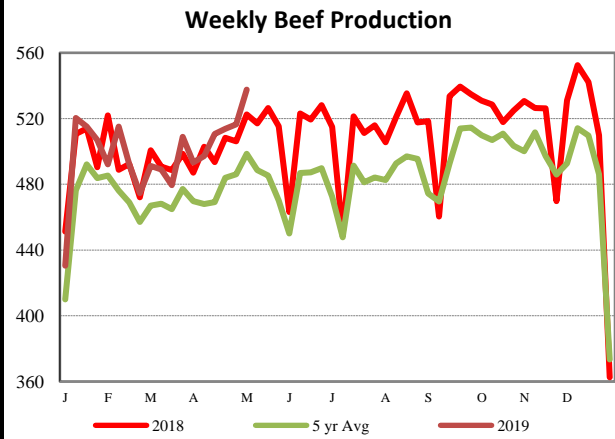
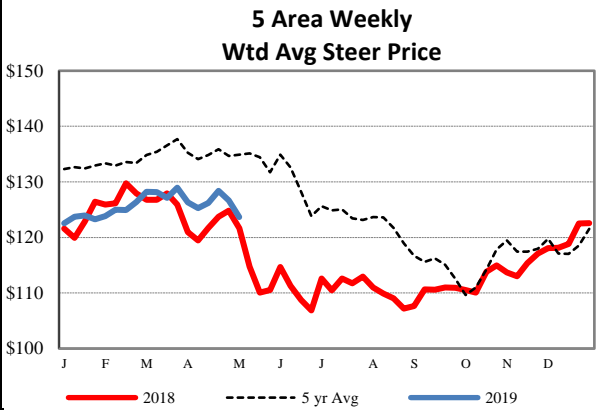
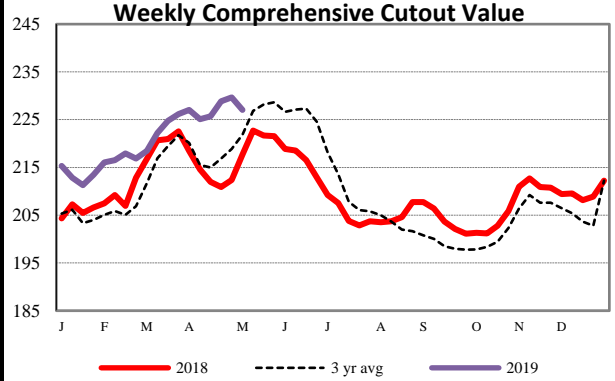
WEEKLY ESTIMATED BEEF PRODUCTION

5/3/2019	(Estimate)	(Estimate)	(Actual)
Slaughter	670,000	643,000	652,000
Live Weights	1334	1338	1322
Dressed Weights	804	805	798
Beef Production (mil lbs)	537.6	516.5	519.6

NW LS196

WEEKLY STEER HEIFER GRADING REPORT

Week Ending:	Apr 26, 2019		
Quality Grades for All Regions			
Prime	8.37%	9.01%	7.49%
Choice	70.60%	70.43%	69.72%
Select	17.53%	16.67%	19.14%
Grading by State			
	Nebraska	Kansas	Texas
Prime	10.21%	5.45%	3.67%
Choice	71.95%	74.01%	63.66%
Select	12.79%	17.71%	29.35%



USDA Livestock, Poultry & Grain Market News

Des Moines, Iowa
Phone: 515-284-4460
Email: desm.lgmn@usda.gov
www.ams.usda.gov/LSMarketNews