

Hogs and Pork

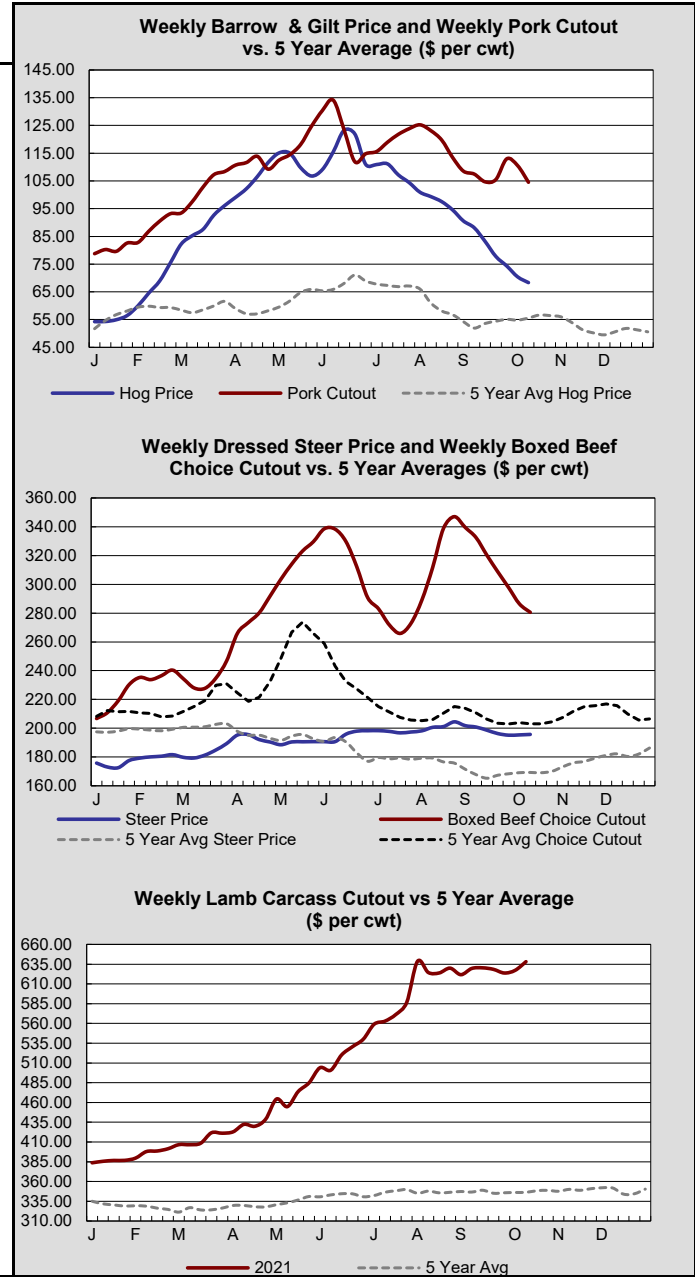
	Current Week	Change From Past Week	Change From Past Year
Nat'l Purchased Carc Wtd Avg Price - Barrows & Gilts (\$/cwt)	68.34	-3.0%	7.9%
Pork Carcass Cutout FOB Plant (\$/cwt)	104.52	-5.4%	7.2%
Segregated Early Weaned (SEW) Feeder Pigs (\$/head)	50.18	-2.6%	41.9%
Iowa/So. Minn Avg Weight Barrows & Gilts (lbs)	285.8	0.7%	0.5%
Est. Hog Slaughter	2,637,000	1.5%	-1.8%
YTD Est. Hog Slaughter	101,037,000	N/A	-1.9%
Est. Pork Production (mil lbs)	557.0	1.8%	-4.0%
YTD Est. Pork Production (mil lbs)	21,638.0	N/A	-2.0%

Cattle and Beef

Live Wtd Avg Steer Price, 5 Area FOB (\$/cwt)	123.84	0.7%	15.2%
Dressed Wtd Avg Steer Price, 5 Area Del (\$/cwt)	195.70	0.2%	16.2%
Boxed Beef Cutout, Choice (\$/cwt)	280.55	-2.0%	32.5%
Boxed Beef Cutout, Select (\$/cwt)	261.00	-1.4%	31.9%
Boxed Beef, Choice/Select Spread (\$/cwt)	19.55	-2.26	5.75
By-Product Drop Value, Steer (\$/cwt live)	16.32	1.2%	94.5%
CME Feeder Cattle Index (\$/cwt)	153.35	12.6%	9.4%
Est. Cattle Slaughter	646,000	-1.7%	-2.0%
YTD Est. Cattle Slaughter	26,277,000	N/A	3.2%
Est. Beef Production (mil lbs)	535.1	-1.7%	-3.6%
YTD Est. Beef Production (mil lbs)	21,718.5	N/A	2.8%

Lamb and Veal

Slaughter Lamb, Comprehensive, Carc. Wtd Avg Price (\$/cwt)	239.17	-1.3%	N/A
Lamb Carcass Cutout (\$/cwt)	638.13	1.7%	68.2%
Est. Sheep Slaughter	35,000	2.9%	9.4%
YTD Est. Sheep Slaughter	1,500,000	N/A	0.0%
Est. Lamb Production (mil lbs)	2.1	5.0%	10.5%
YTD Est. Lamb Production (mil lbs)	95.3	N/A	-3.2%
Veal Carcass Wtd Avg Packer & Non-Packer Owned (\$/cwt)	366.85	0.6%	27.1%





Weekly Livestock, Poultry & Grain Market Highlights
October 18, 2021

Grain

	Current Week	Change From Past Week	Change From Past Year
Central Illinois Avg Corn Price (\$/bu)	4.9600	-0.9%	31.0%
Central Illinois Avg Soybean Price (\$/bu)	11.8000	-2.4%	14.7%
Central Illinois 48% Soybean Meal, Rail (\$/ton)	317.50	-2.5%	-13.4%
Hard Red Winter Wheat Truck to Kansas City (\$/bu)	7.6975	0.8%	35.3%
Dark Northern Spring Wheat, 14%, MN, Rail (\$/bu)	10.9375	1.6%	61.5%
Soft White Wheat Portland (\$/bu)	10.4563	2.0%	78.0%
Sorghum, Kansas City, Truck (\$/cwt)	9.6415	-2.7%	11.3%

Broilers

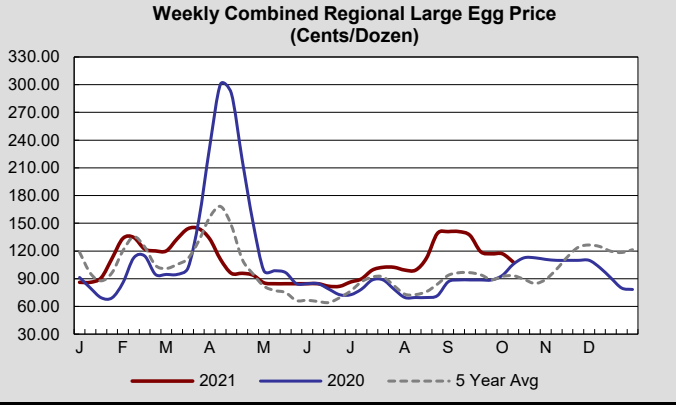
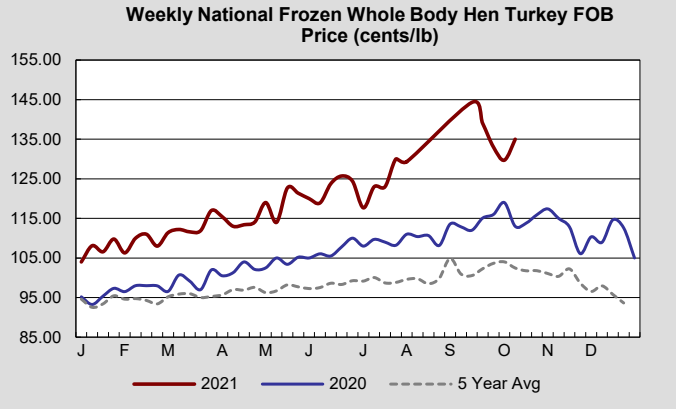
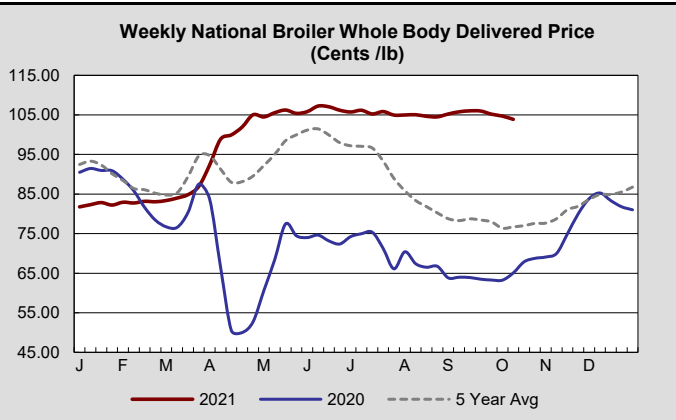
Nat'l Delivered Whole Body Price (cents/lb)	103.88	-0.8%	53.1%
Est. Young Chicken Slaughter - Current Week (000's)	158,728	-0.3%	N/A
Actual Slaughter of Young Chickens (000's)	169,414	0.5%	0.7%
YTD Actual Slaughter of Young Chickens (000's)	6,656,553	N/A	-1.4%
Actual RTC Pounds of Young Chickens (000's)	822,135	0.0%	-0.8%
YTD RTC Pounds of Young Chickens (000's)	32,209,838	N/A	-0.4%

Turkeys

Nat'l FOB Frozen 8-16 lb. Hens,Wtd Avg Prices, cents/lb	135.00	4.1%	18.7%
Actual Slaughter of Turkeys (000's)	4,328	10.3%	12.3%
YTD Actual Slaughter of Turkeys (000's)	154,189	N/A	-5.7%
Actual RTC Pounds of Turkeys (000's)	110,641	9.2%	14.8%
YTD RTC Pounds of Turkeys (000's)	3,984,391	N/A	-5.7%

Eggs

Combined Regional Large Eggs (cents/dozen)	107.96	-7.7%	-4.1%
National Shell Egg Inventory (30 doz. Cases/000,s)	1720.9	2.1%	N/A
Shell Egg Demand Indicator (SEDI)	-5.50	0.72	-0.40
Central States Breaking Stock Av. Price (cents/dozen)	60.50	-4.7%	-15.4%
National Breaking Stock Inventory (30 doz. Cases/000's)	336.7	0.0%	N/A
Eggs Broken Under Federal Inspection (30 doz cases)	1,622,662	4.8%	13.1%
YTD Eggs Broken Under Federal Inspection (30 doz cases)	59,250,627	N/A	1.4%



Source: [USDA AMS Livestock, Poultry & Grain Market News Portal](https://www.ams.usda.gov/market-news-portal)
[LSWLPGMrktHighlight](#)