

Hogs and Pork

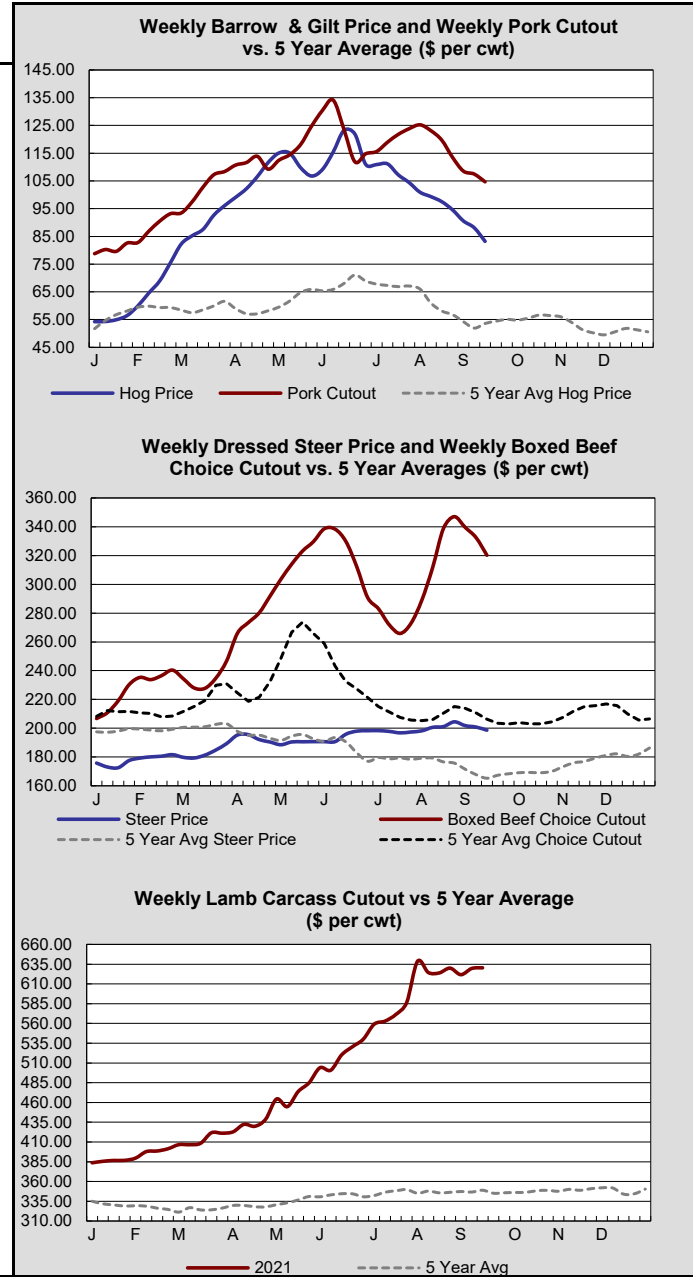
	Current Week	Change From Past Week	Change From Past Year
Nat'l Purchased Carc Wtd Avg Price - Barrows & Gilts (\$/cwt)	83.21	-5.6%	37.7%
Pork Carcass Cutout FOB Plant (\$/cwt)	104.68	-2.6%	24.1%
Segregated Early Weaned (SEW) Feeder Pigs (\$/head)	48.01	4.1%	90.4%
Iowa/So. Minn Avg Weight Barrows & Gilts (lbs)	282.1	1.1%	0.9%
Est. Hog Slaughter	2,537,000	13.2%	-1.8%
YTD Est. Hog Slaughter	90,687,000	N/A	-1.8%
Est. Pork Production (mil lbs)	528.9	13.1%	-3.3%
YTD Est. Pork Production (mil lbs)	19,442.4	N/A	-1.8%

Cattle and Beef

Live Wtd Avg Steer Price, 5 Area FOB (\$/cwt)	123.88	-0.7%	19.6%
Dressed Wtd Avg Steer Price, 5 Area Del (\$/cwt)	198.64	-1.1%	21.7%
Boxed Beef Cutout, Choice (\$/cwt)	320.22	-3.7%	48.3%
Boxed Beef Cutout, Select (\$/cwt)	285.34	-4.1%	39.1%
Boxed Beef, Choice/Select Spread (\$/cwt)	34.88	-0.11	24.19
By-Product Drop Value, Steer (\$/cwt live)	15.26	-0.3%	92.4%
CME Feeder Cattle Index (\$/cwt)	154.60	-0.3%	8.7%
Est. Cattle Slaughter	660,000	14.4%	1.9%
YTD Est. Cattle Slaughter	23,700,000	N/A	3.7%
Est. Beef Production (mil lbs)	542.2	14.6%	-0.2%
YTD Est. Beef Production (mil lbs)	19,574.3	N/A	3.4%

Lamb and Veal

Slaughter Lamb, Comprehensive, Carc. Wtd Avg Price (\$/cwt)	246.74	-1.4%	N/A
Lamb Carcass Cutout (\$/cwt)	630.35	0.1%	73.9%
Est. Sheep Slaughter	33,000	37.5%	-5.7%
YTD Est. Sheep Slaughter	1,348,000	N/A	-1.1%
Est. Lamb Production (mil lbs)	2.0	42.9%	-9.1%
YTD Est. Lamb Production (mil lbs)	86.2	N/A	-4.4%
Veal Carcass Wtd Avg Packer & Non-Packer Owned (\$/cwt)	356.43	1.1%	25.4%





Weekly Livestock, Poultry & Grain Market Highlights
September 20, 2021

Grain

	Current Week	Change From Past Week	Change From Past Year
Central Illinois Avg Corn Price (\$/bu)	5.1000	-1.9%	40.9%
Central Illinois Avg Soybean Price (\$/bu)	12.5900	0.3%	23.8%
Central Illinois 48% Soybean Meal, Rail (\$/ton)	344.00	0.9%	2.6%
Hard Red Winter Wheat Truck to Kansas City (\$/bu)	7.3900	4.3%	43.7%
Dark Northern Spring Wheat, 14%, MN, Rail (\$/bu)	10.4050	6.3%	49.4%
Soft White Wheat Portland (\$/bu)	11.0000	0.7%	113.9%
Sorghum, Kansas City, Truck (\$/cwt)	N/A	N/A	N/A

Broilers

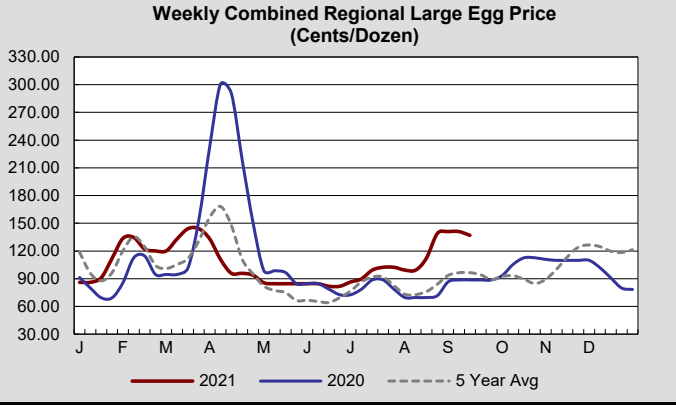
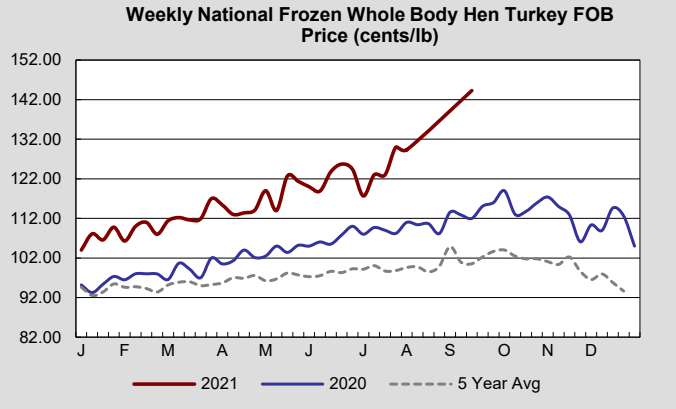
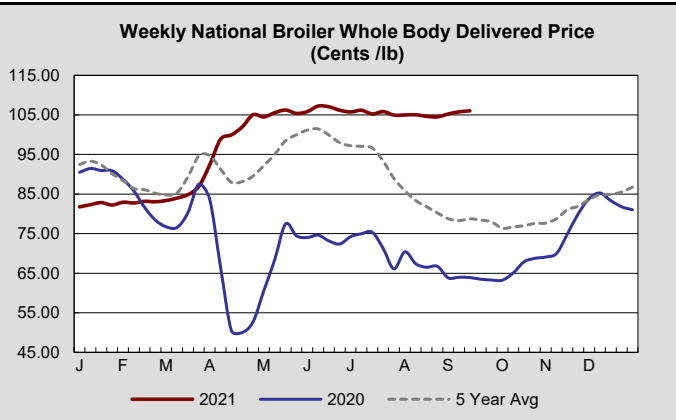
Nat'l Delivered Whole Body Price (cents/lb)	106.03	0.2%	67.0%
Est. Young Chicken Slaughter - Current Week (000's)	159,540	13.2%	N/A
Actual Slaughter of Young Chickens (000's)	148,942	-7.7%	-0.1%
YTD Actual Slaughter of Young Chickens (000's)	5,982,512	N/A	-1.4%
Actual RTC Pounds of Young Chickens (000's)	724,454	-7.0%	-1.3%
YTD RTC Pounds of Young Chickens (000's)	28,894,130	N/A	-0.4%

Turkeys

Nat'l FOB Frozen 8-16 lb. Hens,Wtd Avg Prices, cents/lb	144.29	N/A	25.4%
Actual Slaughter of Turkeys (000's)	3,419	-9.0%	-8.2%
YTD Actual Slaughter of Turkeys (000's)	137,966	N/A	-6.5%
Actual RTC Pounds of Turkeys (000's)	89,129	-2.8%	-8.0%
YTD RTC Pounds of Turkeys (000's)	3,568,811	N/A	-6.8%

Eggs

Combined Regional Large Eggs (cents/dozen)	136.96	-2.8%	54.5%
National Shell Egg Inventory (30 doz. Cases/000,s)	1629.6	-0.4%	N/A
Shell Egg Demand Indicator (SEDI)	-1.20	-1.50	-0.10
Central States Breaking Stock Av. Price (cents/dozen)	64.50	-7.9%	43.3%
National Breaking Stock Inventory (30 doz. Cases/000's)	342.5	-1.4%	N/A
Eggs Broken Under Federal Inspection (30 doz cases)	1,489,244	-1.9%	2.9%
YTD Eggs Broken Under Federal Inspection (30 doz cases)	52,933,286	N/A	0.6%



Source: [USDA AMS Livestock, Poultry & Grain Market News Portal](https://www.ams.usda.gov/market-news-portal)
[LSWLPGMrktHighlight](#)