



# WEEKLY VEAL MARKET SUMMARY

## ~ Livestock, Meat, Feed Ingredients & Skin Markets ~

Thursday, December 20, 2018

Vol. 21, No. 51

**Carlot Veal Carcass Report**  
 Northeast and North Central Basis - 12/06/2018-12/12/2018

Compared to last week: The special fed veal carcass market was mostly steady on comparable sales of non-packer owned calves and steady on packer owned calves on light to moderate demand and light to moderate offerings. Harvest numbers were 4.5 percent lower compared to last week's total. Dressed weights were up 1.3 pounds in the Northeast, down 6.5 pounds in the North Central, with the total NE & NC being down 2.2 pounds.

VEAL CARCASS, SPECIAL FED, HOT BASIS-PAID TO PRODUCER.

NON-PACKER OWNED	Head	Range	Wt. Ave.	Change
Hide-Off, 255-315 Lbs.	1577	295.00- 312.00	309.55	0.13
**PACKER OWNED**				
Hide-Off, 255-315 Lbs.	1934	304.00- 310.00	306.38	-0.15

\*CONTRACT INFORMATION: Hot Basis, Hide-Off\*

Current future contracts offered: Firm Bottom Northeast and North Central, 300.00 for January.

\* North Central = OH, IN, IL, MI, & WI  
 \* Northeast = MA, MD, PA, NY, NJ, DE, CT, & VT  
 \*\* Packer Owned = Ownership, harvesting and processing controlled by same party.

### Monthly Boxed & Distributive/LCL Veal Cuts Trade

Northeast and North Central Basis  
 FOB Major Production Points

For the month of November: Special Fed Veal Cut Prices

Item:	Wt. Range	Range
Carcass, hide off	200-275 lbs	375.00- 415.00
Foresaddles	86-147 lbs	315.00- 375.00
Forequarters	43-74 lbs	315.00- 420.00
Necks, bone-in	24-28 lbs	285.00- 300.00
Breast	10-18 lbs	120.00- 175.00
Foreshank	3-5 lbs	300.00- 595.00
Ossobuco, foreshank	2-8 lbs	675.00- 895.00
Shoulder, full	49-85 lbs	350.00- 400.00
Chuck, square cut	39-68 lbs	220.00- 275.00
Chuck rolls, skinned	5-10 lbs	475.00- 810.00
Chuck, Shoulder Clod	4-9 lbs	525.00- 825.00
Hotel Racks, 8 rib	15-26 lbs	825.00- 950.00
Hotel Racks, 7 rib	14-25 lbs	825.00- 950.00
Hotel Racks, Chop Ready, 7 rib	5-9 lbs	1250.00-1450.00
Hotel Racks, Chop Ready, 6 rib	4-8 lbs	1350.00-1500.00
Rack, Ribeye	3-9 lbs	1825.00-1825.00
Hindsaddles	89-153 lbs	510.00- 585.00
Hindquarters	45-76 lbs	510.00- 585.00
Loins, regular	18-36 lbs	365.00- 445.00
Loins, 4x4, trimmed	18-30 lbs	595.00- 675.00
Strip Loins, bnls, 0x0	1-up lbs	1350.00-1495.00
Loin, Short Tenderloin	0.5-up lbs	1125.00-1295.00
Legs, double	68-117 lbs	505.00- 580.00
Legs, single	34-59 lbs	500.00- 600.00
Legs, slices, retail		750.00- 975.00
Legs, TBS 4-piece	27-47 lbs	950.00-1025.00
Legs, TBS 3-piece	24-39 lbs	950.00-1025.00
Legs, BHS heel-out	27-42 lbs	590.00- 705.00
Legs, Sknd, butt tenderloin	0.5-up lbs	1050.00-1295.00
Top Rnd, Sknd, cap-off	10-15 lbs	1325.00-1475.00
Hindshank	5-8 lbs	525.00- 675.00
Ossobuco, Hindshank	2-8 lbs	750.00- 950.00
Stew Meat, regular		425.00- 600.00
Bnls Veal Trimmings 75-80% Lean		175.00- 250.00
Bnls Veal Trimmings 80-90% Lean		195.00- 325.00
Hvy Nature Green Hides(per piece)		45.00- 48.00

\* North Central = OH, IN, IL, MI, & WI  
 \* Northeast = MA, MD, PA, NY, NJ, DE, CT, & VT

### "Special-Fed (Nature, Milk-Fed) Veal Slaughter as Reported by Slaughter Plants in the Northeast and North Central Area."

Special Fed Veal Slaughter for:	LY	YTD	YTD
W/E:	12/15/18	12/08/18	12/16/17
Northeast	2,158	2,190	2,365
North Central	1,618	1,765	1,868
<b>Total NE &amp; NC</b>	<b>3,776</b>	<b>3,955</b>	<b>4,233</b>

Special Fed Percentage of Total Calf Kill W/E 12/08/18 ... 29.27  
 Actual Calf Slaughter Reported by NASS W/E 12/08/18 ... 13,513  
 Estimated Calves Slaughter W/E 12/15/2018 ... 10,000

Special Fed Veal Dressed Weights	LY
W/E:	12/15/18
Northeast	281.4
North Central	281.3
<b>Total NE &amp; NC</b>	<b>283.5</b>

### Week Ending Saturday, December 08, 2018

#### Meat Production and Actual Live Weight and Dressed Weight

Production	Species and Class	Live Wt	Dressed Wt
	Million lbs.	lbs.	lbs.
Beef	551.8	Cattle	1,373
Calves and veal	1.6	Calves	208
Pork	548.7	Hogs	287
Lamb and mutton	3	Sheep	137
<b>Total meat production</b>	<b>1,105.10</b>		<b>69</b>

#### Total Pounds of Calf and Veal Meat Available

Domestic Production	1,600,000	% of Total	68.88%
Imported	722,912	% of Total	31.12%
<b>Total</b>	<b>2,322,912</b>		<b>100.00%</b>

#### Federally Inspected Slaughter Head & Percentages by Species, U.S.

Species	Class & Total	# of Head	% of Total
Cattle	Total	668,891	
	Dairy cows	65,566	9.8
Calves	Total	13,513	
Hogs	Total	2,567,625	
Sheep	Total	43,276	

For additional information contact:  
 USDA LIVESTOCK, POULTRY and GRAIN Market News at 816-676-7000

### Summary of Pennsylvania Livestock Auctions

#### New Holland Calf Auction Report for Thu Dec 13, 2018

This Week: 518 Last Week: 588 Last Year: 560

**Return to Farm Holstein Calves:** Compared to last week, Graded Holstein Bull Calves sold mostly 10.00-20.00 higher. Holstein Heifer calves traded mostly steady on another light test. Demand light to moderate. Ag Market News LLC under the USDA-QSA-LMAR program graded 385 head for Thursday's sale. All calves are sold by the cwt.

**Graded Holstein Bull Calves:** Number 1 96-122 lbs 60.00-72.00. Number 2 112-128 lbs 60.00-67.00; 94-110 lbs 85.00-95.00; 82-92 lbs 15.00-45.00. Number 3 80-130 lbs 30.00-45.00; 60-78 lbs 10.00. Utility 60-130 lbs 10.00-28.00.

#### New Holland Livestock Auction Report for Monday, December 17, 2018

\*\*\* No sale Monday, December 24, 2018 \*\*\*

This Week Calves: 372 Last Week: 445 Last Year: 523  
**Return to Farm Holstein Calves:** Compared to last week, Holstein bull calves sold 10.00-15.00 higher. Demand moderate. All prices per cwt.

**Holstein Bull Calves:** Number 1 80-90 lbs 45.00-55.00; 95-110 lbs 65.00-80.00; 115-125 lbs 55.00-57.00. Number 2 80-90 lbs 40.00-50.00; 95-120 50.00-65.00. Number 3 80-90 lbs 20.00-30.00; 95-120 lbs 30.00-40.00. Utility 60-95 lbs 5.00- 15.00.

#### Vintage Calf Auction Report for Tuesday, December 18 2018

\*\*\* NO SALES Monday, December 24 or Tuesday, December 25 \*\*\*

This Week: 465 Last Week: 484 Last Year: 479  
**Return to Farm Holstein Calves:** Compared to last week, Graded Holstein bull calves sold mostly steady to 10.00 higher with most movement in Number 1 and 2 calves. Graded Holstein heifers sold mostly steady to 10.00 higher on another light test. Demand light. Ag Market News LLC under the USDA-QSA-LMAR program graded 357 head for Tuesday's sale. All calves are sold by the cwt.

**Graded Holstein Bull Calves:** Number 1 103-112 lbs 82.00-90.00. Number 2 95-114 lbs 72.00-88.00; 82-90 lbs 30.00-40.00. Number 3 95-108 lbs 30.00- 45.00; 73-83 lbs 10.00-20.00. Utility 73-105 lbs 10.00-15.00.

SOURCE: USDA-PA Dept Ag Market News, New Holland-Lancaster Co., PA

#### Canadian Federally Inspected Slaughter

	CW	LW	LY	YTD	YTD	% Change
	12/08/18	12/01/18	12/09/17	2018	2017	
Calves:	3,864	3,547	3,905	176,535	188,303	-6.2%
Males:	3,640	3,350	3,664	165,876	177,051	
Females:	224	197	241	10,659	11,750	

#### Canadian Monthly Grain Fed Veal Report

(Quebec Sales in Canadian Dollar and Average Price)

	2018		2017		Hd count
W/E	No of Head	Avg Price	No of Head	Avg Price	% Change
12/15/18	1,849	220.00	1,828	220.00	1.15%
YTD	66,536	218.41	69,214	253.97	-3.87%

#### AUSTRALIAN VEAL SLAUGHTER STATISTICS

W/E 12/14/2018

	CW	2018	YTD	LW	LY	2017	YTD
Queensland	237	8,140	194	169	10,270		
New South Wales	1,567	65,109	1,438	1,583	66,642		
Victoria	634	122,823	549	622	151,726		
South Australia	0	612	0	27	1,223		
Tasmania	50	48,837	24	38	45,074		
<b>Total</b>	<b>2,488</b>	<b>245,521</b>	<b>2,205</b>	<b>2,439</b>	<b>274,935</b>		

#### U.S. Department of Agriculture Food Safety and Inspection Service Imported Meat Passed for Entry into the United States by Country in Metric Tons

Reporting Period: Week Number 49, 12/02/2018 to 12/08/2018

COUNTRY	BNLS	EDIBLE	OTHER	PRIMALS & WKLY	2018			
OF ORIGIN	TRIM	CARC	CUTS	OFFAL	INTACT	SUBPRIMALS	TOTAL	YTD
Australia			25				25	553
Canada	82	1	5	35	27		149	8,413
France			1				1	89
Mexico								2
Netherlands					13		13	1,755
New Zealand	35		47		2	56	139	4,253
Uruguay								0
<b>Total</b>	<b>35</b>	<b>82</b>	<b>73</b>	<b>5</b>	<b>37</b>	<b>95</b>	<b>328</b>	<b>15,066</b>

#### FEED INGREDIENTS

Milk Protein Markets Madison, WI December 20, 2018 (REPORT 51)  
 COMPARED TO LAST WEEK:

DRY BUTTERMILK- CENTRAL AND EAST			
F.O.B. CENTRAL/ EAST:	0.9200	- 0.9800	unchanged
DRY WHEY- CENTRAL			
F.O.B. CENTRAL:	0.3800	- 0.5100	unchanged
MOSTLY:	0.4400	- 0.4700	unchanged
ANIMAL FEED MILK REPLACER			
F.O.B. Central:	0.3000	- 0.3550	unchanged
DRY WHEY- NORTHEAST			
F.O.B. NORTH EAST:	0.4650	- 0.4975	0.0037 higher

NONFAT DRY MILK- CENT & EAST

Includes EXTRA GRADE & GRADE A			
LOW/MEDIUM HEAT	0.8700	- 0.9500	0.0050 lower
MOSTLY:	0.9100	- 0.9400	0.0075 higher
HIGH HEAT:	1.0100	- 1.0400	unchanged

WHEY PROTEIN CONCENTRATE

EDIBLE 34% PROTEIN:	0.8075	- 1.0450	0.0025 lower
MOSTLY:	0.8375	- 0.9325	unchanged

#### Fat Products

Des Moines, IA W/E December 15, 2018 \*Preliminary

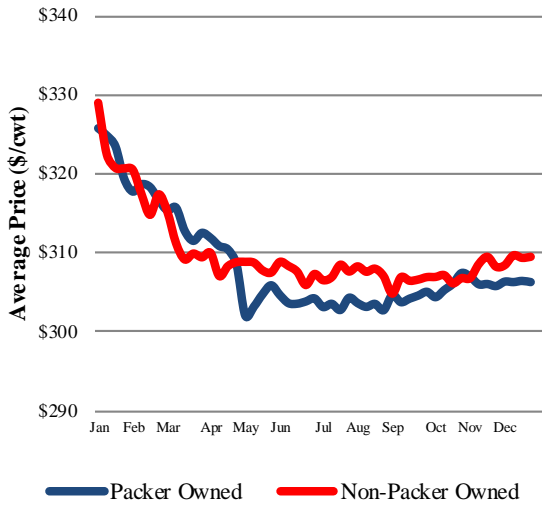
CAF CHICAGO EDIBLE TALLOW - Railcar	32.50	Simple Average
CAF CHICAGO LOOSE LARD, PS AND/OR CP	31.00	Simple Average
Coconut Oil	Crude (Source: USDA FAS) 767.00	*Nov (US\$/MT) Rotterdam CIF

#### NATIONAL SUMMARY OF VEAL AND CALF GRADED 9/30/18 TO 10/27/18 October

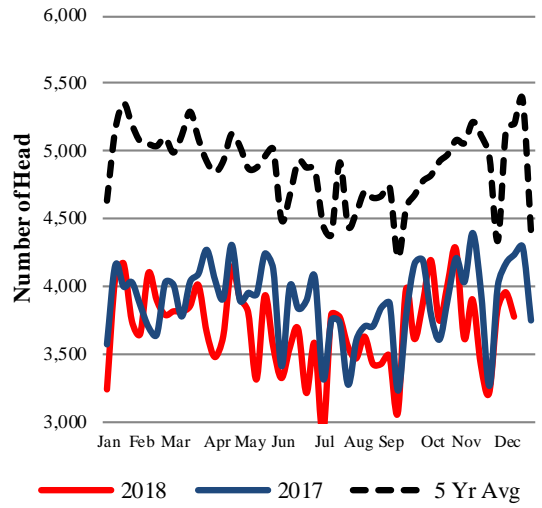
PRIME	657	4.9%	29.2% of Federal Veal and Calf
CHOICE	12,806	95.1%	slaughter represents total
GOOD	0	0.0%	Veal and Calf graded.
STANDARD	0	0.0%	Information provided by: USDA
UTILITY	0	0.0%	Meat Grading and Certification
			--

TOTAL 13,463 TOTAL ACTUAL SLAUGHTER 46,075

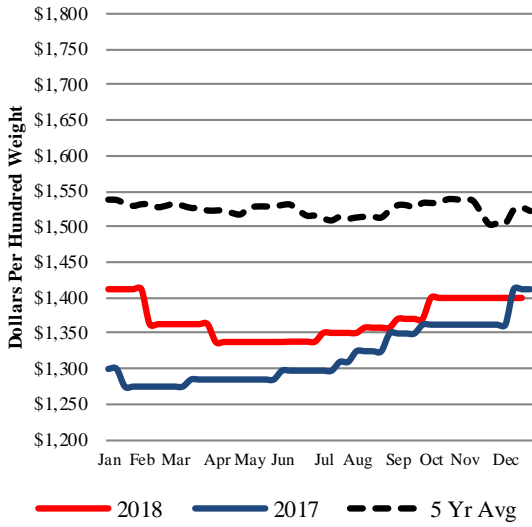
### Non-Packer Owned & Packer Owned 2018



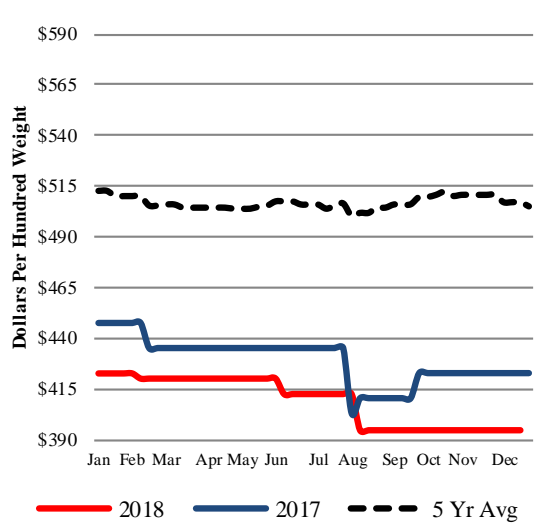
### Weekly Veal Slaughter



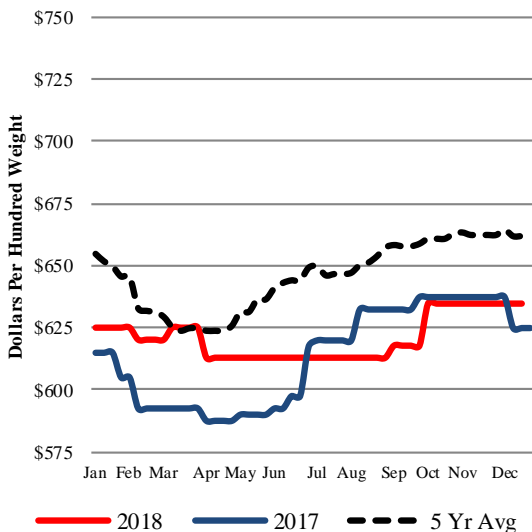
### Top Round-Cap Off (\$/cwt)



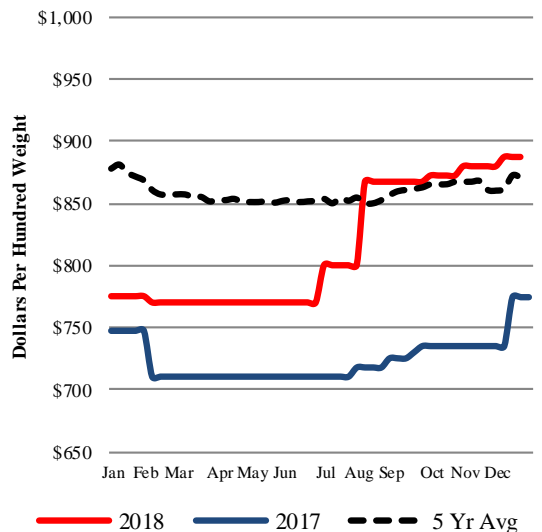
### Carcass-Hide Off (\$/cwt)



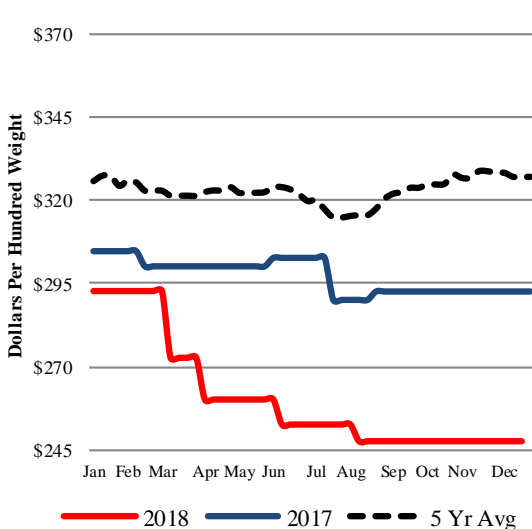
### 4X4 Loin, Trimmed (\$/cwt)



### Hotel Rack-7 Rib (\$/cwt)



### Square Cut Shoulder (\$/cwt)



### Single Legs (\$/cwt)

