



## Specialty Crops Market News Division

**Agricultural  
Marketing  
Service**

# National Retail Report - Specialty Crops

Websites: [www.marketnews.usda.gov/mnp/fv-home](http://www.marketnews.usda.gov/mnp/fv-home) and <http://www.ams.usda.gov/mnreports/fvwretail.pdf>  
and [http://www.ams.usda.gov/mnreports/wa\\_lo100.txt](http://www.ams.usda.gov/mnreports/wa_lo100.txt)

Volume XIII - Number 33

Issued Weekly

Friday, August 16, 2019

## Advertised Prices for Specialty Crops at Major Retail Supermarket Outlets ending during the period of 08/10 to 08/22<sup>1,2</sup>

The National Retail Report for Specialty Crops is being released a day early on August 15, 2019 due to reporters attending the Specialty Crops Market News National Meeting. Data from Friday stores is not included in this weeks report.

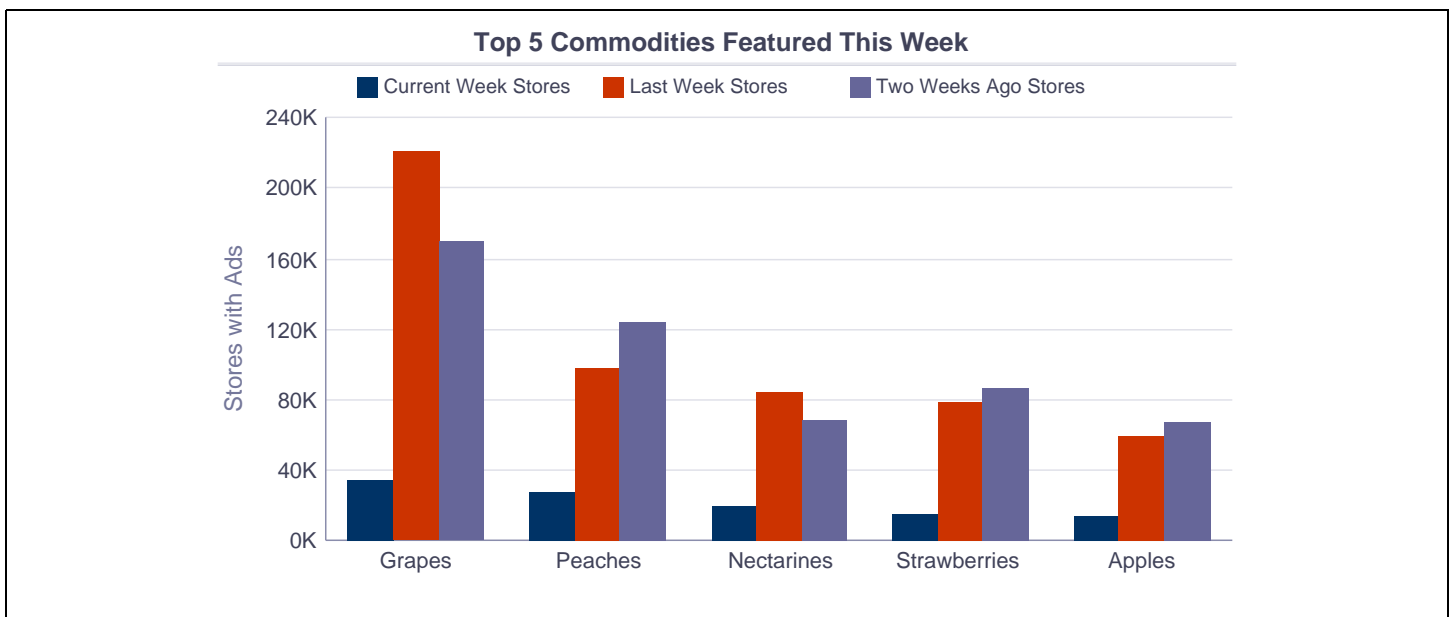
### A Peach of a Deal

In 1982, President Ronald Reagan declared August National Peach Month, and called on Americans to add more peaches to their diets. Retailers made that easier for shoppers by making peaches the most advertised fruit this week. Local peaches were advertised in every region of the country except Hawaii and Alaska. Many stores featured Hatch chilis this week, showcased along with corn, bell peppers, zucchini, and yellow squash for grilling. Back-to-school ads continued to be seen in many flyers.

Total ad numbers this week were 340,000, a 15% decrease from last weeks 397,972. The total number of ads broken out by commodity groups: fruit 209,147 (62% of all ads), onions and potatoes 15,602 (5%), vegetables 112,539 (33%), herbs 657, and ornamentals 2,055. The number of ads for organic produce was 55,535, 16% of total ads.

The following are the prices of major advertised items (3,000 plus stores) this week, compared to the same week last year. Significant increases in price for fruit items this week included cantaloupes at 37% and yellow nectarines at 10%. Significant decreases included white peaches at 27%, white nectarines at 26%, seedless grapes (white 11%, organic white 11%, black 10%), and tangerines at 10%. There were no significant changes for potatoes and onions this week. Significant increases in price for vegetables this week included grape tomatoes at 15%, cucumbers at 14%, and green bell peppers at 11%. There were no significant decreases this week.

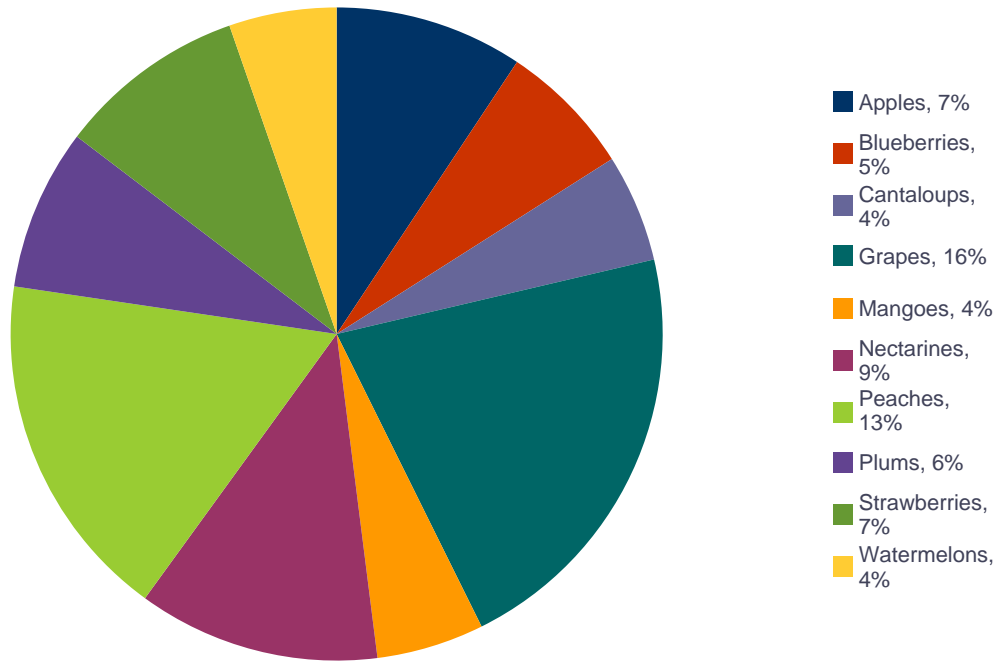
For more detailed information on organic and locally grown produce visit the National Retail--Local and Organic Report at: [http://www.ams.usda.gov/mnreports/wa\\_lo100.txt](http://www.ams.usda.gov/mnreports/wa_lo100.txt)



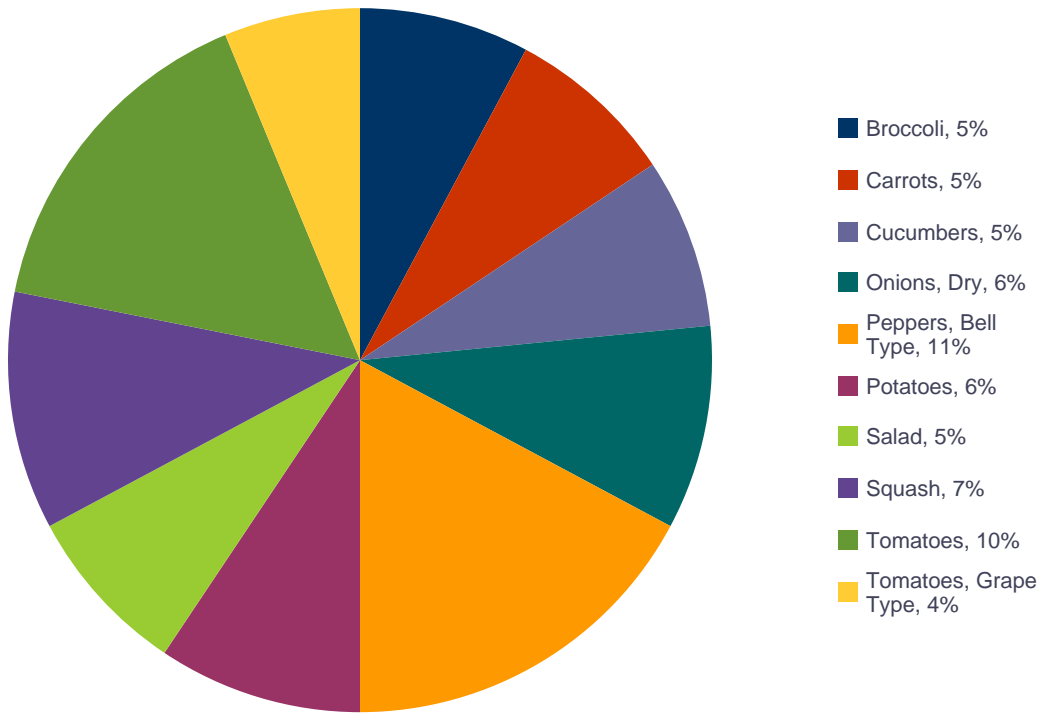
1 - Specialty Crops Market News surveys over 400 retailers, comprising over 29,200 individual stores, with online weekly advertised features.

2 - Date range reflects one week of data collection ending on the report date and encompasses ad pricing good from the Saturday before the report release date through the following Friday.

Top 10 Fruits as Percentage of Total Fruit Ads



Top 10 Vegetables as Percentage of Total Vegetable Ads Including Onions and Potatoes





### NATIONAL SUMMARY

FRUITS								
Commodity	Variety	Unit	THIS WEEK		LAST WEEK		LAST YEAR	
			Stores With Ads	Wtd Avg Price	Stores With Ads	Wtd Avg Price	Stores With Ads	Wtd Avg Price
Apples	Braeburn	per pound	47	1.64	66	1.32	744	1.44
Apples	Fuji	per pound	1,923	1.49	2,141	1.50	2,074	1.36
Apples	Fuji	3 lb bag	72	3.71	77	3.98	31	3.29
Apples	Fuji	2 lb bag	117	4.99				
Apples	Gala	per pound	2,949	1.63	2,361	1.70	3,107	1.46
Apples	Gala	3 lb bag	1,112	3.03	65	3.98	115	3.43
Apples	Gala	2 lb bag	117	4.99				
Apples	Ginger Gold	3 lb bag	5	2.99				
Apples	Granny Smith	per pound	387	1.52	654	1.59	505	1.29
Apples	Granny Smith	3 lb bag	18	3.99	76	3.99	86	1.97
Apples	Granny Smith	2 lb bag	117	4.99				
Apples	Honeycrisp	per pound	662	2.82	370	1.93	427	2.12
Apples	Pink Lady/Cripps Pink	per pound	249	1.86	1,560	1.35	262	1.56
Apples	Pink Lady/Cripps Pink	3 lb bag	4	4.74	70	3.99		
Apples	Pink Lady/Cripps Pink	2 lb bag	117	4.99				
Apples	Red Delicious	per pound	210	1.13	509	1.29	446	1.47
Apples	Red Delicious	3 lb bag	61	3.37	116	3.33	362	3.36
Apples, Processed	Juice	64 oz (1/2 gallon)	3,489	1.95	2,378	1.62	5,387	1.92
Apples, Processed	Juice	96 oz (3/4 gallon)	10	1.50	58	2.50	16	1.49
Apples, Processed	Juice	128 oz (1 gallon)	74	3.05	98	4.99	20	6.44
Apples, Processed	Juice Marked Cider	64 oz (1/2 gallon)	105	1.89	92	1.50	184	2.93
Apricots		per pound	12	2.18	790	2.48		
Avocados	Hass	each	4,688	1.18	4,657	1.36	5,271	1.81
Avocados	Various Greenskin Varieties	each	425	1.28	438	1.44	50	1.46
Avocados	Various Greenskin Varieties	per pound	35	1.99				
Bananas		per pound	844	0.39	1,731	0.39	1,566	1.16
Blueberries		6 oz package	997	2.47	1,140	2.36	3,044	3.29
Blueberries		1 pint package	3,982	2.80	6,469	2.34	3,716	2.37
Blueberries		18 oz package	2,610	3.94	1,465	3.66	3,831	4.36
Cantaloups		each	7,300	2.49	14,081	2.27	6,412	1.82
Cantaloups		per pound	394	0.35	655	0.36	871	1.22

Wtd Avg - Simple weighted average



Cherries	Red Varieties	per pound	3,708	4.34	6,052	3.57	3,902	4.87
Clementines		3 lb bag	3,162	4.78	1,497	5.13	6,692	7.15
Clementines		2 lb bag	503	3.24	439	3.86	986	3.99
Fruit, Other	Cactus Pears	each	71	0.19	63	0.19	221	0.22
Grapefruit	Red	each	192	0.58	541	1.10	96	1.29
Grapefruit	Red	per pound	29	0.64	17	0.45	16	0.74
Grapes	Black Seedless	per pound	4,642	1.69	5,972	1.67	6,449	2.77
Grapes	Red Globe	per pound	436	1.96	676	1.72	561	1.76
Grapes	Red Seedless	per pound	10,197	1.63	11,165	1.66	11,610	2.51
Grapes	White Seedless Type	per pound	10,270	1.68	11,127	1.63	11,028	2.65
Honeydews		each	1,630	3.74	3,181	3.51	2,450	3.33
Honeydews		per pound	65	0.66	263	0.73	404	1.08
Kiwifruit	Hayward	each	656	0.48	672	0.42	623	0.47
Kiwifruit	Hayward	1 lb bag	19	3.49	11	2.95	125	2.99
Lemons		each	1,989	0.55	2,072	0.49	17	0.79
Lemons		per pound	8	0.79	61	0.71		
Lemons		2 lb bag	214	3.60	1,811	3.53	35	3.99
Limes		each	959	0.35	1,057	0.32	1,346	0.30
Limes		per pound	64	0.58	110	0.60	220	0.82
Mangoes		each	7,477	0.96	11,940	0.90	4,625	0.97
Misc Berries	Blackberries	5.6 - 6 oz package	2,857	3.12	4,488	2.66	4,364	2.85
Nectarines	Various White Flesh Varieties	per pound	4,967	1.61	4,443	2.02	2,021	2.05
Nectarines	Various Yellow Flesh Varieties	per pound	10,169	1.73	9,441	1.73	10,562	2.50
Oranges	Navel	each	769	0.93	2,144	1.01	1,931	0.97
Oranges	Navel	per pound	3,375	1.33	2,000	0.93	1,472	1.40
Oranges	Navel	3 lb bag	1,775	2.73	2,500	3.73	2,756	3.34
Oranges	Navel	4 lb bag	57	3.87	2	2.99		
Oranges	Valencia	each	68	0.10	170	0.51	68	1.25
Oranges	Valencia	per pound	100	0.40	55	0.50	27	0.53
Oranges	Valencia	4 lb bag	42	3.18	137	4.90	119	5.49
Papaya	Maradol/Tainung Types	per pound	103	0.69	370	0.69	360	1.14
Papaya	Maradol/Tainung Types	each	61	1.58	18	0.78		
Papaya	Solo Type	per pound	30	0.65	84	1.71	5	0.99
Papaya	Solo Type	each	9	0.59	9	0.59		
Peaches	Various White Flesh Varieties	per pound	6,134	1.57	8,234	2.02	2,240	2.24
Peaches	Various Yellow Flesh Varieties	per pound	15,613	1.49	12,158	1.49	16,020	2.51
Pears	Bartlett	per pound	2,575	1.37	3,835	1.27	4,589	1.78
Pears	Bosc	per pound	31	1.19	5	0.69	52	1.74



Pears	D'Anjou	per pound	224	1.44	227	0.74		
Pineapples		each	1,568	2.63	2,688	2.32	2,881	2.07
Pineapples		per pound	64	0.94			219	1.05
Plums		per pound	7,599	1.68	12,004	1.83	8,107	2.44
Plums	Interspecific Type	per pound	2,521	1.76	2,504	2.02	2,121	2.02
Prunes		per pound	7	2.79			44	1.60
Raspberries	Red	6 oz package	6,671	2.82	5,519	2.84	5,379	3.40
Strawberries		1 lb package	8,737	2.40	7,243	2.44	6,334	3.32
Strawberries		2 lb package	543	4.55	3,532	3.23	2,069	4.59
Tangelos		per pound	352	0.99			8	1.18
Tangelos		each	5	1.00	247	0.80	29	1.00
Tangerines		per pound	58	1.54	262	1.36	29	1.73
Tangerines		3 lb bag	3,236	4.13	3,606	4.43	1,978	4.80
Tangerines		2 lb bag	285	2.25	227	3.75	53	3.99
Watermelons	Red Flesh Seeded Type	per pound	174	0.23	50	0.62	8	0.49
Watermelons	Red Flesh Seedless Miniature	each	1,540	2.28	731	3.24	1,441	2.04
Watermelons	Red Flesh Seedless Type	each	4,648	3.92	5,817	4.07	6,299	5.70
Watermelons	Red Flesh Seedless Type	per pound	612	0.33	573	0.35	954	0.43
<b>ORGANIC</b>								
Apples	Fuji	per pound	12	1.99	661	1.92	12	1.99
Apples	Fuji	2 lb bag	1,097	4.23				
Apples	Gala	per pound	327	1.92	1,621	1.93	41	2.49
Apples	Gala	3 lb bag	266	4.23	13	2.99	341	3.93
Apples	Gala	2 lb bag	1,106	4.23	171	3.81		
Apples	Granny Smith	2 lb bag	1,097	4.23				
Apples	Pink Lady/Cripps Pink	per pound	241	2.39	215	1.91		
Apples	Pink Lady/Cripps Pink	2 lb bag	1,373	3.98				
Apples	Red Delicious	per pound	47	1.71	19	1.29		
Apples, Processed	Juice	64 oz (1/2 gallon)	1,316	2.48	516	2.55	97	3.21
Apricots		per pound	1	1.49				
Avocados	Hass	each	64	1.75	57	1.67	437	1.94
Bananas		per pound	1,423	0.82	576	0.81	822	0.69
Blueberries		6 oz package	2,591	3.18	2,313	2.96	1,835	3.56
Blueberries		1 pint package	339	3.27	697	3.40	1,699	3.63
Cantaloups		each	525	2.89	1,356	2.64	2,929	2.98
Cantaloups		per pound	17	0.99	60	1.42	116	0.68
Cherries	Red Varieties	per pound	53	6.99	33	5.99		
Grapes	Black Seedless	per pound	1,511	2.13	2,537	2.22	1,814	2.37



Grapes	Red Seedless	per pound	3,794	2.46	5,813	2.62	6,079	3.07
Grapes	White Seedless Type	per pound	3,462	2.45	5,508	2.65	5,510	3.03
Kiwifruit	Hayward	each	110	0.65				
Kiwifruit	Hayward	1 lb bag	53	3.99	49	2.99		
Mangoes		each	591	1.47	1,710	1.36	478	1.79
Misc Berries	Blackberries	5.6 - 6 oz package	983	3.60	634	4.01	1,212	3.68
Nectarines	Various White Flesh Varieties	per pound	145	2.06	21	3.70	317	2.49
Nectarines	Various Yellow Flesh Varieties	per pound	4,535	2.49	1,414	2.99	2,953	2.81
Oranges	Valencia	per pound	3	1.58	367	1.85		
Oranges	Valencia	4 lb bag	13	3.99			652	5.82
Peaches	Various White Flesh Varieties	per pound	145	2.06	34	2.87	326	2.50
Peaches	Various Yellow Flesh Varieties	per pound	5,081	2.49	1,437	2.95	3,831	2.78
Pears	Bartlett	per pound	55	2.14	265	1.67	77	1.55
Pineapples		each	306	3.99			144	3.35
Plums		per pound	2,060	2.06	173	2.05	742	2.26
Plums	Interspecific Type	per pound	168	3.60	66	3.26	92	2.92
Raspberries	Red	6 oz package	926	3.58	425	3.12	1,867	4.31
Strawberries		1 lb package	5,424	3.26	3,704	3.22	2,247	3.49
Watermelons	Red Flesh Seedless Miniature	each	235	4.06	1,361	4.87	1,399	3.73
Watermelons	Red Flesh Seedless Type	each	612	3.99			1,140	5.01
Watermelons	Red Flesh Seedless Type	per pound	21	0.59	31	0.62		

**ONIONS AND POTATOES**

Commodity	Variety	Unit	THIS WEEK		LAST WEEK		LAST YEAR	
			Stores With Ads	Wtd Avg Price	Stores With Ads	Wtd Avg Price	Stores With Ads	Wtd Avg Price
Onions, Dry	Red	per pound	1,251	1.00	974	1.18	937	1.36
Onions, Dry	Red	2 lb bag	21	1.60	50	1.85		
Onions, Dry	White	per pound	406	0.62	652	0.73	443	1.05
Onions, Dry	White	2 lb bag	21	1.60	7	1.49		
Onions, Dry	Yellow	per pound	198	0.63	156	1.00	529	1.05
Onions, Dry	Yellow	2 lb bag	528	1.82	17	2.36	788	1.53
Onions, Dry	Yellow	3 lb bag	1,719	1.65	642	2.00	827	1.93
Onions, Dry	Yellow	5 lb bag	78	3.99	78	3.99		
Onions, Dry	Yellow Marked Sweet	per pound	2,689	1.23	6,035	1.12	3,670	1.66
Onions, Dry	Yellow Marked Sweet	2 lb bag	21	2.99			49	0.84
Onions, Dry	Yellow Marked Sweet	3 lb bag	93	2.90	155	3.24	803	2.82
Onions, Dry	Yellow Marked Sweet	5 lb bag	415	3.99	537	3.83	1,346	3.37

Wtd Avg - Simple weighted average



Potatoes	Round Red	per pound	468	1.74	464	1.03	1,223	0.85
Potatoes	Round Red	3 lb bag	33	3.86	78	2.25	971	2.99
Potatoes	Round Red	5 lb bag	1,924	3.26	231	3.51	2,129	3.79
Potatoes	Round White	per pound	352	1.93	50	0.98	72	0.87
Potatoes	Round White	5 lb bag	383	3.05	718	2.34	1,362	2.56
Potatoes	Russet	per pound	2,051	0.99	1,116	0.98	646	0.94
Potatoes	Russet	3 lb bag	19	1.23			184	1.00
Potatoes	Russet	5 lb bag	1,087	2.18	4,182	2.87	1,689	2.46
Potatoes	Russet	10 lb bag	200	3.68	911	4.05	278	4.33
Potatoes	Russet	8 lb bag	338	2.78	657	4.18	310	2.96
Potatoes	Yellow Type	per pound	76	0.89	118	0.98	254	1.01
Potatoes	Yellow Type	3 lb bag	132	2.83			3	1.29
Potatoes	Yellow Type	5 lb bag	929	3.97	418	2.83	834	3.86

**ORGANIC**

Onions, Dry	Yellow	per pound	25	1.29	53	0.99	6	0.98
Onions, Dry	Yellow	3 lb bag	1	3.89	48	3.99	73	3.57
Onions, Dry	Yellow Marked Sweet	per pound	34	1.35	16	1.70	24	1.33
Onions, Dry	Yellow Marked Sweet	3 lb bag	45	3.29				
Potatoes	Round White	5 lb bag	17	1.99				
Potatoes	Russet	5 lb bag	39	4.61			16	3.99
Potatoes	Yellow Type	5 lb bag	9	6.99				

**VEGETABLES**

Commodity	Variety	Unit	THIS WEEK		LAST WEEK		LAST YEAR	
			Stores With Ads	Wtd Avg Price	Stores With Ads	Wtd Avg Price	Stores With Ads	Wtd Avg Price
Artichokes		each	936	2.43	266	1.85	2,504	2.01
Asparagus	Green	per pound	1,287	2.15	1,321	2.46	4,591	3.12
Beans	Round Green Type	per pound	1,416	1.32	2,487	1.35	1,006	1.86
Beets		per bunch	75	1.10	60	1.69	109	1.99
Beets		per pound	68	0.65	34	0.50	39	0.99
Bok Choy		per pound	19	0.65			18	0.76
Broccoli		per pound	498	1.57	35	1.29	173	1.35
Broccoli		per bunch	947	2.49	707	2.10	1,683	2.30
Broccoli	Crown Cut	per pound	4,218	1.54	2,165	1.52	3,282	1.77
Brussels Sprouts		per pound	1,800	2.31	1,679	2.69	1,243	2.81
Cabbage	Red Type	per pound	11	0.99	24	0.59		
Cabbage	Round Green Type	per pound	1,337	0.60	2,066	0.57	1,019	0.74

Wtd Avg - Simple weighted average



Carrots		per pound	81	0.87	208	0.45	110	0.82
Carrots		1 lb bag	244	0.67	112	0.58	258	1.08
Carrots		2 lb bag	693	1.90	1,130	0.82	582	1.45
Carrots	Baby Peeled	1 lb bag	3,539	1.29	5,282	1.12	4,054	1.53
Carrots	Baby Peeled	2 lb bag	956	2.80	5,611	2.01	734	2.60
Cauliflower		each	2,405	2.93	1,549	2.87	3,285	2.45
Cauliflower		per pound	1,469	1.43	581	1.38	709	1.72
Celery		each	3,463	1.14	2,361	1.40	1,654	1.20
Celery		per pound	68	1.17	29	0.85	129	1.24
Celery	Hearts	each	235	2.36	505	2.49	162	2.40
Chinese Cabbage		per pound	11	0.48			18	0.76
Cilantro		per bunch	607	0.64	1,634	0.44	2,169	0.67
Corn-Sweet		each	5,327	0.40	8,116	0.41	6,233	0.65
Cucumbers		each	3,606	0.74	4,335	0.63	5,103	0.82
Cucumbers		per pound	93	1.32	67	0.89	119	1.65
Cucumbers	Long Seedless-Greenhouse	each	1,780	1.31	1,239	1.38	2,080	1.38
Cucumbers	Long Seedless-Greenhouse	per pound	54	0.93	54	0.49		
Eggplant		per pound	2,418	1.62	1,663	1.43	1,669	1.27
Eggplant		each	297	1.27	76	1.29	191	0.69
Garlic		per pound	30	2.79	8	2.49	59	1.44
Garlic		per sleeve	68	0.97	104	1.29	330	0.89
Greens	Collard	per pound	99	0.96	242	0.80	159	0.92
Greens	Collard	1 lb bag	91	2.50	132	2.49	458	2.50
Greens	Kale	per bunch	27	0.89	758	1.07	242	0.87
Greens	Kale	per pound	155	1.51	28	1.22	152	1.12
Greens	Kale	1 lb bag	49	2.50	73	2.50	458	2.50
Greens	Mustard	per pound	21	0.83	214	0.71		
Greens	Turnip Tops	per pound	21	0.83	214	0.71		
Greens	Turnip Tops	1 lb bag	42	2.50	9	2.50		
Lettuce, Iceberg		each	2,936	1.08	862	1.14	2,718	1.01
Lettuce, Iceberg		per pound	26	1.85	4	0.50	75	1.20
Lettuce, Other	Boston	each	40	1.24	14	1.32	18	1.55
Lettuce, Other	Green Leaf	each	1,292	1.71	762	1.14	924	1.51
Lettuce, Other	Green Leaf	per pound	378	1.62	944	1.13	635	1.33
Lettuce, Other	Red Leaf	each	1,110	1.80	780	1.15	883	1.44
Lettuce, Other	Red Leaf	per pound	378	1.62	944	1.13	624	1.33
Lettuce, Romaine		each	1,240	1.72	923	1.05	867	1.16
Lettuce, Romaine		per pound	280	1.51	803	1.17	623	1.52
Lettuce, Romaine	Hearts	3 count package	1,147	2.76	1,678	3.07	2,775	2.90

Wtd Avg - Simple weighted average





Mushrooms	Portobella	8 oz package	141	2.43	427	2.58	430	1.53
Mushrooms	Portobella	6 oz package	160	3.11	222	3.13	212	2.53
Mushrooms	White	per pound	257	2.52	456	2.14	317	2.73
Mushrooms	White	8 oz package	1,449	1.94	1,806	1.70	2,100	2.11
Onions Green		per bunch	1,049	0.66	2,052	0.69	1,687	0.54
Peppers, Bell Type	Green	per pound	1,185	1.45	995	1.50	2,928	1.95
Peppers, Bell Type	Green	each	4,493	0.78	2,259	0.80	3,081	0.70
Peppers, Bell Type	Orange	per pound	89	2.63	687	2.87	264	2.93
Peppers, Bell Type	Orange	each	1,659	1.22	2,658	1.34	1,998	1.47
Peppers, Bell Type	Orange-Greenhouse	each	270	1.90	493	1.11	509	1.56
Peppers, Bell Type	Red	per pound	299	1.87	1,171	2.37	810	2.10
Peppers, Bell Type	Red	each	2,039	1.17	3,091	1.29	2,846	1.40
Peppers, Bell Type	Red-Greenhouse	each	270	1.90	493	1.11	509	1.56
Peppers, Bell Type	Yellow	per pound	117	2.48	693	2.86	435	2.45
Peppers, Bell Type	Yellow	each	1,681	1.22	2,701	1.34	2,008	1.47
Peppers, Bell Type	Yellow-Greenhouse	each	270	1.90	493	1.11	509	1.56
Peppers, Other	Jalapeno	per pound	1,834	1.07	1,551	1.03	856	0.82
Peppers, Other	Mixed Mini Sweet Types	1 lb package	1,037	2.14	46	2.95	300	3.91
Peppers, Other	Serrano	per pound	187	0.67	257	0.95	344	0.74
Radishes		per bunch	599	0.86	513	0.75	469	0.82
Radishes		1 lb bag	176	1.29	225	1.05	175	1.70
Salad	Mixed Types	1 lb bag	43	0.99				
Salad	Mixed Types	10 - 12 oz package	1,981	2.31	5,387	2.27	2,577	3.73
Salad	Mixed Types	5 - 9 oz package	1,829	2.43	3,807	2.42	2,794	3.90
Spinach		per bunch	37	0.90	80	0.86	208	3.19
Spinach	Flat, Baby Type	10 oz package	56	2.81	90	2.97	200	2.18
Spinach	Flat, Baby Type	1 lb package	17	2.49			7	2.50
Spinach	Flat, Baby Type	8 oz package	73	1.65	365	1.50	756	1.71
Spinach	Flat, Baby Type	9 oz package	706	2.51	30	2.49		
Spinach	Flat, Baby Type	5 - 6 oz package	32	2.31	185	2.07		
Squash	Acorn	per pound	23	1.14			77	1.10
Squash	Butternut	per pound	23	1.14	6	0.33	54	1.11
Squash	Grey	per pound	145	0.51	100	0.63	240	0.56
Squash	Spaghetti	per pound	23	1.14			54	1.15
Squash	Yellow Crookneck/Straightneck	per pound	3,314	1.36	3,570	1.38	4,060	1.33
Squash	Zucchini	per pound	4,876	1.37	4,720	1.28	5,254	1.52
Sweet Potatoes		per pound	4	0.99	464	1.21	1,597	1.29
Tomatillos		per pound	357	0.52	624	0.56	534	0.68



Tomatoes		per pound	2,923	1.27	5,055	1.54	2,818	1.48
Tomatoes	Vine Ripe - Heirloom Varieties	per pound	171	3.99	148	3.62	782	2.82
Tomatoes	Vine Ripes	per pound	3,295	1.63	2,759	1.98	1,946	1.56
Tomatoes	Vine Ripes, On The Vine-Greenhouse	per pound	4,758	1.51	5,390	1.50	6,930	1.96
Tomatoes	Vine Ripes-Greenhouse	per pound	276	1.38	440	1.46	447	1.68
Tomatoes, Cherry		1 pint package	2	2.98	25	2.71	43	2.48
Tomatoes, Grape Type		1 pint package	3,816	2.09	6,833	2.24	3,814	1.82
Tomatoes, Grape Type		10 oz package	398	2.49	263	2.23	305	2.06
Tomatoes, Plum Type	Roma	per pound	2,037	0.96	3,013	1.38	2,144	1.14
Vegetables Other	Cactus Leaf (Nopales)	per pound	31	0.57	115	1.39	124	0.97
Vegetables Other	Cactus Leaf (Nopales)	each	20	0.99				
<b>ORGANIC</b>								
Artichokes		each	94	2.23				
Beans	Round Green Type	per pound	19	1.99	8	2.99		
Beets		per bunch	144	1.64	22	2.02	174	1.94
Beets		per pound	8	1.09				
Broccoli		per pound	369	1.96	196	1.61	204	1.53
Broccoli		per bunch	629	2.93	277	2.94	125	2.53
Broccoli	Baby Hybrid Type	per bunch	40	2.13	33	3.93	78	2.79
Cabbage	Round Green Type	per pound	17	0.49	1	0.79	12	1.29
Carrots		per pound	30	0.89	8	0.99		
Carrots		1 lb bag	60	1.38	54	1.02	258	1.14
Carrots		2 lb bag	197	2.96	25	1.97	26	2.18
Carrots		per bunch	76	2.52	189	1.94	105	2.10
Carrots	Baby Peeled	1 lb bag	729	1.68	734	1.72	2,783	2.25
Carrots	Baby Peeled	2 lb bag	192	3.88	598	3.95	2	2.39
Cauliflower		per pound	128	1.57	74	1.99	6	0.89
Celery		each	470	3.22	207	2.25	1,300	1.81
Celery	Hearts	each	38	2.79	139	2.57	295	2.50
Cilantro		per bunch	50	0.79	41	0.99	34	1.09
Corn-Sweet		each	9	1.00	12	1.25	26	1.11
Cucumbers		each	625	2.02	63	1.13	912	1.32
Cucumbers		per pound	10	1.99			41	1.90
Cucumbers	Long Seedless-Greenhouse	each	156	1.79	290	2.10	15	2.29
Eggplant		per pound	30	1.99				
Greens	Collard	per bunch	146	2.00	117	0.99		
Greens	Kale	per bunch	503	1.71	575	2.16	450	1.35
Greens	Kale	per pound	5	2.99	1	1.49	273	1.49

Wtd Avg - Simple weighted average



Greens	Mustard	per bunch	146	2.00	117	0.99		
Greens	Swiss Chard	per bunch	4	2.50	52	2.12	7	1.88
Lettuce, Iceberg		each	130	2.28	783	2.49	39	2.61
Lettuce, Other	Green Leaf	each	24	2.24	799	2.20	159	1.87
Lettuce, Other	Red Leaf	each	25	2.24	799	2.17	159	1.87
Lettuce, Romaine		each	16	2.37	1,000	2.32	108	2.01
Lettuce, Romaine	Hearts	3 count package	608	3.40	1,106	3.67	2,835	4.05
Mushrooms	Portobella	per pound	20	6.44			9	6.99
Mushrooms	Portobella	6 oz package	210	3.52	12	3.78		
Mushrooms	White	8 oz package	300	2.00	237	2.86	252	2.24
Peppers, Bell Type	Green	per pound	55	1.69	192	2.99	80	2.84
Peppers, Bell Type	Green	each	1,132	0.99	10	0.67	280	1.37
Peppers, Bell Type	Red	per pound	12	3.99	204	3.05	134	3.99
Peppers, Other	Mixed Mini Sweet Types	per pound	9	3.99			123	2.99
Peppers, Other	Mixed Mini Sweet Types	1 lb package	22	3.99	7	3.49	446	3.00
Radishes		per bunch	7	0.99	1	1.49		
Salad	Mixed Types	1 lb bag	121	4.84	1,517	4.81	647	4.98
Salad	Mixed Types	10 - 12 oz package	65	4.90	91	3.53	95	4.93
Salad	Mixed Types	5 - 9 oz package	1,904	3.30	3,970	3.05	888	2.92
Spinach		per bunch	5	1.49	24	1.64	19	1.59
Spinach	Flat, Baby Type	8 oz package	1	3.00	1	2.00		
Spinach	Flat, Baby Type	5 - 6 oz package	67	3.25	183	2.95		
Squash	Yellow Crookneck/Straightneck	per pound	243	2.63	59	1.49	590	1.36
Squash	Zucchini	per pound	326	2.29	398	1.67	845	1.46
Tomatoes		per pound	65	2.56	12	4.24	21	2.99
Tomatoes	Vine Ripe - Heirloom Varieties	per pound	94	3.85	143	4.51	45	3.99
Tomatoes	Vine Ripes	per pound	217	1.87	25	2.99	140	2.96
Tomatoes	Vine Ripes, On The Vine-Greenhouse	per pound	310	2.25	1,735	2.25	193	3.52
Tomatoes	Vine Ripes-Greenhouse	per pound	557	2.99	13	1.49		
Tomatoes, Cherry		1 pint package	444	3.16	327	3.01	24	4.49
Tomatoes, Grape Type		1 pint package	1,113	3.21	1,913	2.89	1,147	3.03
Tomatoes, Grape Type		10 oz package	158	2.45	89	2.56	304	2.08
Tomatoes, Plum Type	Roma	per pound	53	1.99	451	2.44	83	1.75

**SEASONAL ITEMS**

Commodity	Variety	Unit	THIS WEEK		LAST WEEK		LAST YEAR	
			Stores With Ads	Wtd Avg Price	Stores With Ads	Wtd Avg Price	Stores With Ads	Wtd Avg Price

Wtd Avg - Simple weighted average



Chayote		per pound	10	0.35	27	0.54	16	0.45
Chayote		each	34	0.26	103	0.33	153	0.36
Gladiola		bunched 10s	26	7.37	61	4.70	402	4.46
Gladiola		bunched 5s	945	3.97	52	2.95	658	3.96
Potted Plants	Chrysanthemum	6 inch pot	82	7.59	35	9.33	205	10.00
Potted Plants	Chrysanthemum	8 inch pot	102	4.27			10	5.48
Rose, Hybrid Tea		bunched 12s	900	8.87	1,906	7.56	2,805	9.10



### REGIONAL DETAILS

Commodity Variety	Unit	NORTHEAST U.S.				SOUTHEAST U.S.				MIDWEST U.S.			
		Price Range	Stores with Ads	Wtd Avg Price	% Marked Local	Price Range	Stores with Ads	Wtd Avg Price	% Marked Local	Price Range	Stores with Ads	Wtd Avg Price	% Marked Local
<b>FRUITS</b>													
Apples Braeburn	per pound	1.49	7	1.49						1.66-1.69	40	1.67	
Apples Fuji	per pound	1.69	415	1.69		1.29-1.49	1,144	1.49		0.79-1.99	182	1.47	
Apples Fuji	3 lb bag					3.99	32	3.99					
Apples Fuji	2 lb bag					4.99	117	4.99	100				
Apples Gala	per pound	1.49-1.99	927	1.73		1.49	220	1.49		0.98-1.99	605	1.58	
Apples Gala	3 lb bag	2.99	74	2.99		2.99-3.99	989	3.02		2.48	9	2.48	
Apples Gala	2 lb bag					4.99	117	4.99	100				
Apples Ginger Gold	3 lb bag					2.99	5	2.99					
Apples Granny Smith	per pound	1.49-1.99	272	1.85						1.49	19	1.49	
Apples Granny Smith	3 lb bag					3.99	18	3.99					
Apples Granny Smith	2 lb bag					4.99	117	4.99	100				
Apples Honeycrisp	per pound	3.79	22	3.79		1.68-3.79	259	3.51		1.49-2.77	273	2.22	
Apples Pink Lady/Cripps Pink	per pound									1.49-1.99	232	1.90	
Apples Pink Lady/Cripps Pink	3 lb bag	4.99	3	4.99									
Apples Pink Lady/Cripps Pink	2 lb bag					4.99	117	4.99	100				
Apples Red Delicious	per pound	1.00-1.49	57	1.30		0.98-1.29	62	1.16		0.99-1.49	10	1.19	
Apples Red Delicious	3 lb bag					2.50-3.99	53	3.28					
Apples, Processed Juice	64 oz (1/2 gallon)	1.50-2.99	871	2.10		0.99-2.88	378	2.02		0.99-2.49	380	1.60	
Apples, Processed Juice	128 oz (1 gallon)					2.79	68	2.79					
Apples, Processed Juice Marked Cider	64 oz (1/2 gallon)	2.50	30	2.50		2.50	14	2.50		1.29-1.50	43	1.42	
Avocados Hass	each	0.99-1.67	256	1.35		0.88-1.67	1,551	1.10		0.34-1.79	853	1.12	
Avocados Various Greenskin Varieties	each	1.25-2.50	75	2.07		0.79-1.25	121	1.04		1.50-2.00	41	1.63	
Bananas	per pound	0.39-0.59	130	0.48		0.29-0.39	36	0.38		0.29-0.49	73	0.41	
Blueberries	6 oz package	2.99	267	2.99		1.25-3.34	189	2.83		1.50	3	1.50	
Blueberries	1 pint package	1.99-3.99	959	3.05		0.99-3.50	1,134	3.05		0.98-3.33	877	2.17	12
Blueberries	18 oz package	5.00	415	5.00		2.49	158	2.49		2.49-5.00	828	3.72	
Cantaloups	each	0.98-3.69	1,100	1.99	2	0.98-3.99	2,620	2.87		0.98-3.00	1,074	2.35	2
Cantaloups	per pound									0.55-0.69	34	0.57	
Cherries Red Varieties	per pound	1.99-5.99	530	3.68		2.99-5.99	1,452	4.91		2.29-5.99	364	4.08	

Wtd Avg - Simple weighted average



Commodity Variety	Unit	NORTHEAST U.S.				SOUTHEAST U.S.				MIDWEST U.S.			
		Price Range	Stores with Ads	Wtd Avg Price	% Marked Local	Price Range	Stores with Ads	Wtd Avg Price	% Marked Local	Price Range	Stores with Ads	Wtd Avg Price	% Marked Local
Clementines	3 lb bag	3.99-5.99	579	4.62		1.98-5.49	710	4.95		3.99-4.99	813	4.67	
Clementines	2 lb bag	3.97-4.99	23	4.19		3.99	7	3.99		2.99-3.99	38	3.57	
Grapefruit Red	each									0.60-0.99	30	0.89	
Grapefruit Red	per pound									0.69-0.99	15	0.93	
Grapes Black Seedless	per pound	1.49-2.49	778	1.88		0.99-2.49	1,026	1.84		0.88-2.99	788	1.58	
Grapes Red Globe	per pound	1.99	48	1.99		1.68-2.49	142	2.18		1.69	12	1.69	
Grapes Red Seedless	per pound	0.99-2.99	2,118	2.03		0.98-2.99	2,826	1.63		0.88-2.99	1,703	1.27	
Grapes White Seedless Type	per pound	0.99-2.99	2,306	2.04		0.99-2.99	3,625	1.51		0.88-2.99	1,153	1.63	
Honeydews	each	2.50-3.99	282	3.16		2.99-3.99	1,213	3.99		2.50-3.49	135	2.72	
Honeydews	per pound									0.55-0.89	36	0.61	
Kiwifruit Hayward	each	0.40-0.67	239	0.62		0.33	16	0.33		0.50	192	0.50	
Kiwifruit Hayward	1 lb bag									3.49	19	3.49	
Lemons	each	0.40-0.69	579	0.62		0.20-5.00	1,093	0.54		0.33-0.66	102	0.47	
Lemons	2 lb bag	3.49	30	3.49		2.99	37	2.99		2.99-3.99	147	3.78	
Limes	each	0.16-0.67	363	0.49		0.07-0.33	266	0.29		0.10-0.66	184	0.31	
Mangoes	each	0.29-1.50	718	0.66		0.29-1.25	2,613	0.94		0.50-1.29	1,004	0.91	
Misc Berries Blackberries	5.6 - 6 oz package	2.99-3.50	997	3.12		2.50-3.34	844	3.16		2.98-2.99	19	2.99	
Nectarines Various White Flesh Varieties	per pound	1.69-2.49	272	2.23		1.49-1.99	1,598	1.85		0.88-2.99	1,228	1.50	
Nectarines Various Yellow Flesh Varieties	per pound	0.99-2.49	1,778	1.77		1.29-1.99	2,484	1.86		0.88-2.99	1,650	1.60	
Oranges Navel	each	0.67-1.00	450	0.92		0.60-1.25	208	1.00		0.59-1.00	83	0.93	
Oranges Navel	per pound	0.99-1.39	88	1.02		1.49	1,135	1.49		0.44-1.68	468	1.44	
Oranges Navel	3 lb bag	2.99-4.99	159	3.35		2.99-4.99	230	3.15		1.99-3.99	987	2.55	
Oranges Navel	4 lb bag					2.98-3.99	42	3.48		4.99	15	4.99	
Oranges Valencia	4 lb bag					2.99-3.99	42	3.18					
Papaya Maradol/Tainung Types	each	0.99	43	0.99									
Peaches Various White Flesh Varieties	per pound	1.49-2.49	268	2.17		1.49-1.99	2,598	1.83		0.67-2.99	1,297	1.19	
Peaches Various Yellow Flesh Varieties	per pound	0.79-2.49	2,581	1.56	20	0.33-1.99	4,252	1.68		0.49-2.99	3,004	1.20	1
Pears Bartlett	per pound	1.00-1.99	583	1.58	14	0.33-1.49	44	0.67		0.99-1.99	249	1.46	
Pears D'Anjou	per pound					1.19	24	1.19		1.49	192	1.49	
Pineapples	each	1.99-2.99	701	2.71		1.00-2.99	712	2.45		1.99-2.99	52	2.44	



Commodity Variety	Unit	NORTHEAST U.S.				SOUTHEAST U.S.				MIDWEST U.S.			
		Price Range	Stores with Ads	Wtd Avg Price	% Marked Local	Price Range	Stores with Ads	Wtd Avg Price	% Marked Local	Price Range	Stores with Ads	Wtd Avg Price	% Marked Local
Plums	per pound	0.99-2.49	1,587	1.75		1.48-1.99	2,588	1.69		0.72-2.99	1,341	1.67	
Plums Interspecific Type	per pound	0.99-2.49	859	1.82		0.40-1.99	161	1.31		1.56-2.99	408	2.21	
Raspberries Red	6 oz package	2.50-3.50	1,434	3.08		2.50-3.34	2,485	3.08		1.88-2.99	656	2.29	
Strawberries	1 lb package	1.00-3.99	1,801	2.45		1.25-3.34	2,820	2.57		1.25-3.34	1,410	2.36	
Strawberries	2 lb package									3.99-5.00	241	4.02	
Tangerines	3 lb bag	1.99-5.99	834	3.87		1.99-4.99	1,678	4.35		2.97-4.99	443	4.03	
Tangelos	per pound									1.56	10	1.56	
Tangelos	each									1.00	5	1.00	
Watermelons Red Flesh Seeded Type	per pound	0.33	28	0.33									
Watermelons Red Flesh Seedless Miniature	each	2.99	415	2.99		2.50-2.98	270	2.65		1.99-3.99	51	2.71	
Watermelons Red Flesh Seedless Type	each	2.99-4.99	653	4.62	3	2.98-5.99	1,374	3.90	1	2.69-5.99	1,632	3.78	3
Watermelons Red Flesh Seedless Type	per pound	0.33-0.39	101	0.37						0.79-0.99	38	0.89	
<b>FRUITS - ORGANIC</b>													
Apples Fuji	2 lb bag					3.99-4.99	346	4.53		3.99	161	3.99	
Apples Gala	per pound	1.99-2.99	47	2.14		1.79	64	1.79		1.99	12	1.99	
Apples Gala	3 lb bag					3.98	200	3.98					
Apples Gala	2 lb bag					3.99-4.99	346	4.53		3.99	161	3.99	
Apples Granny Smith	2 lb bag					3.99-4.99	346	4.53		3.99	161	3.99	
Apples Pink Lady/Cripps Pink	per pound	2.49	3	2.49		1.99	37	1.99		1.99-2.49	201	2.47	
Apples Pink Lady/Cripps Pink	2 lb bag					2.98-4.99	377	4.41		3.99	161	3.99	
Apples Red Delicious	per pound	1.99	28	1.99									
Apples, Processed Juice	64 oz (1/2 gallon)	2.50-3.99	490	2.68		2.50	78	2.50		2.29	647	2.29	
Bananas	per pound	0.49-0.99	541	0.77		0.69	343	0.69		0.69-0.79	49	0.73	
Blueberries	6 oz package	3.00-5.00	184	4.95		2.49-3.00	536	2.81		2.49-3.99	377	3.39	
Blueberries	1 pint package	3.99	41	3.99		2.50	37	2.50		2.00-3.50	61	3.03	
Cantaloups	each	2.99	33	2.99		2.98	12	2.98		2.49-3.00	215	2.54	
Grapes Black Seedless	per pound					1.99-2.48	148	2.09		1.99-2.79	442	2.34	
Grapes Red Seedless	per pound	2.49-2.99	595	2.73		1.99-3.69	244	2.65		1.99-2.99	787	2.50	
Grapes White Seedless Type	per pound	2.49-2.99	595	2.73		1.99-3.69	244	2.65		1.99-2.99	514	2.37	
Mangoes	each	0.99-1.67	502	1.56						0.99-	11	0.99	

Wtd Avg - Simple weighted average



Commodity Variety	Unit	NORTHEAST U.S.				SOUTHEAST U.S.				MIDWEST U.S.			
		Price Range	Stores with Ads	Wtd Avg Price	% Marked Local	Price Range	Stores with Ads	Wtd Avg Price	% Marked Local	Price Range	Stores with Ads	Wtd Avg Price	% Marked Local
										1.00			
Misc Berries Blackberries	5.6 - 6 oz package	3.79-5.00	262	4.94		3.00	37	3.00					
Nectarines Various White Flesh Varieties	per pound									1.99-2.49	144	2.05	
Nectarines Various Yellow Flesh Varieties	per pound	2.99	485	2.99		1.99-2.99	1,676	2.71		1.49-2.99	888	2.04	
Peaches Various White Flesh Varieties	per pound									1.99-2.49	144	2.05	
Peaches Various Yellow Flesh Varieties	per pound	2.99-3.99	518	3.04		1.98-2.99	1,876	2.64		1.49-2.99	888	2.04	
Pineapples	each	3.99	72	3.99		3.99	82	3.99					
Plums	per pound	1.99	5	1.99		1.99	463	1.99		1.49-2.99	607	2.03	
Plums Interspecific Type	per pound	2.99-3.99	108	3.25									
Raspberries Red	6 oz package	3.49-5.00	261	4.93		2.98-3.00	69	2.99		2.77-2.99	84	2.95	
Strawberries	1 lb package	2.99-5.00	477	4.39		2.98-4.99	2,015	3.23		2.00-4.99	957	3.09	
Watermelons Red Flesh Seedless Miniature	each					4.98	12	4.98		2.99-3.99	22	3.26	
<b>ONIONS AND POTATOES</b>													
Onions, Dry Red	per pound	0.79-1.49	336	1.08		0.99	221	0.99		0.69-1.49	366	1.01	
Onions, Dry Red	2 lb bag									1.49-1.69	21	1.60	
Onions, Dry White	per pound									0.58-1.49	17	1.06	
Onions, Dry White	2 lb bag									1.49-1.69	21	1.60	
Onions, Dry Yellow	per pound					0.99	34	0.99		0.44-0.99	22	0.64	
Onions, Dry Yellow	2 lb bag	1.00-2.50	325	2.25		0.99-1.50	157	1.05		0.99-1.69	46	1.42	
Onions, Dry Yellow	3 lb bag	1.29-2.50	363	2.28		1.29-2.97	1,245	1.38		1.49-2.50	44	2.17	
Onions, Dry Yellow	5 lb bag					3.99	78	3.99					
Onions, Dry Yellow Marked Sweet	per pound	0.79-1.99	1,115	1.18	32	0.79-1.49	694	1.25	2	0.79-1.29	219	1.14	
Onions, Dry Yellow Marked Sweet	2 lb bag									2.99	21	2.99	
Onions, Dry Yellow Marked Sweet	3 lb bag	3.99	4	3.99		2.99	10	2.99	80	1.99-3.00	79	2.84	
Onions, Dry Yellow Marked Sweet	5 lb bag	3.99	415	3.99									
Potatoes Round Red	per pound	0.99	72	0.99						0.69-2.49	263	2.28	11
Potatoes Round Red	3 lb bag									2.49-2.50	17	2.49	
Potatoes Round Red	5 lb bag	2.99-3.99	519	3.85		2.50-3.99	1,347	3.04		2.49-2.99	58	2.91	
Potatoes Round White	per pound									0.79-2.49	236	2.47	
Potatoes	5 lb bag	2.79-2.99	263	2.97		2.49-2.50	60	2.50					

Wtd Avg - Simple weighted average





Commodity Variety	Unit	NORTHEAST U.S.				SOUTHEAST U.S.				MIDWEST U.S.			
		Price Range	Stores with Ads	Wtd Avg Price	% Marked Local	Price Range	Stores with Ads	Wtd Avg Price	% Marked Local	Price Range	Stores with Ads	Wtd Avg Price	% Marked Local
Round White													
Potatoes Russet	per pound	0.88-0.99	190	0.97		0.58-1.29	1,658	0.99		0.59-0.99	56	0.84	
Potatoes Russet	3 lb bag									0.99-1.50	19	1.23	
Potatoes Russet	5 lb bag	1.99-3.49	310	2.54		2.00-2.78	191	2.48		1.28-2.99	185	2.32	3
Potatoes Russet	10 lb bag					2.95-3.99	115	3.93		3.99	11	3.99	
Potatoes Russet	8 lb bag	2.79	22	2.79		2.00-2.99	316	2.78					
Potatoes Yellow Type	per pound					0.89	34	0.89					
Potatoes Yellow Type	3 lb bag									2.49	116	2.49	
Potatoes Yellow Type	5 lb bag	2.50-3.99	553	3.98		2.75-3.99	279	3.95		3.99	96	3.99	
<b>ONIONS AND POTATOES - ORGANIC</b>													
Onions, Dry Yellow	per pound					1.29	25	1.29					
Onions, Dry Yellow Marked Sweet	per pound	1.29	30	1.29									
Potatoes Round White	5 lb bag									1.99	17	1.99	100
Potatoes Russet	5 lb bag	4.49	30	4.49									
<b>VEGETABLES</b>													
Artichokes	each	1.50	30	1.50		1.50	8	1.50		0.99	122	0.99	
Asparagus Green	per pound	2.99-3.89	395	3.06		1.77-1.88	184	1.84		1.88-3.49	56	2.31	
Beans Round Green Type	per pound	0.99-1.69	384	1.41	30	1.29-1.99	139	1.43		0.77-1.99	567	1.12	12
Broccoli	per pound	1.69	415	1.69	100					0.79	12	0.79	
Broccoli	per bunch	0.99-1.69	84	1.41		1.49-3.00	564	2.88		1.88-2.88	107	2.42	
Broccoli Crown Cut	per pound	0.98-1.99	884	1.49	23	1.58-1.99	1,351	1.76		0.79-2.50	530	1.09	
Brussels Sprouts	per pound	1.39-2.50	163	1.94		1.50-2.50	1,406	2.46		1.49-1.99	70	1.84	
Beets	per bunch	1.99	30	1.99									
Beets	per pound					0.50-0.79	68	0.65					
Cabbage Round Green Type	per pound	0.49-0.79	541	0.73	82	0.59-0.69	92	0.62		0.29-0.69	270	0.56	34
Carrots	1 lb bag	1.50	9	1.50		0.50-0.79	43	0.56		0.79-0.99	125	0.80	
Carrots	2 lb bag	0.99-2.50	437	2.42		0.99	220	0.99		0.99-2.00	21	1.28	
Carrots Baby Peeled	1 lb bag	0.99-1.69	258	1.23		0.98-1.50	1,763	1.43		0.98-1.50	606	1.22	2
Carrots Baby Peeled	2 lb bag	2.50-2.99	184	2.97		2.50-3.00	531	2.93		1.28-2.50	192	2.38	
Cauliflower	each	2.50-3.49	1,010	2.96		1.99-3.49	865	3.08		1.49-3.00	453	2.69	
Cauliflower	per pound									0.58-2.50	210	1.27	

Wtd Avg - Simple weighted average



Commodity Variety	Unit	NORTHEAST U.S.				SOUTHEAST U.S.				MIDWEST U.S.			
		Price Range	Stores with Ads	Wtd Avg Price	% Marked Local	Price Range	Stores with Ads	Wtd Avg Price	% Marked Local	Price Range	Stores with Ads	Wtd Avg Price	% Marked Local
Celery	each	0.79-1.99	483	1.00		0.79-1.49	1,637	1.17		0.44-2.50	468	1.43	3
Celery Hearts	each	2.50-2.99	85	2.51		2.00-2.50	86	2.45		1.99-2.50	64	2.04	
Cilantro	per bunch	0.69-1.29	306	0.91	11	0.34-0.48	52	0.39		0.25-0.50	99	0.39	
Corn-Sweet	each	0.24-0.60	1,622	0.41	61	0.33-0.50	564	0.42		0.14-0.60	761	0.34	19
Cucumbers	each	0.34-1.00	872	0.76	18	0.50-1.69	1,043	0.93		0.22-1.50	666	0.71	12
Cucumbers	per pound									0.39	15	0.39	
Cucumbers Long Seedless-Greenhouse	each	0.99-1.79	639	1.47		0.99-1.67	386	1.18		0.99-1.50	355	1.12	
Eggplant	per pound	0.79-1.99	2,030	1.67	64	0.50-1.49	308	1.31	2	0.79-1.59	28	1.08	21
Eggplant	each					0.98	31	0.98		1.25-1.50	47	1.29	100
Garlic	per pound	2.79	30	2.79									
Greens Collard	per pound	0.99	78	0.99						0.79-0.89	21	0.83	57
Greens Collard	1 lb bag	2.50	49	2.50		2.50	42	2.50					
Greens Kale	per bunch									0.50-1.49	17	0.84	41
Greens Kale	per pound	0.99	30	0.99						0.89-1.69	125	1.63	
Greens Kale	1 lb bag	2.50	49	2.50									
Greens Mustard	per pound									0.79-0.89	21	0.83	57
Greens Turnip Tops	per pound									0.79-0.89	21	0.83	57
Greens Turnip Tops	1 lb bag					2.50	42	2.50					
Lettuce, Iceberg	each	0.69-1.50	692	1.08		0.58-1.29	1,429	1.20		0.49-1.29	284	0.67	
Lettuce, Iceberg	per pound									0.79	3	0.79	
Lettuce, Other Boston	each					1.24	40	1.24					
Lettuce, Other Green Leaf	each	2.49	415	2.49	100	0.79-1.17	189	1.02		1.69-1.88	201	1.87	
Lettuce, Other Green Leaf	per pound	1.49-1.99	256	1.63	70					0.99-1.69	122	1.60	
Lettuce, Other Red Leaf	each	2.49	415	2.49	100	1.17	68	1.17		1.69-1.88	201	1.87	
Lettuce, Other Red Leaf	per pound	1.49-1.99	256	1.63	70					0.99-1.69	122	1.60	
Lettuce, Romaine	each	0.99-2.99	498	2.34	89	0.79-1.17	102	1.04		0.99-1.88	201	1.84	
Lettuce, Romaine	per pound	1.19-1.69	262	1.54	68					0.99	18	0.99	
Lettuce, Romaine Hearts	3 count package	1.99-2.99	649	2.79		1.98-2.99	238	2.91		1.99-3.00	75	2.76	
Mushrooms Portobella	8 oz package									1.67-2.00	25	1.94	
Mushrooms Portobella	6 oz package	2.50-3.99	138	3.27						2.00-2.50	22	2.09	
Mushrooms White	per pound	2.49	22	2.49		2.49	220	2.49					
Mushrooms White	8 oz package	1.49-2.50	1,023	1.93	8	1.29-2.00	58	1.59		1.50-2.49	266	1.93	

Wtd Avg - Simple weighted average



Commodity Variety	Unit	NORTHEAST U.S.				SOUTHEAST U.S.				MIDWEST U.S.			
		Price Range	Stores with Ads	Wtd Avg Price	% Marked Local	Price Range	Stores with Ads	Wtd Avg Price	% Marked Local	Price Range	Stores with Ads	Wtd Avg Price	% Marked Local
Onions Green	per bunch	0.34-1.00	483	0.86	37	0.34-0.59	74	0.47		0.25-0.77	125	0.54	
Peppers, Bell Type Green	per pound	0.79-1.99	912	1.56	31	1.29-1.59	51	1.32	10	0.44-1.59	176	1.06	36
Peppers, Bell Type Green	each	0.59-1.00	792	0.93	53	0.34-1.28	2,207	0.80	10	0.50-1.00	657	0.73	17
Peppers, Bell Type Orange	per pound	2.79-2.99	29	2.88		1.99	34	1.99		2.99-3.49	26	3.20	
Peppers, Bell Type Orange	each	1.00-2.00	145	1.15		0.78-2.00	991	1.31		0.98-1.79	53	1.28	
Peppers, Bell Type Orange-Greenhouse	each					1.67	78	1.67		2.00	192	2.00	
Peppers, Bell Type Red	per pound	2.79-2.99	29	2.88		1.99	34	1.99		2.99-3.49	26	3.20	
Peppers, Bell Type Red	each	1.00-2.00	335	1.07		0.78-2.00	991	1.31		0.98-1.79	53	1.28	
Peppers, Bell Type Red-Greenhouse	each					1.67	78	1.67		2.00	192	2.00	
Peppers, Bell Type Yellow	per pound	1.99-2.99	57	2.44		1.99	34	1.99		2.99-3.49	26	3.20	
Peppers, Bell Type Yellow	each	1.00-2.00	145	1.15		0.78-2.00	991	1.31		0.98-1.79	38	1.39	
Peppers, Bell Type Yellow-Greenhouse	each					1.67	78	1.67		2.00	192	2.00	
Peppers, Other Jalapeno	per pound	0.99-1.29	100	1.21		0.99-1.29	992	1.28		0.69-0.99	40	0.76	15
Peppers, Other Mixed Mini Sweet Types	1 lb package	1.89-2.99	343	1.90		1.89	359	1.89		1.50-3.88	87	3.03	
Radishes	per bunch	1.00-1.29	153	1.06						0.50-1.00	342	0.91	84
Radishes	1 lb bag	0.99	80	0.99						0.99-1.99	67	1.57	
Salad Mixed Types	1 lb bag					0.99	43	0.99					
Salad Mixed Types	10 - 12 oz package	1.99-2.99	790	2.41		0.98-2.99	431	1.90		0.69-3.00	317	2.37	
Salad Mixed Types	5 - 9 oz package	1.99-3.29	999	2.45		1.99-2.99	249	2.31		1.49-3.00	284	2.33	
Spinach	per bunch									0.89-0.99	9	0.92	
Spinach Flat, Baby Type	10 oz package	1.69-2.99	51	2.94									
Spinach Flat, Baby Type	8 oz package	2.00	22	2.00		1.50	34	1.50		1.50	17	1.50	
Spinach Flat, Baby Type	9 oz package	2.49-2.99	486	2.52		2.50	220	2.50					
Spinach Flat, Baby Type	5 - 6 oz package	2.50-2.99	9	2.66		2.50	8	2.50		2.00	15	2.00	
Squash Yellow Crookneck/Straightneck	per pound	0.97-1.79	1,313	1.54	67	0.98-1.89	373	1.51		0.58-1.49	571	0.98	27
Squash Zucchini	per pound	0.79-1.79	1,849	1.54	70	0.98-1.89	378	1.50		0.58-1.49	1,355	1.24	12
Sweet Potatoes	per pound									0.99	4	0.99	
Tomatoes	per pound	0.99-1.99	164	1.41	12	0.50-2.49	1,749	1.24		0.89-3.49	211	1.42	16
Tomatoes Vine Ripe - Heirloom Varieties	per pound	3.99	20	3.99		3.99	119	3.99		3.99	24	3.99	
Tomatoes Vine Ripes	per pound	0.99-2.99	1,011	1.85	40	0.88-1.99	1,575	1.76	1	0.44-1.99	320	0.96	82
Tomatoes Vine Ripes-Greenhouse	per pound	2.49	7	2.49		0.99-1.69	132	1.52		0.98-1.49	28	1.18	

Wtd Avg - Simple weighted average



Commodity Variety	Unit	NORTHEAST U.S.				SOUTHEAST U.S.				MIDWEST U.S.			
		Price Range	Stores with Ads	Wtd Avg Price	% Marked Local	Price Range	Stores with Ads	Wtd Avg Price	% Marked Local	Price Range	Stores with Ads	Wtd Avg Price	% Marked Local
Tomatoes Vine Ripes, On The Vine-Greenhouse	per pound	0.99-2.99	1,091	1.92		0.79-2.49	853	1.31		0.79-1.79	466	1.49	
Tomatoes, Grape Type	1 pint package	1.00-2.50	917	2.09		1.00-3.00	2,510	2.07		1.99-2.50	246	2.14	
Tomatoes, Grape Type	10 oz package	1.67-2.99	286	2.44		1.99	6	1.99		1.99-2.50	58	2.46	
Tomatoes, Plum Type Roma	per pound	0.69-1.00	81	0.86		0.95-1.29	148	0.98		0.59-1.69	660	0.98	45
Tomatillos	per pound	0.99	26	0.99						0.44-0.69	34	0.58	
Vegetables Other Cactus Leaf (Nopales)	per pound									0.44-0.69	31	0.57	
<b>VEGETABLES - ORGANIC</b>													
Artichokes	each					2.50	38	2.50					
Broccoli	per pound					1.99-2.49	115	2.33		1.99	14	1.99	
Broccoli	per bunch	2.99	81	2.99						2.50-3.49	41	2.93	
Broccoli Baby Hybrid Type	per bunch					1.88	31	1.88					
Beets	per pound									0.99	7	0.99	
Cabbage Round Green Type	per pound									0.49	17	0.49	100
Carrots	per pound	0.89	30	0.89									
Carrots	1 lb bag	1.19-1.50	55	1.46									
Carrots	2 lb bag									1.88-2.99	197	2.96	
Carrots	per bunch	2.50	28	2.50									
Carrots Baby Peeled	1 lb bag	1.50-2.00	47	1.96		1.50-1.78	90	1.76		1.29-1.79	368	1.62	
Carrots Baby Peeled	2 lb bag									3.88	192	3.88	
Celery	each	1.99-21.99	40	18.49		2.00	37	2.00		1.49-2.00	213	1.96	
Celery Hearts	each	2.99	13	2.99						2.50-3.00	25	2.68	
Cucumbers	each	2.99	267	2.99		1.19-1.25	84	1.25		0.99-1.19	81	1.02	
Cucumbers	per pound	1.99	10	1.99									
Cucumbers Long Seedless-Greenhouse	each					0.98	31	0.98		1.99	8	1.99	
Eggplant	per pound	1.99	30	1.99									
Greens Kale	per bunch	1.99-2.00	33	2.00						1.50	50	1.50	
Greens Kale	per pound									2.99	5	2.99	100
Lettuce, Iceberg	each	1.99-2.99	121	2.26									
Lettuce, Romaine Hearts	3 count package	2.99-3.99	245	3.54		3.48-3.99	133	3.94		2.50-4.49	136	3.09	
Mushrooms Portobella	6 oz package	3.99	128	3.99		2.78	82	2.78					
Mushrooms	8 oz	2.99	8	2.99		2.50	12	2.50		1.89-	280	1.95	

Wtd Avg - Simple weighted average



Commodity Variety	Unit	NORTHEAST U.S.				SOUTHEAST U.S.				MIDWEST U.S.			
		Price Range	Stores with Ads	Wtd Avg Price	% Marked Local	Price Range	Stores with Ads	Wtd Avg Price	% Marked Local	Price Range	Stores with Ads	Wtd Avg Price	% Marked Local
White	package									3.00			
Peppers, Bell Type Green	per pound	1.69	30	1.69		1.69	25	1.69					
Peppers, Bell Type Green	each	0.99	74	0.99		0.98-0.99	969	0.99		0.98-0.99	76	0.99	
Peppers, Other Mixed Mini Sweet Types	1 lb package									3.99	22	3.99	
Radishes	per bunch									0.99	7	0.99	
Salad Mixed Types	1 lb bag	4.79-4.99	109	4.93						3.99	12	3.99	
Salad Mixed Types	10 - 12 oz package	3.99	6	3.99									
Salad Mixed Types	5 - 9 oz package	2.50-4.49	256	3.81		3.99	7	3.99		2.00-3.50	540	2.55	
Spinach Flat, Baby Type	5 - 6 oz package	3.49	7	3.49						2.99-3.49	51	3.08	
Squash Yellow Crookneck/Straightneck	per pound	2.99	136	2.99						0.99-1.49	48	1.30	73
Squash Zucchini	per pound	1.79-2.99	152	2.86						0.99-1.49	48	1.30	73
Tomatoes	per pound									2.49-2.99	33	2.85	
Tomatoes Vine Ripes	per pound					1.78	200	1.78		2.99	17	2.99	100
Tomatoes Vine Ripes-Greenhouse	per pound	2.99	81	2.99									
Tomatoes Vine Ripes, On The Vine-Greenhouse	per pound	2.49	62	2.49		2.49	15	2.49					
Tomatoes, Cherry	1 pint package	2.99	176	2.99		3.99	38	3.99		2.99	50	2.99	
Tomatoes, Grape Type	1 pint package	2.50-3.49	798	3.20		2.99-3.49	162	3.48		0.99-2.99	74	2.27	
Tomatoes, Grape Type	10 oz package									1.99-2.99	122	2.44	

**SEASONAL ITEMS**

Gladiola	bunched 10s	9.99	9	9.99	100					5.99	17	5.99	100
Gladiola	bunched 5s	3.99	81	3.99						1.99	5	1.99	
Potted Plants Chrysanthemum	6 inch pot									5.00-9.99	67	7.05	
Potted Plants Chrysanthemum	8 inch pot	4.00-4.99	92	4.14						5.48	10	5.48	
Rose, Hybrid Tea	bunched 12s	8.99-9.99	472	9.05		2.99-9.99	346	8.66		7.97-9.99	75	8.52	

Commodity Variety	Unit	SOUTH CENTRAL U.S.				SOUTHWEST U.S.				NORTHWEST U.S.			
		Price Range	Stores with Ads	Wtd Avg Price	% Marked Local	Price Range	Stores with Ads	Wtd Avg Price	% Marked Local	Price Range	Stores with Ads	Wtd Avg Price	% Marked Local

Wtd Avg - Simple weighted average



Commodity Variety	Unit	SOUTH CENTRAL U.S.				SOUTHWEST U.S.				NORTHWEST U.S.			
		Price Range	Stores with Ads	Wtd Avg Price	% Marked Local	Price Range	Stores with Ads	Wtd Avg Price	% Marked Local	Price Range	Stores with Ads	Wtd Avg Price	% Marked Local
<b>FRUITS</b>													
Apples Fuji	per pound	0.59-1.29	53	1.03		0.50-1.29	61	0.83		0.58-1.29	29	0.98	
Apples Fuji	3 lb bag									3.48	40	3.48	
Apples Gala	per pound	0.88-1.69	544	1.32		0.50-1.99	334	1.90		0.99-1.99	319	1.80	
Apples Gala	3 lb bag									3.48	40	3.48	
Apples Granny Smith	per pound	0.59	11	0.59		0.33-0.79	62	0.42		0.58-1.49	23	1.17	65
Apples Honeycrisp	per pound	2.49	108	2.49									
Apples Pink Lady/Cripps Pink	per pound	1.29	6	1.29		1.29	1	1.29		1.29	10	1.29	
Apples Red Delicious	per pound	0.69-1.29	75	0.96		1.29	1	1.29		1.29	5	1.29	
Apples Red Delicious	3 lb bag	3.99	8	3.99									
Apples, Processed Juice	64 oz (1/2 gallon)	0.99-2.50	419	1.73		0.99-2.50	1,380	2.01		1.50-1.99	48	1.64	
Apples, Processed Juice	96 oz (3/4 gallon)	1.50	10	1.50									
Apples, Processed Juice Marked Cider	64 oz (1/2 gallon)	1.09-1.79	11	1.47						1.50	5	1.50	
Apricots	per pound					3.99	4	3.99		1.28	8	1.28	
Avocados Hass	each	0.50-2.00	745	1.23		0.33-2.00	977	1.00		1.25-2.50	244	1.93	
Avocados Various Greenskin Varieties	each	1.47-2.00	91	1.60		0.33-1.25	97	0.52					
Bananas	per pound	0.38-0.55	64	0.45		0.20-0.69	454	0.31		0.48	48	0.48	
Blueberries	6 oz package	2.50	43	2.50		0.99-2.50	384	1.86		2.00-2.99	85	2.10	
Blueberries	1 pint package	1.98-3.33	411	2.43		1.99-3.99	378	3.03		1.98-3.34	223	3.30	
Blueberries	18 oz package	1.99-4.99	614	3.46		3.99-5.00	485	4.53		2.50-5.00	82	3.70	
Cantaloups	each	0.48-3.49	864	2.33		0.98-2.99	1,226	2.35	34	1.50-2.50	416	2.47	5
Cantaloups	per pound	0.99	1	0.99		0.20-0.59	257	0.25		0.38	58	0.38	31
Cherries Red Varieties	per pound	2.98-5.99	664	3.54		3.99-4.99	313	4.82		2.99-4.99	339	4.27	
Clementines	3 lb bag	3.97-5.69	639	4.72		4.99	350	4.99		4.99	71	4.99	
Clementines	2 lb bag	1.99-2.50	285	2.18		4.99	4	4.99		5.00	146	5.00	
Fruit, Other Cactus Pears	each	0.20	17	0.20		0.14-0.25	54	0.18					
Grapefruit Red	each	0.42-0.50	153	0.50		0.89	9	0.89					
Grapefruit Red	per pound					0.33	14	0.33					
Grapes Black Seedless	per pound	0.88-2.29	767	1.46		0.88-2.68	672	1.58	14	0.88-2.99	600	1.75	
Grapes Red Globe	per pound	1.89-1.99	193	1.92		1.50	41	1.50					
Grapes Red Seedless	per pound	0.85-2.99	1,652	1.47		0.79-2.68	1,137	1.57	23	0.88-2.99	677	1.73	
Grapes White Seedless Type	per pound	0.88-2.99	1,254	1.59		0.77-2.68	1,175	1.51	23	0.88-2.99	659	1.77	

Wtd Avg - Simple weighted average



Commodity Variety	Unit	SOUTH CENTRAL U.S.				SOUTHWEST U.S.				NORTHWEST U.S.			
		Price Range	Stores with Ads	Wtd Avg Price	% Marked Local	Price Range	Stores with Ads	Wtd Avg Price	% Marked Local	Price Range	Stores with Ads	Wtd Avg Price	% Marked Local
Honeydews	per pound					0.50-0.99	29	0.73					
Kiwifruit Hayward	each	0.33-0.34	158	0.33		0.25	51	0.25					
Lemons	each	0.15-0.59	42	0.35		0.33-0.50	115	0.41		0.50-0.66	55	0.55	
Lemons	per pound					0.79	8	0.79					
Limes	each	0.05-0.33	86	0.10		0.25	16	0.25		0.10-0.34	44	0.30	
Limes	per pound					0.49-0.99	64	0.58					
Mangoes	each	0.44-1.50	1,022	1.17		0.29-1.99	1,582	0.91		0.88-1.99	493	1.21	
Misc Berries Blackberries	5.6 - 6 oz package	2.00-3.33	167	2.56		2.50-3.99	439	3.21	35	2.00-3.34	365	2.99	
Nectarines Various White Flesh Varieties	per pound	0.88-1.99	641	1.38		0.77-2.99	1,108	1.35	66	0.88-2.59	113	1.70	4
Nectarines Various Yellow Flesh Varieties	per pound	0.88-1.99	1,092	1.61	11	0.50-2.39	2,653	1.63	51	0.78-2.79	388	1.85	12
Oranges Navel	each	0.50-0.89	28	0.67									
Oranges Navel	per pound	0.97-1.99	462	1.26		0.25-1.49	898	1.16		0.99-1.99	301	1.24	
Oranges Navel	3 lb bag	1.99-4.49	399	2.70									
Oranges Valencia	each	0.10	68	0.10									
Oranges Valencia	per pound					0.20-0.50	100	0.40					
Papaya Maradol/Tainung Types	per pound	0.59-1.29	35	0.94		0.50-0.99	68	0.55					
Papaya Maradol/Tainung Types	each	2.99	18	2.99									
Papaya Solo Type	per pound					0.50-0.69	30	0.65					
Papaya Solo Type	each	0.59	9	0.59									
Peaches Various White Flesh Varieties	per pound	0.88-1.99	751	1.47		0.77-2.99	1,108	1.35	66	0.88-2.59	109	1.69	
Peaches Various Yellow Flesh Varieties	per pound	0.48-1.99	2,265	1.29	2	0.34-2.54	2,948	1.53	47	0.88-2.98	470	1.73	6
Pears Bartlett	per pound	0.99-1.99	309	1.38		0.25-1.49	937	1.15	28	0.98-1.99	453	1.59	48
Pears Bosc	per pound					0.79-1.99	23	1.26		0.98	8	0.98	
Pears D'Anjou	per pound									0.98	8	0.98	
Pineapples	each	2.99	49	2.99		3.99	9	3.99		3.29-3.69	34	3.63	
Plums	per pound	0.87-1.99	760	1.57		0.33-2.49	1,062	1.60	67	0.99-2.49	192	1.56	
Plums Interspecific Type	per pound	0.40-1.99	534	1.11		0.88-2.50	536	2.04	59				
Prunes	per pound					2.79	7	2.79					
Raspberries Red	6 oz package	1.88-3.33	296	2.55		0.87-3.99	1,245	2.29	38	1.88-4.98	529	2.83	
Strawberries	1 lb package	1.25-3.33	1,156	2.18		0.96-3.99	1,279	2.16	25	1.25-2.50	211	2.18	



Commodity Variety	Unit	SOUTH CENTRAL U.S.				SOUTHWEST U.S.				NORTHWEST U.S.			
		Price Range	Stores with Ads	Wtd Avg Price	% Marked Local	Price Range	Stores with Ads	Wtd Avg Price	% Marked Local	Price Range	Stores with Ads	Wtd Avg Price	% Marked Local
Strawberries	2 lb package	4.98	25	4.98		3.98-5.00	267	4.97		5.00	10	5.00	
Tangerines	per pound					1.29-1.99	58	1.54					
Tangerines	3 lb bag	3.88-4.99	229	3.94		1.99-5.00	45	2.64		3.77-3.99	7	3.93	
Tangerines	2 lb bag	1.99-2.88	277	2.18		4.99	4	4.99					
Tangelos	per pound	0.97	325	0.97		0.99-1.29	17	1.11					
Watermelons Red Flesh Seeded Type	per pound					0.20	143	0.20	67				
Watermelons Red Flesh Seedless Miniature	each	2.50	108	2.50		0.87-3.99	663	1.27					
Watermelons Red Flesh Seedless Type	each	2.99-5.99	574	3.97	4	2.49-5.00	287	2.69		3.77-5.99	121	4.36	
Watermelons Red Flesh Seedless Type	per pound					0.17-0.33	464	0.26	58				
<b>FRUITS - ORGANIC</b>													
Apples Fuji	per pound					1.99	12	1.99					
Apples Fuji	2 lb bag	4.49	148	4.49		3.99	440	3.99		4.49	2	4.49	
Apples Gala	per pound	1.79-1.99	71	1.92		1.79-1.99	111	1.81		2.48	19	2.48	100
Apples Gala	3 lb bag					2.99-5.49	66	5.00					
Apples Gala	2 lb bag	4.49	148	4.49		3.99	449	3.99		4.49	2	4.49	
Apples Granny Smith	2 lb bag	4.49	148	4.49		3.99	440	3.99		4.49	2	4.49	
Apples Pink Lady/Cripps Pink	2 lb bag	3.00-4.49	247	3.89		3.00-3.99	586	3.74		4.49	2	4.49	
Apples Red Delicious	per pound									1.29	19	1.29	
Apples, Processed Juice	64 oz (1/2 gallon)	3.00	56	3.00		2.29	35	2.29		2.50	10	2.50	
Apricots	per pound									1.49	1	1.49	
Avocados Hass	each					1.50-3.50	64	1.75					
Bananas	per pound	0.59	5	0.59		0.79-0.99	269	0.98		0.99	216	0.99	
Blueberries	6 oz package	2.00-3.99	590	2.90		3.00-3.34	843	3.15		2.89-3.00	36	2.98	
Blueberries	1 pint package	3.99	26	3.99		3.99-4.49	12	4.32		2.99-4.99	161	3.16	2
Cantaloups	each	3.49	16	3.49		2.99	171	2.99		2.98-3.49	78	3.48	
Cantaloups	per pound	0.98	6	0.98	100					0.99	11	0.99	100
Cherries Red Varieties	per pound					6.99	53	6.99					
Grapes Black Seedless	per pound	1.99-2.48	473	2.09		1.98-1.99	248	1.98		1.99	200	1.99	
Grapes Red Seedless	per pound	1.99-2.88	584	2.14		1.88-3.29	1,353	2.49	23	1.99-2.99	231	2.08	
Grapes White Seedless Type	per pound	1.99-2.88	524	2.16		1.88-3.29	1,354	2.49	23	1.99-2.99	231	2.08	

Wtd Avg - Simple weighted average





Commodity Variety	Unit	SOUTH CENTRAL U.S.				SOUTHWEST U.S.				NORTHWEST U.S.			
		Price Range	Stores with Ads	Wtd Avg Price	% Marked Local	Price Range	Stores with Ads	Wtd Avg Price	% Marked Local	Price Range	Stores with Ads	Wtd Avg Price	% Marked Local
Kiwifruit Hayward	each					0.50-0.79	109	0.64					
Kiwifruit Hayward	1 lb bag					3.99	53	3.99					
Mangoes	each					0.79-1.29	75	0.96		2.00	3	2.00	
Misc Berries Blackberries	5.6 - 6 oz package	2.00-3.50	304	2.85		3.33-3.34	380	3.34					
Nectarines Various White Flesh Varieties	per pound					2.99	1	2.99					
Nectarines Various Yellow Flesh Varieties	per pound	1.99-2.99	544	2.39		1.99-3.99	730	2.27	43	1.77-4.99	180	2.53	44
Oranges Valencia	4 lb bag					3.99	13	3.99					
Peaches Various White Flesh Varieties	per pound					2.99	1	2.99					
Peaches Various Yellow Flesh Varieties	per pound	1.98-2.99	840	2.46	1	1.99-3.99	728	2.27	44	1.77-3.99	199	2.66	40
Pears Bartlett	per pound	1.99	26	1.99		1.99-2.49	29	2.28					
Pineapples	each					3.99	152	3.99					
Plums	per pound	1.98-2.99	349	2.16		1.99-2.99	599	2.08	53	1.99	2	1.99	
Plums Interspecific Type	per pound					3.99	53	3.99		5.99	7	5.99	
Raspberries Red	6 oz package	2.00-3.99	310	2.87		3.33-4.99	202	3.41					
Strawberries	1 lb package	2.00-4.99	651	2.82		2.99-4.99	1,103	3.28		2.99-3.00	200	3.00	
Watermelons Red Flesh Seedless Miniature	each	4.98	6	4.98	100	3.99	183	3.99		4.99-5.98	12	5.24	
Watermelons Red Flesh Seedless Type	each					3.99	612	3.99					
Watermelons Red Flesh Seedless Type	per pound									0.59	21	0.59	

**ONIONS AND POTATOES**

Onions, Dry Red	per pound	0.99-1.19	171	1.03		0.49-1.59	140	0.78		0.99	17	0.99	
Onions, Dry White	per pound	0.49-0.99	130	0.76		0.33-0.99	259	0.53	16				
Onions, Dry Yellow	per pound	0.67	68	0.67		0.20-0.89	56	0.35		0.38-0.99	18	0.69	
Onions, Dry Yellow	3 lb bag									1.98-3.29	56	2.73	
Onions, Dry Yellow Marked Sweet	per pound	0.98-1.49	247	1.10		0.99-1.69	162	1.60	9	0.99-1.99	212	1.11	4
Potatoes Round Red	per pound	0.99	11	0.99	100	0.69-1.29	29	0.97		0.59-0.79	58	0.72	7
Potatoes Round Red	3 lb bag									4.89	5	4.89	
Potatoes Round White	per pound	0.97-0.99	43	0.98	26	0.50-0.99	73	0.75					
Potatoes Round White	5 lb bag	3.99	60	3.99									
Potatoes	per pound	0.88-1.29	68	1.18		0.69-0.99	25	0.87		0.28-	45	0.82	20

Wtd Avg - Simple weighted average



Commodity Variety	Unit	SOUTH CENTRAL U.S.				SOUTHWEST U.S.				NORTHWEST U.S.			
		Price Range	Stores with Ads	Wtd Avg Price	% Marked Local	Price Range	Stores with Ads	Wtd Avg Price	% Marked Local	Price Range	Stores with Ads	Wtd Avg Price	% Marked Local
Russet										0.99			
Potatoes Russet	5 lb bag	0.98-2.59	369	1.74		0.98	11	0.98		0.98	18	0.98	
Potatoes Russet	10 lb bag	2.99-3.98	42	3.82		1.69-2.49	28	2.17					
Potatoes Yellow Type	per pound					1.29	8	1.29		0.79	34	0.79	
Potatoes Yellow Type	3 lb bag									4.89	5	4.89	
<b>ONIONS AND POTATOES - ORGANIC</b>													
Onions, Dry Yellow Marked Sweet	per pound					1.77	4	1.77					
Onions, Dry Yellow Marked Sweet	3 lb bag	3.29	45	3.29									
Potatoes Russet	5 lb bag					4.99	9	4.99					
Potatoes Yellow Type	5 lb bag					6.99	9	6.99					
<b>VEGETABLES</b>													
Artichokes	each	1.50	146	1.50		2.50-3.00	621	2.99	99	2.00	9	2.00	
Asparagus Green	per pound	1.77	33	1.77		0.99-1.67	619	1.66					
Bok Choy	per pound	0.48	11	0.48						0.88	8	0.88	
Beans Round Green Type	per pound	0.89-1.49	175	1.35	3	0.99-1.99	65	1.54		1.78-1.99	86	1.89	64
Broccoli	per pound	0.99	17	0.99		0.99	51	0.99					
Broccoli	per bunch	1.50-2.50	148	1.83		0.99	21	0.99					
Broccoli Crown Cut	per pound	0.88-2.50	84	2.04		0.88-2.49	1,230	1.49	50	0.88-1.99	105	1.36	14
Brussels Sprouts	per pound	1.77	6	1.77		1.50-1.99	155	1.53					
Beets	per bunch					0.50	45	0.50					
Cabbage Round Green Type	per pound	0.46-0.79	73	0.64		0.20-0.79	265	0.30		0.38-0.79	62	0.70	42
Carrots	per pound	0.97	68	0.97		0.33	13	0.33					
Carrots	1 lb bag	0.50	17	0.50		0.33-0.50	50	0.35					
Carrots	2 lb bag					0.50	7	0.50		0.98	8	0.98	
Carrots Baby Peeled	1 lb bag	0.99-1.50	130	1.16		0.88-1.50	759	1.08	23	0.79	17	0.79	
Carrots Baby Peeled	2 lb bag	2.50	49	2.50									
Cauliflower	each	2.50-3.29	62	2.64						0.99	15	0.99	100
Cauliflower	per pound	0.98	99	0.98		0.99-1.99	1,044	1.41	59	1.29-1.99	54	1.70	
Celery	each	0.98-0.99	121	0.98		0.50-1.50	738	1.03	21	0.89	15	0.89	100
Celery	per pound					0.99	9	0.99		0.89	36	0.89	
Chinese Cabbage	per pound	0.48	11	0.48									

Wtd Avg - Simple weighted average



Commodity Variety	Unit	SOUTH CENTRAL U.S.				SOUTHWEST U.S.				NORTHWEST U.S.			
		Price Range	Stores with Ads	Wtd Avg Price	% Marked Local	Price Range	Stores with Ads	Wtd Avg Price	% Marked Local	Price Range	Stores with Ads	Wtd Avg Price	% Marked Local
Cilantro	per bunch	0.33-0.50	82	0.34		0.34-0.50	68	0.37					
Corn-Sweet	each	0.17-0.60	1,305	0.41	3	0.33-0.50	699	0.40	41	0.34-0.75	351	0.42	70
Cucumbers	each	0.25-0.79	755	0.57	17	0.20-0.50	189	0.33		0.40-0.79	81	0.62	52
Cucumbers	per pound					0.49-1.49	43	1.19	65				
Cucumbers Long Seedless-Greenhouse	each	0.88-1.50	159	1.02		1.25-1.50	157	1.27		1.50	58	1.50	
Cucumbers Long Seedless-Greenhouse	per pound					0.79	50	0.79					
Eggplant	per pound	1.49	47	1.49						1.29	5	1.29	
Eggplant	each					0.59-1.49	194	1.23	22	1.29-1.99	25	1.85	
Garlic	per sleeve	0.97	68	0.97									
Greens Kale	per bunch									0.99	10	0.99	
Lettuce, Iceberg	each	0.99-1.27	99	1.18		0.50-0.99	417	0.93		0.98-1.50	15	1.22	
Lettuce, Other Green Leaf	each	0.99-1.29	198	1.19		0.79-1.69	144	0.95		1.18-1.99	110	1.46	
Lettuce, Other Red Leaf	each	0.99-1.29	180	1.21		0.79-0.99	129	0.86		1.18-1.29	82	1.28	
Lettuce, Romaine	each	0.99-1.29	198	1.19		0.79-0.99	125	0.85		1.19-1.29	116	1.26	
Lettuce, Romaine Hearts	3 count package	2.48-2.50	178	2.50		1.29	7	1.29					
Mushrooms Portobella	8 oz package	1.99-2.99	116	2.54									
Mushrooms White	per pound									2.48	8	2.48	
Mushrooms White	8 oz package	1.79-2.59	31	2.44		0.99-1.50	15	1.26		2.00	17	2.00	
Onions Green	per bunch	0.50	23	0.50		0.20-0.79	326	0.48		0.50	18	0.50	
Peppers, Bell Type Green	per pound									0.78-0.99	46	0.91	39
Peppers, Bell Type Green	each	0.25-0.79	446	0.65	22	0.25-0.99	252	0.52	23	0.40-0.79	139	0.62	14
Peppers, Bell Type Orange	each	0.98-1.25	305	1.03						0.98-1.50	132	1.02	
Peppers, Bell Type Red	per pound					0.99	171	0.99					
Peppers, Bell Type Red	each	0.75-1.25	312	1.02		0.88-0.99	183	0.90		0.98-1.50	132	1.02	
Peppers, Bell Type Yellow	each	0.98-1.25	305	1.03		0.99	37	0.99		0.98-1.50	132	1.02	
Peppers, Other Jalapeno	per pound	0.50-0.99	430	0.79		0.25-0.79	224	0.59		0.78-1.98	48	1.37	8
Peppers, Other Mixed Mini Sweet Types	1 lb package	2.50	172	2.50		1.89	35	1.89		3.19	40	3.19	
Peppers, Other Serrano	per pound	0.69-0.77	100	0.74		0.50-0.79	87	0.59					
Radishes	per bunch	0.50	16	0.50		0.34-0.50	70	0.38		0.50	18	0.50	
Radishes	1 lb bag	0.97-1.99	29	1.47									
Salad Mixed Types	10 - 12 oz package	1.99-3.00	217	2.87		0.99-1.99	56	1.10		1.00-2.50	170	2.45	
Salad	5 - 9 oz	1.99-2.99	76	2.68		1.66-2.50	20	2.14		2.49	201	2.54	

Wtd Avg - Simple weighted average



Commodity Variety	Unit	SOUTH CENTRAL U.S.				SOUTHWEST U.S.				NORTHWEST U.S.			
		Price Range	Stores with Ads	Wtd Avg Price	% Marked Local	Price Range	Stores with Ads	Wtd Avg Price	% Marked Local	Price Range	Stores with Ads	Wtd Avg Price	% Marked Local
Mixed Types	package									3.00			
Spinach	per bunch					0.50-1.00	28	0.89					
Spinach Flat, Baby Type	10 oz package					1.49	5	1.49					
Spinach Flat, Baby Type	1 lb package					2.49	17	2.49					
Squash Acorn	per pound	0.79-1.49	23	1.14									
Squash Butternut	per pound	0.79-1.49	23	1.14									
Squash Grey	per pound	0.57-0.66	85	0.59		0.33-0.69	60	0.41					
Squash Spaghetti	per pound	0.79-1.49	23	1.14									
Squash Yellow Crookneck/Straightneck	per pound	0.89-1.79	692	1.30	8	0.50-1.49	326	1.23	47	0.98-1.49	39	1.35	
Squash Zucchini	per pound	0.69-1.49	817	1.20	1	0.50-1.99	398	1.32	38	0.98-1.49	79	1.27	
Tomatoes	per pound	0.50-1.78	313	1.13	28	0.38-2.49	377	1.00	40	1.48-2.49	34	2.31	12
Tomatoes Vine Ripe - Heirloom Varieties	per pound	3.99	8	3.99									
Tomatoes Vine Ripes	per pound	0.69-1.49	293	1.05		0.50-0.99	25	0.72		1.39-1.49	71	1.44	25
Tomatoes Vine Ripes-Greenhouse	per pound	0.99-1.49	104	1.21		0.99	5	0.99					
Tomatoes Vine Ripes, On The Vine-Greenhouse	per pound	0.77-1.99	1,153	1.26	10	0.50-1.99	1,027	1.53		0.79-1.49	132	1.27	
Tomatoes, Cherry	1 pint package									2.98	2	2.98	
Tomatoes, Grape Type	1 pint package	1.99-2.50	126	2.24						1.99-2.98	17	2.41	
Tomatoes, Grape Type	10 oz package	2.79	25	2.79									
Tomatoes, Plum Type Roma	per pound	0.48-1.19	436	0.76	10	0.50-1.29	654	1.07	2	0.78-1.29	48	1.21	
Tomatillos	per pound	0.32-0.56	85	0.37		0.20-0.59	204	0.50		0.78	8	0.78	
Vegetables Other Cactus Leaf (Nopales)	each					0.99	20	0.99					

**VEGETABLES - ORGANIC**

Artichokes	each					2.00	53	2.00					
Beans Round Green Type	per pound									1.99	19	1.99	
Broccoli	per pound					1.50-2.49	210	1.77		1.88-1.99	27	1.92	
Broccoli	per bunch					1.79-2.99	272	2.94		1.78-2.99	235	2.89	8
Broccoli Baby Hybrid Type	per bunch					2.99	9	2.99					
Beets	per bunch	1.50-2.00	105	1.53	6	1.29-2.69	38	1.91	24	2.89	1	2.89	
Beets	per pound									1.79	1	1.79	
Carrots	1 lb bag	0.50	5	0.50									



Commodity Variety	Unit	SOUTH CENTRAL U.S.				SOUTHWEST U.S.				NORTHWEST U.S.			
		Price Range	Stores with Ads	Wtd Avg Price	% Marked Local	Price Range	Stores with Ads	Wtd Avg Price	% Marked Local	Price Range	Stores with Ads	Wtd Avg Price	% Marked Local
Carrots	per bunch					2.69	9	2.69		2.50	39	2.50	
Carrots Baby Peeled	1 lb bag	1.29-1.79	161	1.49		2.50	15	2.50		1.49-2.50	48	2.08	
Cauliflower	per pound	1.48	99	1.48		1.88	11	1.88		1.88	18	1.88	
Celery	each	1.49	5	1.49		1.50-1.99	175	1.57					
Cilantro	per bunch					0.79	50	0.79					
Corn-Sweet	each									1.00	9	1.00	
Cucumbers	each	0.99	5	0.99		0.99-1.50	181	1.47		0.99-1.25	7	1.10	43
Cucumbers Long Seedless-Greenhouse	each	1.99-2.00	71	2.00		1.99	46	1.99					
Greens Collard	per bunch									2.00	146	2.00	
Greens Kale	per bunch	1.49	5	1.49		1.25-2.00	257	1.55	5	1.99-2.00	158	2.00	
Greens Mustard	per bunch									2.00	146	2.00	
Greens Swiss Chard	per bunch									2.50	4	2.50	
Lettuce, Iceberg	each									2.49	9	2.49	
Lettuce, Other Green Leaf	each					1.99-2.49	20	2.29		1.99	4	1.99	
Lettuce, Other Red Leaf	each					1.99-2.49	20	2.29		1.99	4	1.99	
Lettuce, Romaine	each					2.49	12	2.49		1.99	4	1.99	
Lettuce, Romaine Hearts	3 count package	2.50-4.49	17	3.55		2.00-3.99	75	2.45		3.98	2	3.98	
Mushrooms Portobella	per pound					6.99	9	6.99		5.99	11	5.99	
Peppers, Bell Type Green	each	0.98-0.99	11	0.98						0.98	2	0.98	
Peppers, Bell Type Red	per pound					3.99	12	3.99					
Peppers, Other Mixed Mini Sweet Types	per pound					3.99	9	3.99					
Salad Mixed Types	10 - 12 oz package					4.99	42	4.99		4.99	17	4.99	
Salad Mixed Types	5 - 9 oz package	2.99-3.79	288	3.40		2.50-4.99	533	3.41		2.98-3.99	224	3.91	
Spinach	per bunch	1.49	5	1.49									
Spinach Flat, Baby Type	8 oz package					3.00	1	3.00					
Spinach Flat, Baby Type	5 - 6 oz package					3.99	9	3.99					
Squash Yellow Crookneck/Straightneck	per pound	1.98	6	1.98	100	2.99	53	2.99					
Squash Zucchini	per pound	1.98	6	1.98	100	1.49-1.99	76	1.94		1.99	40	1.99	30
Tomatoes	per pound					2.49	17	2.49		1.99	12	1.99	
Tomatoes Vine Ripe - Heirloom Varieties	per pound	3.49	26	3.49		3.99	26	3.99		3.98-3.99	42	3.99	45
Tomatoes Vine Ripes-	per pound					2.99	260	2.99		2.99	216	2.99	



Commodity Variety	Unit	SOUTH CENTRAL U.S.				SOUTHWEST U.S.				NORTHWEST U.S.			
		Price Range	Stores with Ads	Wtd Avg Price	% Marked Local	Price Range	Stores with Ads	Wtd Avg Price	% Marked Local	Price Range	Stores with Ads	Wtd Avg Price	% Marked Local
Greenhouse													
Tomatoes Vine Ripes, On The Vine-Greenhouse	per pound					0.96-3.99	83	1.80		1.99-3.99	149	2.37	
Tomatoes, Cherry	1 pint package	3.00	45	3.00		2.99-3.99	107	3.06		3.99	28	3.99	
Tomatoes, Grape Type	1 pint package	2.50	5	2.50		3.99	53	3.99		2.98-2.99	21	2.99	
Tomatoes, Grape Type	10 oz package	2.99	16	2.99		1.98-2.50	20	2.08					
Tomatoes, Plum Type Roma	per pound					1.99	53	1.99					

**SEASONAL ITEMS**

Chayote	per pound					0.20-0.50	10	0.35					
Chayote	each					0.20-0.33	34	0.26					
Gladiola	bunched 5s					2.99-3.99	653	3.97		3.99	206	3.99	
Potted Plants Chrysanthemum	6 inch pot									9.99	15	9.99	
Rose, Hybrid Tea	bunched 12s					10.99	7	10.99					

Commodity Variety	Unit	ALASKA U.S.				HAWAII U.S.							
		Price Range	Stores with Ads	Wtd Avg Price	% Marked Local	Price Range	Stores with Ads	Wtd Avg Price	% Marked Local				
<b>FRUITS</b>													
Apples Fuji	per pound					1.49-1.79	39	1.76					
Apples Pink Lady/Cripps Pink	3 lb bag	3.99	1	3.99									
Apples, Processed Juice	64 oz (1/2 gallon)	2.00	13	2.00									
Apples, Processed Juice	128 oz (1 gallon)					5.99	6	5.99					
Apples, Processed Juice Marked Cider	64 oz (1/2 gallon)	2.00	2	2.00									
Avocados Hass	each	2.00-3.00	62	2.68									
Avocados Various Greenskin Varieties	per pound					1.99	35	1.99	100				
Bananas	per pound					0.79-0.89	39	0.80					
Blueberries	6 oz package	4.99	26	4.99									
Blueberries	18 oz package	4.99	7	4.99		3.99	21	3.99					
Cantaloups	per pound	0.88	3	0.88		0.69-0.89	41	0.72					

Wtd Avg - Simple weighted average



Commodity Variety	Unit	ALASKA U.S.				HAWAII U.S.			
		Price Range	Stores with Ads	Wtd Avg Price	% Marked Local	Price Range	Stores with Ads	Wtd Avg Price	% Marked Local
Cherries Red Varieties	per pound	4.99	11	4.99		4.69	35	4.69	
Grapes Black Seedless	per pound	2.99	11	2.99					
Grapes Red Seedless	per pound	2.19-2.99	54	2.80		1.89-2.29	30	1.95	
Grapes White Seedless Type	per pound	2.19-2.99	54	2.80		1.98-2.99	44	2.87	
Lemons	each	0.33	3	0.33					
Mangoes	each	1.25-2.50	45	2.17					
Misc Berries Blackberries	5.6 - 6 oz package	4.99	26	4.99					
Nectarines Various White Flesh Varieties	per pound					1.59-1.98	7	1.76	
Nectarines Various Yellow Flesh Varieties	per pound	1.39-3.99	89	3.01		1.49-2.99	35	2.66	
Oranges Navel	per pound					1.69	23	1.69	
Peaches Various White Flesh Varieties	per pound	2.28	3	2.28					
Peaches Various Yellow Flesh Varieties	per pound	1.49-3.99	87	3.05		1.49	6	1.49	
Pineapples	each	4.50	11	4.50					
Pineapples	per pound					0.89-0.99	64	0.94	55
Plums	per pound	1.99-3.49	44	3.12		1.49	25	1.49	
Plums Interspecific Type	per pound					3.00	23	3.00	
Raspberries Red	6 oz package	4.99	26	4.99					
Strawberries	1 lb package	3.00-4.49	15	3.20		3.50-4.00	45	3.93	
Tangerines	2 lb bag					3.99	4	3.99	
Watermelons Red Flesh Seeded Type	per pound	0.68	3	0.68					
Watermelons Red Flesh Seedless Miniature	each	8.99	33	8.99					
Watermelons Red Flesh Seedless Type	each	9.69	7	9.69					
Watermelons Red Flesh Seedless Type	per pound	0.78	3	0.78		0.69	6	0.69	
<b>FRUITS - ORGANIC</b>									
Apples Gala	per pound					1.99	3	1.99	
Blueberries	6 oz package	2.50-3.00	25	2.94					
Blueberries	1 pint package	3.49	1	3.49					

Wtd Avg - Simple weighted average



Commodity Variety	Unit	ALASKA U.S.				HAWAII U.S.			
		Price Range	Stores with Ads	Wtd Avg Price	% Marked Local	Price Range	Stores with Ads	Wtd Avg Price	% Marked Local
Kiwifruit Hayward	each	1.09	1	1.09					
Nectarines Various Yellow Flesh Varieties	per pound	2.49	11	2.49		1.99	21	1.99	
Oranges Valencia	per pound	1.58	3	1.58					
Peaches Various Yellow Flesh Varieties	per pound	2.49	11	2.49		1.99	21	1.99	
Plums	per pound	2.49	11	2.49		1.99-3.99	24	2.24	
Strawberries	1 lb package					3.00	21	3.00	
<b>ONIONS AND POTATOES</b>									
Onions, Dry Yellow	3 lb bag	2.99	11	2.99					
Onions, Dry Yellow Marked Sweet	per pound	1.19	1	1.19		1.69-2.99	39	2.86	90
Potatoes Round Red	per pound					1.79	35	1.79	
Potatoes Round Red	3 lb bag	5.49	11	5.49					
Potatoes Russet	per pound					0.89-1.49	9	1.09	
Potatoes Russet	5 lb bag	2.98	3	2.98					
Potatoes Russet	10 lb bag					4.99	4	4.99	
Potatoes Yellow Type	3 lb bag	5.49	11	5.49					
Potatoes Yellow Type	5 lb bag	3.49	1	3.49					
<b>ONIONS AND POTATOES - ORGANIC</b>									
Onions, Dry Yellow	3 lb bag	3.89	1	3.89					
<b>VEGETABLES</b>									
Broccoli	per pound	1.48	3	1.48					
Broccoli	per bunch					3.00	23	3.00	
Broccoli Crown Cut	per pound	1.99	11	1.99	100	2.59	23	2.59	
Cabbage Red Type	per pound	0.99	11	0.99	100				
Cabbage Round Green Type	per pound	0.99	11	0.99		0.99	23	0.99	
Carrots Baby Peeled	1 lb bag					1.79	6	1.79	
Cauliflower	per pound	1.48-1.59	4	1.51		2.59-2.79	58	2.71	
Celery	each	1.89	1	1.89					
Celery	per pound					1.69	23	1.69	

Wtd Avg - Simple weighted average





Commodity Variety	Unit	ALASKA U.S.				HAWAII U.S.			
		Price Range	Stores with Ads	Wtd Avg Price	% Marked Local	Price Range	Stores with Ads	Wtd Avg Price	% Marked Local
Corn-Sweet	each	0.50-0.99	4	0.62		0.50	21	0.50	
Cucumbers	per pound					1.89	35	1.89	100
Cucumbers Long Seedless-Greenhouse	each	3.49	26	3.49					
Cucumbers Long Seedless-Greenhouse	per pound					2.69	4	2.69	
Lettuce, Iceberg	per pound					1.99	23	1.99	
Lettuce, Other Green Leaf	each					1.99	35	1.99	
Lettuce, Other Red Leaf	each					1.99	35	1.99	
Mushrooms White	per pound	3.49	7	3.49					
Mushrooms White	8 oz package					2.50-2.69	39	2.52	
Peppers, Bell Type Orange	each	1.50	33	1.50					
Peppers, Bell Type Red	per pound					3.99-4.29	39	4.02	
Peppers, Bell Type Red	each	1.50	33	1.50					
Peppers, Bell Type Yellow	each	1.50	33	1.50					
Peppers, Other Mixed Mini Sweet Types	1 lb package	4.39	1	4.39					
Tomatoes	per pound	1.28-3.49	36	2.99		1.89-1.99	39	1.98	100
Tomatoes Vine Ripes, On The Vine-Greenhouse	per pound	2.69	33	2.69		1.89	3	1.89	
Tomatoes, Grape Type	10 oz package					3.00	23	3.00	
Tomatoes, Plum Type Roma	per pound					1.59-1.69	10	1.65	
<b>VEGETABLES - ORGANIC</b>									
Artichokes	each					3.00	3	3.00	
Broccoli	per pound	1.98	3	1.98					
Lettuce, Other Red Leaf	each	2.29	1	2.29					
Salad Mixed Types	5 - 9 oz package	3.99	33	3.99		4.59	23	4.59	
Squash Zucchini	per pound	2.59	1	2.59		2.99	3	2.99	
Tomatoes	per pound					1.99	3	1.99	
Tomatoes Vine Ripes, On The Vine-Greenhouse	per pound	4.09	1	4.09					



### REGIONAL DEFINITIONS

As used in this report, regions include the following states:

NORTHEAST U.S.	Connecticut, Delaware, Massachusetts, Maryland, Maine, New Hampshire, New Jersey, New York, Pennsylvania, Rhode Island and Vermont
SOUTHEAST U.S.	Alabama, Florida, Georgia, Mississippi, North Carolina, South Carolina, Tennessee, Virginia and West Virginia
MIDWEST U.S.	Iowa, Illinois, Indiana, Kentucky, Michigan, Minnesota, North Dakota, Nebraska, Ohio, South Dakota and Wisconsin
SOUTH CENTRAL U.S.	Arkansas, Colorado, Kansas, Louisiana, Missouri, New Mexico, Oklahoma, and Texas
SOUTHWEST U.S.	Arizona, California, Nevada and Utah
NORTHWEST U.S.	Idaho, Montana, Oregon, Washington, and Wyoming
ALASKA U.S.	Alaska
HAWAII U.S.	Hawaii