



Specialty Crops Market News Division

Agricultural
Marketing
Service

National Retail Report - Specialty Crops

Websites: www.marketnews.usda.gov/mnp/fv-home and <http://www.ams.usda.gov/mnreports/fvwretail.pdf>
and http://www.ams.usda.gov/mnreports/wa_lo100.txt

Volume XV - Number 1

Issued Weekly

Friday, January 8, 2021

Advertised Prices for Specialty Crops at Major Retail Supermarket Outlets ending during the period of 01/02 to 01/14^{1,2}

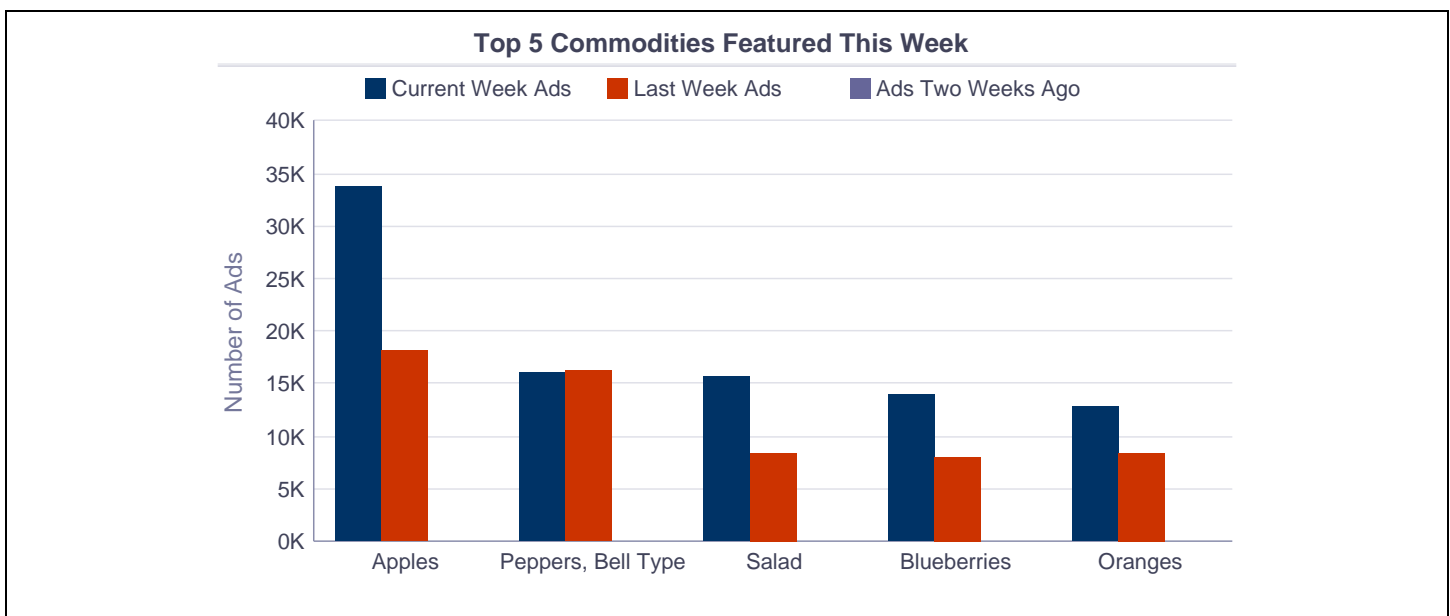
Planning for a Good Year

With the holidays behind us, many shoppers are focusing on starting the near year in a healthier way. Retailers offered a multitude of options, including broccoli, greens, avocado, and grapefruit. Imported cherries, peaches, plums, and apricots gave a colorful boost to the seasonal citrus, apples, and pears that remain plentiful. Organics were highly promoted. Carrots, onions, potatoes, and cabbage were popular for warding off the winter chill.

Total ad numbers this week were 303,336, an 18% increase from last weeks 257,165. The large increase is primarily due to an abbreviated reporting period last week. Total ad numbers for the same week last year were 311,465, 2% higher than this year. The total number of ads broken out by commodity groups: fruit 164,659 (54% of all ads), onions and potatoes 21,982 (7%), vegetables 144,423 (38%), herbs 1,437, ornamentals 835, and hemp 900. The number of ads for organic produce was 61,034, 20% of total ads. The number of retailers citing Covid-19 as their reason for withholding ads this week was less than 1%.

The following are the prices of major advertised items (3,000 plus stores) this week, compared to the same week last year. Significant increases in price for fruit this week included only blackberries at 20%. There were no significant decreases. There were no significant changes in price for onions and potatoes this week. There were no significant increases in price for vegetables this week. Significant decreases included packaged salad, with 10-12 oz at 10%, and organic 5-9 oz at 13%.

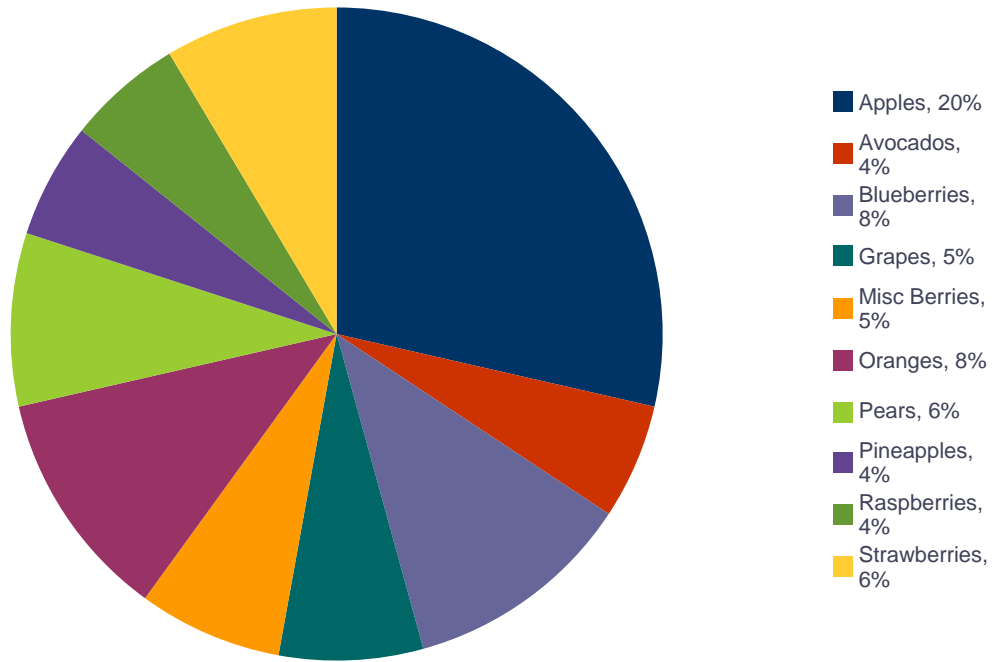
For more detailed information on organic and locally grown produce visit the National Retail--Local and Organic Report at: http://www.ams.usda.gov/mnreports/wa_lo100.txt



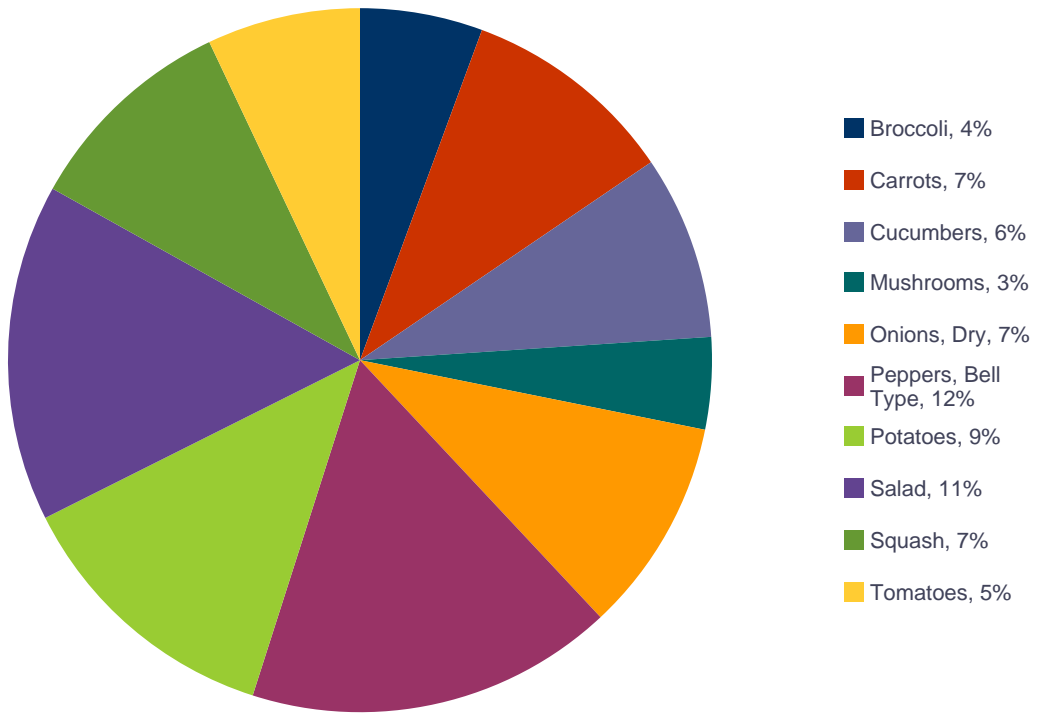
1 - Specialty Crops Market News surveys over 400 retailers, comprising over 30,300 individual stores, with online weekly advertised features.

2 - Date range reflects one week of data collection ending on the report date and encompasses ad pricing good from the Saturday before the report release date through the following Friday.

Top 10 Fruits as Percentage of Total Fruit Ads



Top 10 Vegetables as Percentage of Total Vegetable Ads Including Onions and Potatoes





NATIONAL SUMMARY

(not including AK & HI)

FRUITS								
Commodity	Variety	Unit	THIS WEEK		LAST WEEK		LAST YEAR	
			Stores With Ads	Wtd Avg Price	Stores With Ads	Wtd Avg Price	Stores With Ads	Wtd Avg Price
Apples	Braeburn	per pound	297	1.34	130	1.03	312	1.26
Apples	Braeburn	5 lb bag	4	4.98	46	4.99	70	4.37
Apples	Fuji	per pound	3,726	1.11	1,216	1.15	2,695	1.11
Apples	Fuji	3 lb bag	621	3.60	181	2.86	980	2.37
Apples	Fuji	5 lb bag	398	3.37	82	4.33	95	4.17
Apples	Fuji	2 lb bag	8	2.50	26	2.30		
Apples	Gala	per pound	3,089	1.24	1,679	1.16	3,015	1.17
Apples	Gala	3 lb bag	1,553	2.67	1,139	2.71	1,281	2.93
Apples	Gala	5 lb bag	378	3.33	113	4.05	89	4.13
Apples	Gala	2 lb bag	8	2.50	34	2.35	21	2.19
Apples	Golden Delicious	per pound	239	1.27	141	1.33	186	1.10
Apples	Golden Delicious	3 lb bag	632	2.74	200	2.98	779	2.18
Apples	Golden Delicious	5 lb bag	16	3.99			21	3.99
Apples	Golden Delicious	2 lb bag	8	2.50	8	2.50	8	2.50
Apples	Granny Smith	per pound	1,976	1.15	984	1.32	1,292	1.14
Apples	Granny Smith	3 lb bag	371	4.36	73	2.79	335	4.44
Apples	Granny Smith	2 lb bag	8	2.50	34	2.35	8	2.50
Apples	Honeycrisp	per pound	3,954	1.90	2,058	2.27	6,953	1.81
Apples	Honeycrisp	3 lb bag	368	3.26	504	3.72	18	3.99
Apples	Honeycrisp	5 lb bag	116	3.99	18	4.98	20	4.55
Apples	Jonagold	per pound	165	1.35	91	1.06	203	1.15
Apples	Jonagold	5 lb bag	346	3.26	143	3.10	5	3.99
Apples	Jonathan	3 lb bag	86	2.99	83	2.38	26	2.72
Apples	Jonathan	5 lb bag	137	3.88	16	3.99		
Apples	Mcintosh	per pound	91	1.25			35	1.33
Apples	Mcintosh	3 lb bag	385	2.83	391	2.89	509	2.62
Apples	Mcintosh	5 lb bag	205	4.99				
Apples	Pink Lady/Cripps Pink	per pound	750	1.11	157	1.47	2,273	1.49
Apples	Pink Lady/Cripps Pink	3 lb bag	114	2.49	273	3.27		
Apples	Red Delicious	per pound	703	1.16	772	1.23	718	1.22
Apples	Red Delicious	3 lb bag	885	3.63	315	2.97	1,237	2.80
Apples	Red Delicious	5 lb bag	396	4.95	47	4.75	164	4.15

Wtd Avg - Simple weighted average



National Retail Report - Specialty Crops Vol XV - No. 1
Friday, January 8, 2021 - Page 4

Apples	Red Delicious	2 lb bag	8	2.50	26	2.15	21	2.19
Apples, Processed	Juice	64 oz (1/2 gallon)	4,165	1.82	1,873	1.85	3,465	1.79
Apples, Processed	Juice	96 oz (3/4 gallon)	56	1.99	11	1.71		
Apples, Processed	Juice	128 oz (1 gallon)	29	2.10	38	3.61	39	4.99
Apples, Processed	Juice Marked Cider	64 oz (1/2 gallon)	253	1.48	144	2.77	380	2.89
Apricots		per pound	8	2.99	18	3.98	7	2.99
Avocados	Hass	each	6,320	1.07	15,761	0.79	12,170	1.02
Avocados	Hass	per pound	54	0.99	34	0.99	3	3.98
Avocados	Various Greenskin Varieties	each	18	0.68	12	0.49	153	1.14
Bananas		per pound	891	0.42	616	0.50	1,422	0.45
Blueberries		6 oz package	1,175	2.42	2,885	3.06	3,339	2.52
Blueberries		1 pint package	6,807	2.39	2,582	2.89	3,826	2.47
Blueberries		18 oz package	1,959	4.06	1,694	4.21	1,816	4.94
Cantaloups		each	2,084	2.79	1,656	2.81	4,601	2.39
Cantaloups		per pound	29	0.68	104	0.57	334	0.56
Cherries	Red Varieties	per pound	3,863	4.75	3,302	5.20	6,170	4.91
Clementines		5 lb package	496	6.55	355	4.83	610	5.61
Clementines		3 lb bag	3,849	3.89	3,768	4.21	4,883	3.79
Clementines		2 lb bag	215	2.15	322	2.87	426	4.29
Grapefruit	Red	each	1,956	1.06	2,291	0.98	1,997	1.20
Grapefruit	Red	per pound	297	0.91	160	1.13	987	1.18
Grapefruit	Red	5 lb bag	3,481	3.72	455	4.51	1,170	4.08
Grapes	Black Seedless	per pound	764	2.33	426	2.42	118	2.60
Grapes	Red Globe	per pound	335	2.00	831	1.35	756	2.07
Grapes	Red Seedless	per pound	4,772	2.34	6,564	1.90	7,681	2.29
Grapes	White Seedless Type	per pound	2,399	2.24	2,324	2.38	768	2.62
Honeydews		each	535	3.39	176	3.53	509	3.62
Kiwifruit	Hayward	each	744	0.37	1,170	0.35	838	0.34
Kiwifruit	Hayward	1 lb bag	8	3.49	36	3.10		
Lemons		each	935	0.47	3,063	0.55	1,217	0.52
Lemons		per pound	65	0.90	62	0.56	130	0.86
Lemons		2 lb bag	1,071	3.00	4,244	2.70	276	2.95
Limes		each	1,057	0.27	5,379	0.35	1,323	0.38
Limes		per pound	115	0.61	551	1.08	115	0.83
Mangoes		each	3,140	0.99	5,675	0.84	9,167	1.01
Mangoes		per pound	18	0.68	107	1.00	210	1.93
Misc Berries	Blackberries	5.6 - 6 oz package	6,598	2.84	4,800	2.69	7,856	2.37
Misc Citrus	Satsuma	per pound	110	1.49	12	1.99	41	1.70

Wtd Avg - Simple weighted average



Misc Citrus	Satsuma	3 lb bag	10	5.00			26	4.36
Nectarines	Various Yellow Flesh Varieties	per pound	1,898	3.01	521	2.83	3,156	2.78
Oranges	Navel	each	2,270	0.91	1,723	0.78	2,635	0.87
Oranges	Navel	per pound	2,900	0.93	2,498	1.05	4,282	0.98
Oranges	Navel	3 lb bag	910	2.92	1,351	3.05	1,753	3.26
Oranges	Navel	4 lb bag	2,686	4.07	1,505	3.57	2,976	3.57
Oranges	Navel	8 lb bag	2,542	6.07	275	5.31	1,566	5.05
Oranges	Valencia	per pound	10	1.19			21	0.94
Oranges	Valencia	3 lb bag	11	2.98				
Oranges	Valencia	4 lb bag	55	3.81			46	2.99
Papaya	Maradol/Tainung Types	per pound	644	0.76	706	0.84	593	0.85
Papaya	Solo Type	each	9	0.50			52	0.96
Peaches	Various Yellow Flesh Varieties	per pound	2,374	2.87	402	3.30	3,445	2.66
Pears	Bartlett	per pound	2,601	1.56	3,541	1.55	4,356	1.45
Pears	Bosc	per pound	2,854	1.47	3,243	1.53	4,285	1.46
Pears	D'Anjou	per pound	3,414	1.48	1,705	1.50	4,063	1.41
Pineapples		each	5,165	2.35	3,370	2.32	7,359	2.27
Pineapples		per pound	290	0.67	96	0.52	338	0.56
Plums		per pound	110	2.22			486	2.62
Pomegranates		each	1,261	2.43	487	3.04		
Raspberries	Red	6 oz package	4,972	2.71	6,054	2.81	5,422	2.72
Strawberries		1 lb package	8,438	2.96	4,027	2.82	4,703	2.88
Tangelos		per pound	231	1.10	7	0.99	1,321	1.14
Tangelos		each	115	1.08			95	1.14
Tangelos		3 lb bag	112	3.57			604	3.00
Tangerines		per pound	218	1.25	81	1.14	145	1.72
Tangerines		5 lb package	739	5.47	153	4.37		
Tangerines		3 lb bag	2,254	4.36	3,894	3.39	3,535	4.53
Tangerines		2 lb bag	573	4.63	1,227	4.90	369	2.23
Tangerines		each	1,135	0.99	56	0.43	21	0.44
Watermelons	Red Flesh Seedless Miniature	each	302	3.72	177	2.51	533	3.96
ORGANIC								
Apples	Fuji	per pound	617	1.69	161	1.64	531	1.29
Apples	Fuji	2 lb bag	2,005	3.43	942	3.60	1,497	3.22
Apples	Gala	per pound	983	1.79	628	1.85	1,073	1.73
Apples	Gala	3 lb bag	208	3.56	5	4.49	62	3.95
Apples	Gala	2 lb bag	2,279	3.39	1,323	3.56	1,759	3.21
Apples	Granny Smith	per pound	596	1.72	174	1.51	341	2.34



Apples	Granny Smith	2 lb bag	2,104	3.40	566	3.48	1,420	3.35
Apples	Honeycrisp	per pound	788	2.31	1,005	2.45	1,283	2.68
Apples	Honeycrisp	2 lb bag	161	4.26	417	3.14	116	4.60
Apples	Pink Lady/Cripps Pink	per pound	390	1.99	6	1.69	28	1.90
Apples	Pink Lady/Cripps Pink	2 lb bag	1,223	3.04	1,638	3.90	549	2.98
Apples	Red Delicious	per pound	43	1.69			110	1.98
Apples	Red Delicious	2 lb bag	205	2.99				
Apples, Processed	Juice	64 oz (1/2 gallon)	1,289	2.13			458	2.73
Apples, Processed	Juice Marked Cider	128 oz (1 gallon)	26	7.99				
Avocados	Hass	each	897	1.68	3,813	1.51	1,465	1.64
Bananas		per pound	223	0.81	552	0.73	951	0.86
Blueberries		6 oz package	2,892	3.10	603	3.40	2,447	2.95
Blueberries		1 pint package	944	4.04	303	4.99	17	4.99
Clementines		2 lb bag	1,341	4.82	453	4.23	1,233	4.60
Grapefruit	Red	each	171	1.50	37	1.68	10	1.32
Grapefruit	Red	per pound	110	1.99	364	1.51	32	1.99
Grapes	Red Seedless	per pound	260	5.00	53	3.49		
Grapes	White Seedless Type	per pound	260	5.00				
Kiwifruit	Hayward	each	30	3.49	104	2.11	1	0.99
Kiwifruit	Hayward	1 lb bag	1,022	4.02	215	3.61	6	2.99
Lemons		each	200	0.77	25	0.70	824	0.72
Lemons		2 lb bag	270	4.95	30	3.56	81	4.56
Limes		per pound	50	0.99	162	2.99		
Mangoes		each	245	0.98	675	1.63	271	1.79
Misc Berries	Blackberries	5.6 - 6 oz package	1,600	3.31	461	3.18	763	3.15
Oranges	Navel	each	34	1.41	110	1.00	314	1.62
Oranges	Navel	per pound	376	1.63	580	1.62	1,323	1.76
Oranges	Navel	3 lb bag	394	6.02	16	3.80	44	5.99
Oranges	Navel	4 lb bag	17	5.93	88	6.94	152	6.80
Oranges	Valencia	4 lb bag	395	3.33	105	3.98	276	3.45
Pears	Bartlett	per pound	591	1.93	16	1.99	10	1.70
Pears	Bosc	per pound	6	1.99	453	1.97	44	2.01
Pears	D'Anjou	per pound	976	1.93	9	1.86	244	1.97
Pineapples		each	759	3.00	12	1.99	112	3.71
Pineapples		per pound	13	1.29				
Raspberries	Red	6 oz package	1,708	3.08	650	3.42	365	3.49
Strawberries		1 lb package	1,039	3.01	8	5.99	21	6.23
Tangerines		2 lb bag	582	5.46	155	3.98	1,381	4.74



ONIONS AND POTATOES								
Commodity	Variety	Unit	THIS WEEK		LAST WEEK		LAST YEAR	
			Stores With Ads	Wtd Avg Price	Stores With Ads	Wtd Avg Price	Stores With Ads	Wtd Avg Price
Onions, Dry	Red	per pound	2,039	1.05	433	0.78	1,708	1.03
Onions, Dry	Red	2 lb bag	116	1.70	91	1.83	335	1.72
Onions, Dry	White	per pound	670	0.86	760	0.81	1,273	0.97
Onions, Dry	White	2 lb bag	54	0.99	15	1.50	186	1.99
Onions, Dry	Yellow	per pound	1,114	0.77	1,080	0.70	821	0.66
Onions, Dry	Yellow	2 lb bag	379	1.35	384	1.49	928	1.64
Onions, Dry	Yellow	3 lb bag	1,893	1.90	745	1.94	2,099	1.88
Onions, Dry	Yellow	5 lb bag	106	3.45			135	3.21
Onions, Dry	Yellow Marked Sweet	per pound	1,242	1.06	1,787	1.01	3,091	1.12
Onions, Dry	Yellow Marked Sweet	2 lb bag	37	2.77			362	2.56
Onions, Dry	Yellow Marked Sweet	3 lb bag	127	2.57	672	2.99	723	2.52
Potatoes	Round Red	per pound	606	0.90	831	0.57	637	0.86
Potatoes	Round Red	3 lb bag	106	2.71	78	2.30	18	2.50
Potatoes	Round Red	5 lb bag	2,077	3.53	3,341	3.46	1,030	3.30
Potatoes	Round White	per pound	91	0.77	52	0.80	229	0.81
Potatoes	Round White	3 lb bag	18	2.50			18	2.50
Potatoes	Round White	5 lb bag	93	2.65	348	2.10	444	2.71
Potatoes	Russet	per pound	1,324	0.84	766	0.94	304	0.92
Potatoes	Russet	3 lb bag	200	1.23			51	1.75
Potatoes	Russet	5 lb bag	3,439	2.71	2,634	2.98	4,973	2.60
Potatoes	Russet	10 lb bag	1,038	4.27	675	3.71	533	3.13
Potatoes	Russet	8 lb bag	383	3.07	603	3.47	393	3.05
Potatoes	Yellow Type	per pound	361	1.21	115	0.98	108	1.05
Potatoes	Yellow Type	3 lb bag	421	4.33	80	3.06	41	1.85
Potatoes	Yellow Type	5 lb bag	1,206	3.37	2,812	3.62	1,325	3.06
ORGANIC								
Onions, Dry	Red	per pound	259	1.61	45	0.99	51	1.01
Onions, Dry	Red	2 lb bag	127	3.99			172	2.99
Onions, Dry	Red	3 lb bag	48	4.99	7	4.99		
Onions, Dry	White	per pound	700	1.25	130	1.45	99	1.04
Onions, Dry	White	2 lb bag	127	3.99				
Onions, Dry	White	3 lb bag	2	2.98				
Onions, Dry	Yellow	per pound	214	1.58	90	1.06	106	1.26

Wtd Avg - Simple weighted average



Onions, Dry	Yellow	2 lb bag	182	2.58				
Onions, Dry	Yellow	3 lb bag	77	4.32			253	3.08
Onions, Dry	Yellow Marked Sweet	per pound	253	1.59			18	1.34
Onions, Dry	Yellow Marked Sweet	2 lb bag	127	3.99			16	3.99
Potatoes	Round Red	per pound	30	0.99	61	0.99		
Potatoes	Round Red	3 lb bag	117	3.25	113	4.00	213	3.76
Potatoes	Russet	per pound	12	0.99	50	0.79	5	1.49
Potatoes	Russet	3 lb bag	22	2.99	57	4.99	1,678	3.33
Potatoes	Russet	5 lb bag	204	3.10	30	3.64	628	3.14
Potatoes	Yellow Type	per pound	130	1.49	130	1.49		
Potatoes	Yellow Type	3 lb bag	86	3.17	6	2.98	234	3.78

VEGETABLES

Commodity	Variety	Unit	THIS WEEK		LAST WEEK		LAST YEAR	
			Stores With Ads	Wtd Avg Price	Stores With Ads	Wtd Avg Price	Stores With Ads	Wtd Avg Price
Asparagus	Green	per pound	2,023	2.95	532	3.37	1,179	2.90
Beans	Round Green Type	per pound	562	1.40	1,501	1.69	686	1.43
Beets		per bunch	55	0.79			147	1.14
Beets		per pound	114	0.63	99	0.62	77	0.58
Bok Choy		per pound	14	0.95			5	0.50
Broccoli		per pound	245	1.51	57	1.89	639	1.66
Broccoli		per bunch	166	2.58	292	2.13	1,666	2.38
Broccoli	Crown Cut	per pound	4,879	1.63	1,354	1.63	4,769	1.74
Brussels Sprouts		per pound	801	2.56	200	2.25	700	2.26
Cabbage	Round Green Type	per pound	2,352	0.54	5,556	0.51	2,637	0.54
Carrots		per pound	310	0.52	193	0.57	407	0.46
Carrots		1 lb bag	140	0.93	227	0.79	216	0.85
Carrots		2 lb bag	833	1.31	141	1.53	828	1.22
Carrots		per bunch	96	2.32	13	0.39	25	1.99
Carrots	Baby Peeled	1 lb bag	2,918	1.32	2,083	1.24	3,838	1.31
Carrots	Baby Peeled	2 lb bag	1,462	2.34	2,595	2.15	1,152	2.52
Cauliflower		each	1,745	2.40	399	2.39	3,478	2.67
Cauliflower		per pound	541	1.34	95	1.84	567	1.01
Celery		each	670	1.36	1,506	1.67	1,004	1.28
Celery		per pound	45	1.39	29	0.72	40	1.40
Celery	Hearts	each	1,612	2.52	688	2.64	1,035	2.57
Celery	Hearts	per pound	8	2.49	8	2.49	7	2.49
Chinese Cabbage		per pound	22	0.97			76	0.76

Wtd Avg - Simple weighted average



Cilantro		per bunch	1,437	0.68	737	0.39	893	0.50
Corn-Sweet		each	17	0.67	264	0.69	108	0.45
Cucumbers		each	3,183	0.65	3,569	0.68	4,683	0.68
Cucumbers		per pound	18	0.99	22	0.88	63	1.50
Cucumbers	Long Seedless-Greenhouse	each	4,116	1.43	3,395	1.38	1,219	1.51
Eggplant		per pound	598	0.99	120	1.36	581	1.26
Eggplant		each	364	0.94			200	1.07
Garlic		per sleeve	108	1.38	119	1.50	160	1.35
Greens	Collard	per bunch	567	3.00	2,502	1.51	148	1.12
Greens	Collard	per pound	79	1.28	231	0.97	14	0.99
Greens	Collard	1 lb bag	53	2.71	49	2.05	602	2.49
Greens	Kale	per bunch	448	1.13	59	1.33	353	1.14
Greens	Kale	per pound	79	1.28	146	1.41	62	2.20
Greens	Kale	1 lb bag	445	2.53	34	2.25	537	2.50
Greens	Mustard	per bunch	49	3.00	287	0.94	68	0.69
Greens	Mustard	per pound	23	1.62	55	2.11	22	1.35
Greens	Swiss Chard	per bunch	88	1.99	8	1.99	50	1.25
Greens	Turnip Tops	per pound	23	1.62	55	2.11	22	1.35
Lettuce, Iceberg		each	2,716	1.14	923	1.50	2,671	1.11
Lettuce, Other	Boston	each	8	1.99	90	2.72	48	1.14
Lettuce, Other	Green Leaf	each	519	1.50	625	1.36	339	1.44
Lettuce, Other	Green Leaf	per pound	15	0.79	43	1.99	128	1.50
Lettuce, Other	Red Leaf	each	519	1.50	621	1.37	275	1.38
Lettuce, Other	Red Leaf	per pound	15	0.79	43	1.99	127	1.50
Lettuce, Romaine		each	412	1.34	528	1.10	197	1.23
Lettuce, Romaine		per pound	149	1.03	49	1.84	140	1.43
Lettuce, Romaine	Hearts	3 count package	1,916	3.03	594	2.57	2,971	2.63
Mushrooms	Portobella	8 oz package	96	2.09	552	2.01	275	2.00
Mushrooms	Portobella	6 oz package	76	2.54	253	3.00	624	3.08
Mushrooms	White	per pound	259	2.54	78	2.85	29	2.73
Mushrooms	White	8 oz package	3,211	1.85	2,687	2.01	2,729	1.90
Onions Green		per bunch	1,342	0.71	995	0.61	205	0.66
Peppers, Bell Type	Green	per pound	395	1.37	469	1.83	663	1.47
Peppers, Bell Type	Green	each	3,946	0.76	1,696	0.69	3,164	0.82
Peppers, Bell Type	Orange	per pound	40	2.47	408	2.74	78	2.24
Peppers, Bell Type	Orange	each	1,769	1.22	3,023	1.31	2,143	1.05
Peppers, Bell Type	Orange-Greenhouse	per pound	19	2.88				
Peppers, Bell Type	Orange-Greenhouse	each	94	1.10	756	1.00	842	1.59
Peppers, Bell Type	Red	per pound	262	2.90	600	2.37	281	2.45

Wtd Avg - Simple weighted average



Peppers, Bell Type	Red	each	2,056	1.18	3,650	1.32	2,178	1.05
Peppers, Bell Type	Red-Greenhouse	per pound	19	2.88				
Peppers, Bell Type	Red-Greenhouse	each	94	1.10	756	1.00	842	1.59
Peppers, Bell Type	Yellow	per pound	156	2.98	408	2.74	70	2.32
Peppers, Bell Type	Yellow	each	1,816	1.23	3,255	1.36	2,185	1.06
Peppers, Bell Type	Yellow-Greenhouse	per pound	19	2.88				
Peppers, Bell Type	Yellow-Greenhouse	each	94	1.10	756	1.00	842	1.59
Peppers, Other	Jalapeno	per pound	696	0.84	930	1.08	613	0.91
Peppers, Other	Mixed Mini Sweet Types	1 lb package	245	2.86	49	2.99	961	3.02
Peppers, Other	Serrano	per pound	267	0.62	399	0.68	190	0.73
Radishes		per bunch	933	0.78	606	0.59	243	0.83
Radishes		1 lb bag	123	1.95	35	1.68	12	1.25
Salad	Mixed Types	10 - 12 oz package	3,452	2.13	1,010	2.13	4,927	2.36
Salad	Mixed Types	5 - 9 oz package	4,076	2.52	1,788	3.00	3,894	2.44
Spinach		per bunch	83	1.11	5	0.79	174	1.26
Spinach	Flat, Baby Type	10 oz package	185	3.80	409	2.29	10	2.50
Spinach	Flat, Baby Type	1 lb package	79	2.99	57	2.99	78	3.59
Spinach	Flat, Baby Type	8 oz package	255	2.01	63	2.22	189	2.37
Spinach	Flat, Baby Type	9 oz package	78	2.50			128	2.41
Spinach	Flat, Baby Type	5 - 6 oz package	1,468	2.44	321	2.03	194	2.53
Squash	Acorn	per pound	298	0.97	31	0.99	373	0.99
Squash	Butternut	per pound	476	0.97	338	0.91	608	0.91
Squash	Grey	per pound	277	0.73	152	0.64	134	0.80
Squash	Spaghetti	per pound	378	0.97	202	0.99	593	0.97
Squash	Yellow Crookneck/Straightneck	per pound	2,932	1.26	1,233	1.16	704	1.34
Squash	Zucchini	per pound	5,200	1.20	1,789	1.11	1,116	1.21
Sweet Potatoes		per pound	1,099	0.93	965	0.98	599	1.09
Tomatillos		per pound	486	0.71	383	0.59	463	0.64
Tomatoes		per pound	1,863	2.12	1,589	2.02	154	1.94
Tomatoes	Vine Ripes	per pound	864	1.74	274	2.00	57	2.55
Tomatoes	Vine Ripes, On The Vine-Greenhouse	per pound	2,042	2.04	2,446	1.77	2,125	1.72
Tomatoes	Vine Ripes-Greenhouse	per pound	33	1.82	17	2.08	239	2.85
Tomatoes, Cherry		1 pint package	36	2.33	17	2.08	129	2.94
Tomatoes, Grape Type		1 pint package	1,421	2.29	1,281	2.33	2,887	2.12
Tomatoes, Grape Type		10 oz package	412	2.73	2,631	2.46	1,740	2.66
Tomatoes, Plum Type	Roma	per pound	1,939	1.16	1,160	1.05	338	1.34
Vegetables Other	Cactus Leaf (Nopales)	per pound	32	0.69	10	0.33	31	0.92

ORGANIC

Wtd Avg - Simple weighted average



Beans	Round Green Type	per pound	31	1.60	109	5.17		
Beets		per bunch	617	2.14	69	1.87	39	2.52
Broccoli		per pound	412	1.99	279	2.23	267	1.86
Broccoli	Crown Cut	per pound	4	1.99	8	2.99	22	2.28
Cabbage	Red Type	per pound	6	0.98				
Cabbage	Round Green Type	per pound	6	0.98	43	1.29	255	0.99
Carrots		per pound	130	1.29	130	1.29		
Carrots		1 lb bag	29	1.14	7	2.50	267	1.48
Carrots		per bunch	1,153	2.33	79	2.27	31	2.42
Carrots	Baby Peeled	1 lb bag	2,279	1.74	5,975	1.42	2,655	1.74
Carrots	Baby Peeled	2 lb bag	146	2.99	323	2.81	130	2.98
Cauliflower		each	95	3.58	7	5.99	909	2.62
Cauliflower		per pound	228	2.02	216	2.47	157	2.00
Celery		each	91	1.60	239	2.18	537	1.88
Celery	Hearts	each	428	3.42	101	2.67	357	3.02
Cucumbers		each	1,119	0.99	1,038	1.07	58	1.33
Cucumbers	Long Seedless-Greenhouse	each	31	2.00	6	1.98	166	2.54
Eggplant		each	6	1.48			13	0.79
Greens	Collard	per bunch	11	2.00	357	1.97	26	1.79
Greens	Kale	per bunch	1,493	1.80	1,383	1.66	626	1.55
Greens	Kale	1 lb bag	4	1.49				
Greens	Swiss Chard	per bunch	197	2.48	6	1.98		
Lettuce, Iceberg		each	46	3.13			57	2.19
Lettuce, Other	Green Leaf	each	4	1.99	9	2.49	27	1.72
Lettuce, Other	Red Leaf	each	4	1.99	9	2.49	64	1.88
Lettuce, Romaine	Hearts	3 count package	875	3.86	384	3.95	1,996	3.17
Mushrooms	White	8 oz package	373	3.11	637	2.68	1,190	3.36
Mushrooms	White	6 oz package	21	2.99			33	3.00
Onions Green		per bunch	436	1.28	71	1.26	616	1.00
Peppers, Bell Type	Green	each	1,507	1.56	245	0.73	47	0.87
Peppers, Bell Type	Orange	per pound	146	2.99				
Peppers, Bell Type	Orange	each	1,276	1.77	31	2.00	80	2.50
Peppers, Bell Type	Red	per pound	408	2.99			11	4.99
Peppers, Bell Type	Red	each	173	1.52	31	2.00	80	2.50
Peppers, Bell Type	Yellow	per pound	336	2.91				
Peppers, Bell Type	Yellow	each	1,276	1.77	31	2.00	80	2.50
Radishes		per bunch	167	1.69	63	1.92		



Salad	Mixed Types	1 lb bag	2,396	4.16	3,466	4.58	429	4.94
Salad	Mixed Types	10 - 12 oz package	707	4.89	62	3.99	545	4.94
Salad	Mixed Types	5 - 9 oz package	4,999	2.90	2,034	2.79	2,769	3.33
Spinach	Flat, Baby Type	10 oz package	115	4.60			25	5.99
Spinach	Flat, Baby Type	5 - 6 oz package	16	3.00	149	3.07	59	2.63
Squash	Acorn	per pound	6	0.98	42	0.99		
Squash	Butternut	per pound	6	0.98	42	0.99	4	1.49
Squash	Spaghetti	per pound	10	0.98	42	0.99		
Squash	Yellow Crookneck/Straightneck	per pound	251	0.97	25	1.87	1,012	0.97
Squash	Zucchini	per pound	263	0.96	25	1.87	963	0.90
Sweet Potatoes		per pound	205	1.63	217	1.63	261	1.80
Tomatoes		per pound	1,146	2.99	11	2.99	2	2.88
Tomatoes	Vine Ripes	per pound	189	3.17	70	3.99	219	2.71
Tomatoes	Vine Ripes, On The Vine-Greenhouse	per pound	245	1.48	45	2.49	769	3.05
Tomatoes, Grape Type		1 pint package	641	2.83	530	2.49	448	3.10
Tomatoes, Grape Type		10 oz package	1,145	2.75	391	2.66	822	2.33
Tomatoes, Plum Type	Roma	per pound	6	1.98	152	1.99		

OTHER SPECIALTY CROPS ITEMS

Commodity	Variety	Unit	THIS WEEK		LAST WEEK		LAST YEAR	
			Stores With Ads	Wtd Avg Price	Stores With Ads	Wtd Avg Price	Stores With Ads	Wtd Avg Price
Hemp Protein		16 oz package	101	15.14	217	10.36		
Hemp Seeds-Shelled		7 oz package	40	13.79				
Hemp Seeds-Shelled		8 oz package	214	8.12	61	8.97		
Hemp Seeds-Shelled		16 oz package	31	13.49	31	14.99		

ORGANIC

Hemp (Seeds) Oil		4 oz	31	8.99	90	7.73		
Hemp Protein		16 oz package	83	16.80	30	19.99		
Hemp Seeds-Shelled		4 oz package	70	4.99	30	4.99		
Hemp Seeds-Shelled		7 oz package	84	10.94	31	9.99		
Hemp Seeds-Shelled		8 oz package	61	11.35	61	12.47		
Hemp Seeds-Shelled		12 oz package	154	16.05	61	14.97		
Hemp Seeds-Shelled		16 oz package	31	12.74	31	14.99		

SEASONAL ITEMS

Commodity	Variety	Unit	THIS WEEK	LAST WEEK	LAST YEAR
-----------	---------	------	-----------	-----------	-----------



			Stores With Ads	Wtd Avg Price	Stores With Ads	Wtd Avg Price	Stores With Ads	Wtd Avg Price
Chayote		per pound	68	0.79	68	0.69	115	0.64
Chayote		each	21	0.80	65	0.57	171	0.32
Daffodil		bunched 10s	18	3.00				
Rose, Hybrid Tea		bunched 12s	417	11.17	540	10.35	787	10.26
Tulips		bunched 10s	400	6.26	380	8.99	1,001	7.72



REGIONAL DETAILS

Commodity Variety	Unit	NORTHEAST U.S.				SOUTHEAST U.S.				MIDWEST U.S.			
		Price Range	Stores with Ads	Wtd Avg Price	% Marked Local	Price Range	Stores with Ads	Wtd Avg Price	% Marked Local	Price Range	Stores with Ads	Wtd Avg Price	% Marked Local
FRUITS													
Apples Braeburn	per pound	1.49	9	1.49						0.99-1.66	203	1.48	
Apples Braeburn	5 lb bag									4.98	4	4.98	
Apples Fuji	per pound	0.99-2.49	498	1.25		0.99-1.99	769	1.11		0.69-1.68	753	0.93	
Apples Fuji	3 lb bag	2.50-4.99	361	4.26		2.50	191	2.50		2.88-3.50	69	3.19	
Apples Fuji	5 lb bag					3.99	27	3.99		2.99	233	2.99	
Apples Fuji	2 lb bag					2.50	8	2.50					
Apples Gala	per pound	1.47-1.79	243	1.51		0.99-1.49	1,570	1.35		0.77-1.68	850	1.02	
Apples Gala	3 lb bag	2.50-4.99	262	4.92		1.95-4.49	175	2.47		1.99-3.50	742	2.12	
Apples Gala	5 lb bag					3.99	27	3.99		2.99	233	2.99	
Apples Gala	2 lb bag					2.50	8	2.50					
Apples Golden Delicious	per pound	0.99-1.69	131	1.31	44	1.29-1.49	24	1.41		0.49-1.49	55	1.19	
Apples Golden Delicious	3 lb bag	2.50-3.50	193	2.80		2.50-4.49	254	2.83		1.99-2.99	125	2.57	
Apples Golden Delicious	5 lb bag					3.99	16	3.99					
Apples Golden Delicious	2 lb bag					2.50	8	2.50					
Apples Granny Smith	per pound	1.49-1.79	93	1.51		0.99	396	0.99		0.77-1.68	780	0.93	
Apples Granny Smith	3 lb bag	4.99	255	4.99						2.50	6	2.50	
Apples Granny Smith	2 lb bag					2.50	8	2.50					
Apples Honeycrisp	per pound	1.29-2.99	1,140	2.27		0.99-1.99	343	1.88		1.48-2.99	926	1.92	
Apples Honeycrisp	3 lb bag	5.00	81	5.00						3.89	58	3.89	
Apples Honeycrisp	5 lb bag									3.99	116	3.99	
Apples Jonagold	per pound	1.49	9	1.49		0.99	34	0.99		0.48-1.49	122	1.44	
Apples Jonagold	5 lb bag					3.99	27	3.99		2.99-3.49	254	3.03	
Apples Jonathan	3 lb bag									2.99	23	2.99	
Apples Jonathan	5 lb bag					3.99	27	3.99					
Apples McIntosh	per pound	0.99-1.49	91	1.25									
Apples McIntosh	3 lb bag	2.29-2.50	167	2.30		2.99	5	2.99		2.50-3.49	150	3.34	
Apples McIntosh	5 lb bag	4.99	190	4.99		4.99	15	4.99					
Apples Pink Lady/Cripps Pink	per pound	1.29-1.49	17	1.40		0.99-1.29	224	1.01		0.77-1.59	283	1.04	
Apples Pink Lady/Cripps Pink	3 lb bag									2.49	3	2.49	

Wtd Avg - Simple weighted average



Commodity Variety	Unit	NORTHEAST U.S.				SOUTHEAST U.S.				MIDWEST U.S.			
		Price Range	Stores with Ads	Wtd Avg Price	% Marked Local	Price Range	Stores with Ads	Wtd Avg Price	% Marked Local	Price Range	Stores with Ads	Wtd Avg Price	% Marked Local
Apples Red Delicious	per pound	0.99-1.69	93	1.24	61	0.99-1.49	18	1.24		0.49-1.49	49	1.25	
Apples Red Delicious	3 lb bag	2.50-4.99	342	4.53		1.99-4.49	101	3.42		2.50-3.50	263	3.09	
Apples Red Delicious	5 lb bag	4.99	365	4.99		3.99-4.99	31	4.47					
Apples Red Delicious	2 lb bag					2.50	8	2.50					
Apples, Processed Juice	64 oz (1/2 gallon)	1.19-4.29	1,292	1.94		0.99-2.79	715	2.04		1.25-2.50	643	1.75	
Apples, Processed Juice	128 oz (1 gallon)									2.50	15	2.50	
Apples, Processed Juice Marked Cider	64 oz (1/2 gallon)					2.00	34	2.00		2.00	16	2.00	
Apricots	per pound	2.99	8	2.99									
Avocados Hass	each	0.59-1.67	1,290	1.14		0.50-1.49	1,366	0.89		0.40-1.50	429	0.84	
Avocados Various Greenskin Varieties	each					0.68	18	0.68					
Bananas	per pound	0.39-0.49	210	0.49		0.50-0.59	86	0.52		0.29-0.59	290	0.32	
Blueberries	6 oz package	4.00	25	4.00		2.49-3.00	121	2.92		0.99-2.99	252	2.50	
Blueberries	1 pint package	1.69-3.99	1,545	2.31		1.69-4.99	1,669	2.64		1.47-3.49	1,889	2.29	
Blueberries	18 oz package	2.77-7.99	630	3.56		4.99	220	4.99		2.49	126	2.49	
Cantaloups	each	1.67-3.50	1,053	2.80		1.38-3.99	718	2.85		1.99-3.99	158	2.88	
Cherries Red Varieties	per pound	1.99-7.99	1,104	4.98		1.99-6.99	1,564	3.87		4.99-7.99	409	6.51	
Clementines	5 lb package	4.99	70	4.99		5.98	200	5.98		5.49-7.88	215	7.62	
Clementines	3 lb bag	2.99-6.99	1,029	4.61		2.99-5.99	389	3.72		2.98-5.99	408	4.20	
Clementines	2 lb bag	3.99	23	3.99		1.95	136	1.95					
Grapefruit Red	each	0.50-1.50	582	1.16		0.99-1.50	409	1.23		0.99-1.25	203	1.03	
Grapefruit Red	per pound	0.99	70	0.99						0.68-1.49	133	0.89	
Grapefruit Red	5 lb bag	2.99-5.99	474	3.84	10	2.99-4.99	1,715	3.78		2.99-5.99	856	3.58	
Grapes Black Seedless	per pound	1.99-2.49	275	2.03		2.49	119	2.49		1.99-2.49	93	2.12	
Grapes Red Globe	per pound	1.99	326	1.99		2.49	9	2.49					
Grapes Red Seedless	per pound	1.99-3.00	1,362	2.33		1.69-2.99	1,482	2.82		1.49-2.99	906	2.27	
Grapes White Seedless Type	per pound	1.99-3.00	785	2.23		0.97-2.99	271	2.32		1.99-2.99	652	2.41	
Honeydews	each	2.99-3.99	42	3.30		2.50	10	2.50		2.99-3.88	443	3.38	
Kiwifruit Hayward	each	0.25-0.50	218	0.47		0.25-0.50	256	0.25		0.33-0.50	59	0.42	
Kiwifruit Hayward	1 lb bag	3.49	8	3.49									
Lemons	each	0.25-0.79	267	0.51		0.33-0.69	230	0.50		0.49-1.98	175	0.58	
Lemons	per pound									0.99	13	0.99	
Lemons	2 lb bag	2.99	74	2.99		2.98-2.99	959	2.99		2.98-3.49	38	3.27	

Wtd Avg - Simple weighted average



Commodity Variety	Unit	NORTHEAST U.S.				SOUTHEAST U.S.				MIDWEST U.S.			
		Price Range	Stores with Ads	Wtd Avg Price	% Marked Local	Price Range	Stores with Ads	Wtd Avg Price	% Marked Local	Price Range	Stores with Ads	Wtd Avg Price	% Marked Local
Limes	each	0.14-0.60	297	0.28		0.08-0.34	288	0.28		0.17-0.50	173	0.32	
Mangoes	each	0.69-2.00	633	0.98		0.33-1.00	1,213	0.88		0.88-1.34	370	0.94	
Mangoes	per pound					0.68	18	0.68					
Misc Berries Blackberries	5.6 - 6 oz package	1.79-5.99	1,492	3.47		0.99-3.99	1,302	2.88		0.88-3.34	2,114	2.27	
Misc Citrus Satsuma	per pound					1.00	18	1.00	100				
Nectarines Various Yellow Flesh Varieties	per pound	1.99-3.00	231	2.25		2.49-2.99	1,183	2.98		1.99-3.99	255	3.56	
Oranges Navel	each	0.25-1.25	674	0.98		0.40-1.25	906	0.97		0.50-1.98	329	0.98	
Oranges Navel	per pound	1.29-1.49	17	1.41		0.98	31	0.98		0.79-1.69	367	0.89	
Oranges Navel	3 lb bag	4.99	52	4.99		3.99	52	3.99		1.88-3.99	204	3.10	
Oranges Navel	4 lb bag	2.99-4.99	878	4.17		1.99-4.99	997	4.45		2.49-6.88	598	3.33	
Oranges Navel	8 lb bag	6.99	282	6.99		5.99-6.99	683	6.38		4.99-6.49	892	6.06	
Oranges Valencia	4 lb bag	3.99	37	3.99		2.99-3.98	18	3.43					
Papaya Maradol/Tainung Types	per pound	0.99-1.49	65	1.36		0.99	2	0.99		0.68-0.79	223	0.70	
Peaches Various Yellow Flesh Varieties	per pound	1.99-3.00	519	2.38		2.49-2.99	1,183	2.98		1.99-3.99	443	2.90	
Pears Bartlett	per pound	0.99-1.99	831	1.51		1.49-1.79	102	1.75		0.99-1.99	599	1.60	
Pears Bosc	per pound	1.19-1.99	526	1.81		1.19-1.79	1,087	1.25		0.98-1.99	375	1.58	
Pears D'Anjou	per pound	1.19-1.99	662	1.79		0.99-1.79	1,080	1.23		0.98-1.99	519	1.56	
Pineapples	each	1.50-3.99	1,055	2.72		1.50-2.99	2,131	2.10		0.99-3.49	918	2.59	
Plums	per pound	2.49	5	2.49		2.99	2	2.99		2.19	43	2.19	
Pomegranates	each	1.50-2.99	85	1.71		2.50	1,161	2.50		0.99	15	0.99	
Raspberries Red	6 oz package	1.79-5.99	1,228	3.76		2.00-3.99	918	2.39		0.99-3.49	1,814	2.21	1
Strawberries	1 lb package	1.67-5.99	1,175	4.00		1.69-3.99	3,655	2.75		1.50-4.99	1,620	2.61	
Tangerines	per pound									0.99-1.99	42	1.28	
Tangerines	5 lb package	3.99	64	3.99		6.99	43	6.99					
Tangerines	3 lb bag	2.77-5.00	972	4.32		2.69-5.00	346	4.41		3.49-4.99	29	4.47	
Tangerines	2 lb bag	3.99-5.00	431	4.96		2.75-3.99	89	3.84					
Tangerines	each					0.99	1,135	0.99					
Tangelos	per pound	1.59	5	1.59						0.79	8	0.79	
Tangelos	each	1.00-1.25	85	1.21						0.69	30	0.69	
Tangelos	3 lb bag	3.99	8	3.99		3.49-4.99	39	3.91		2.97-2.99	29	2.98	
Watermelons Red Flesh Seedless Miniature	each	2.99-3.99	12	3.74		2.99	42	2.99		3.00-3.88	208	3.81	

Wtd Avg - Simple weighted average



Commodity Variety	Unit	NORTHEAST U.S.				SOUTHEAST U.S.				MIDWEST U.S.			
		Price Range	Stores with Ads	Wtd Avg Price	% Marked Local	Price Range	Stores with Ads	Wtd Avg Price	% Marked Local	Price Range	Stores with Ads	Wtd Avg Price	% Marked Local
FRUITS - ORGANIC													
Apples Fuji	per pound	1.88-2.49	126	2.04						1.29-1.79	228	1.64	
Apples Fuji	2 lb bag	4.99	255	4.99		2.99-3.00	427	2.99		2.49-3.99	611	3.22	
Apples Gala	per pound	1.88-2.49	237	2.16						1.29-1.69	220	1.64	
Apples Gala	3 lb bag	4.99	8	4.99		3.50	200	3.50					
Apples Gala	2 lb bag	2.99-4.99	445	4.14		2.99-3.00	442	2.99		1.99-3.99	635	3.25	
Apples Granny Smith	per pound	1.49-2.49	192	2.15						1.69	192	1.69	
Apples Granny Smith	2 lb bag	2.99-4.99	445	4.14		2.99-3.00	442	2.99		2.99-3.99	536	3.25	
Apples Honeycrisp	per pound									2.89	7	2.89	
Apples Honeycrisp	2 lb bag									7.99	11	7.99	
Apples Pink Lady/Cripps Pink	per pound	1.99	110	1.99		1.99	26	1.99		1.99	61	1.99	
Apples Pink Lady/Cripps Pink	2 lb bag					2.99-4.99	411	3.06		2.99-3.49	292	3.01	
Apples Red Delicious	per pound	1.69	43	1.69									
Apples Red Delicious	2 lb bag	2.99	190	2.99		2.99	15	2.99					
Apples, Processed Juice	64 oz (1/2 gallon)	2.49-2.50	96	2.49		2.00-2.09	1,157	2.07		2.79	36	2.79	
Apples, Processed Juice Marked Cider	128 oz (1 gallon)					7.99	26	7.99					
Avocados Hass	each	1.25-2.50	137	1.83		1.50	63	1.50		2.00	127	2.00	
Bananas	per pound	0.59-0.89	48	0.86									
Blueberries	6 oz package	2.00-4.99	562	3.26		2.00-3.00	427	2.93		1.99-3.50	583	3.09	
Blueberries	1 pint package	3.50-4.99	433	4.68		3.00-4.99	69	3.06					
Clementines	2 lb bag	7.99	255	7.99						3.99-5.99	192	4.27	
Grapefruit Red	per pound	1.99	70	1.99						1.99	8	1.99	
Grapes Red Seedless	per pound	5.00	260	5.00									
Grapes White Seedless Type	per pound	5.00	260	5.00									
Kiwifruit Hayward	each	3.49	30	3.49									
Kiwifruit Hayward	1 lb bag	3.49-4.99	710	4.32						2.99-3.99	56	3.88	
Lemons	each	0.67	28	0.67									
Lemons	2 lb bag	4.99	261	4.99						2.99-3.99	9	3.66	
Misc Berries Blackberries	5.6 - 6 oz package	4.00-4.99	268	4.03		2.00-2.99	113	2.72		2.99	261	2.99	
Oranges Navel	each	1.00-1.67	34	1.41									
Oranges Navel	per pound	1.25-1.99	35	1.36						1.88	10	1.88	
Oranges	3 lb bag	4.99-6.99	288	6.76						3.99	88	3.99	

Wtd Avg - Simple weighted average



Commodity Variety	Unit	NORTHEAST U.S.				SOUTHEAST U.S.				MIDWEST U.S.			
		Price Range	Stores with Ads	Wtd Avg Price	% Marked Local	Price Range	Stores with Ads	Wtd Avg Price	% Marked Local	Price Range	Stores with Ads	Wtd Avg Price	% Marked Local
Navel													
Oranges Navel	4 lb bag	6.99	8	6.99									
Oranges Valencia	4 lb bag					3.50-4.99	150	4.68					
Pears Bartlett	per pound	1.99	30	1.99									
Pears Bosc	per pound	1.99	6	1.99									
Pears D'Anjou	per pound	1.99	80	1.99		1.99	89	1.99		1.99	66	1.99	
Pineapples	each	3.00	70	3.00		3.00	89	3.00		3.00	61	3.00	
Raspberries Red	6 oz package	4.00	260	4.00		2.00-3.00	494	2.94		2.99-3.00	239	3.00	
Strawberries	1 lb package	2.99	74	2.99		2.99	957	2.99					
Tangerines	2 lb bag	5.99	415	5.99									

ONIONS AND POTATOES

Onions, Dry Red	per pound	0.69-1.49	744	1.01		0.89-0.99	36	0.90		0.69-1.00	228	0.81	
Onions, Dry Red	2 lb bag	1.50-1.99	95	1.82						0.99-1.29	21	1.16	
Onions, Dry White	per pound	0.89-0.99	66	0.90		0.79	34	0.79		0.79-1.00	30	0.87	
Onions, Dry White	2 lb bag									0.99	9	0.99	
Onions, Dry Yellow	per pound	0.79-0.99	488	0.97		0.58-1.29	206	0.92		0.39-0.99	20	0.90	
Onions, Dry Yellow	2 lb bag	0.99-1.79	201	1.52		0.98-1.00	50	0.99		0.79-1.29	128	1.24	
Onions, Dry Yellow	3 lb bag	0.99-2.50	424	2.27		0.99-2.50	772	1.76		0.99-2.00	346	1.78	
Onions, Dry Yellow	5 lb bag					3.99	78	3.99					
Onions, Dry Yellow Marked Sweet	per pound	0.89-1.49	668	1.07		0.98-1.19	38	1.08		0.69-1.29	327	1.11	
Onions, Dry Yellow Marked Sweet	2 lb bag									2.49-2.99	37	2.77	
Onions, Dry Yellow Marked Sweet	3 lb bag					2.50-2.98	118	2.54		2.98	9	2.98	
Potatoes Round Red	per pound	0.99-1.49	343	1.08		0.88	78	0.88					
Potatoes Round Red	3 lb bag	2.50	18	2.50		2.99	8	2.99		1.79-2.99	33	2.37	
Potatoes Round Red	5 lb bag	2.99-3.99	562	3.82		2.99-3.99	340	3.85		1.39-3.99	518	2.86	
Potatoes Round White	3 lb bag	2.50	18	2.50									
Potatoes Round White	5 lb bag	2.99	49	2.99		1.99-3.00	44	2.27					
Potatoes Russet	per pound	0.79-1.29	698	0.98		0.49-0.99	166	0.76		0.69-0.99	185	0.78	
Potatoes Russet	3 lb bag	2.50	18	2.50		0.99	2	0.99		0.99-2.99	35	1.58	
Potatoes Russet	5 lb bag	0.99-2.99	1,232	2.33		1.79-3.99	1,582	3.21		0.99-2.99	395	2.51	
Potatoes Russet	10 lb bag	3.99	64	3.99		3.49-4.99	579	4.86		1.99-3.99	52	2.52	
Potatoes Russet	8 lb bag	2.99-3.49	31	3.14		2.99-3.49	316	3.12		2.50-3.49	21	2.97	

Wtd Avg - Simple weighted average



Commodity Variety	Unit	NORTHEAST U.S.				SOUTHEAST U.S.				MIDWEST U.S.			
		Price Range	Stores with Ads	Wtd Avg Price	% Marked Local	Price Range	Stores with Ads	Wtd Avg Price	% Marked Local	Price Range	Stores with Ads	Wtd Avg Price	% Marked Local
Potatoes Yellow Type	per pound	0.89-1.49	264	1.47						0.33	8	0.33	
Potatoes Yellow Type	3 lb bag	2.50-5.99	40	4.42		5.99	220	5.99		1.49-2.99	161	2.05	
Potatoes Yellow Type	5 lb bag	2.99-3.99	344	3.88		2.99-3.99	313	3.29		2.50-3.49	153	2.67	
ONIONS AND POTATOES - ORGANIC													
Onions, Dry Red	2 lb bag									3.99	127	3.99	
Onions, Dry Red	3 lb bag	4.99	48	4.99									
Onions, Dry White	per pound	0.99	110	0.99		0.99	26	0.99		0.99-1.45	72	1.06	
Onions, Dry White	2 lb bag									3.99	127	3.99	
Onions, Dry White	3 lb bag					2.98	2	2.98					
Onions, Dry Yellow	2 lb bag									3.99	11	3.99	
Onions, Dry Yellow	3 lb bag	4.99	48	4.99						2.50-3.99	29	3.21	
Onions, Dry Yellow Marked Sweet	per pound					1.48	200	1.48					
Onions, Dry Yellow Marked Sweet	2 lb bag									3.99	127	3.99	
Potatoes Round Red	per pound	0.99	30	0.99									
Potatoes Round Red	3 lb bag	2.99	5	2.99		3.50	31	3.50		1.99-3.99	81	3.17	
Potatoes Russet	3 lb bag									2.99	22	2.99	
Potatoes Russet	5 lb bag	3.49-3.99	13	3.80									
Potatoes Yellow Type	per pound									1.49	11	1.49	
Potatoes Yellow Type	3 lb bag	2.99	5	2.99		3.50	31	3.50		2.99	50	2.99	
VEGETABLES													
Asparagus Green	per pound	2.99-3.99	240	3.36		1.99-2.99	1,194	2.96		2.99	79	2.99	
Bok Choy	per pound	1.29	8	1.29									
Beans Round Green Type	per pound	1.99	5	1.99		1.28	31	1.28		0.99-1.69	66	1.26	
Broccoli	per pound									0.99-2.50	85	1.27	
Broccoli	per bunch									2.00-2.99	161	2.62	
Broccoli Crown Cut	per pound	0.97-2.99	929	1.78		1.28-2.99	751	1.63		0.88-2.49	1,134	1.39	
Brussels Sprouts	per pound	1.99-2.99	321	2.86		1.99-2.50	375	2.45		0.99-2.49	91	2.02	
Beets	per bunch					0.58	18	0.58					
Beets	per pound									0.33-0.49	37	0.46	19
Cabbage Round Green Type	per pound	0.33-0.79	395	0.71	12	0.39-0.59	1,323	0.49		0.49-0.69	181	0.59	
Carrots	per pound	0.79	8	0.79						0.48	8	0.48	

Wtd Avg - Simple weighted average



Commodity Variety	Unit	NORTHEAST U.S.				SOUTHEAST U.S.				MIDWEST U.S.			
		Price Range	Stores with Ads	Wtd Avg Price	% Marked Local	Price Range	Stores with Ads	Wtd Avg Price	% Marked Local	Price Range	Stores with Ads	Wtd Avg Price	% Marked Local
Carrots	1 lb bag	0.88-0.89	67	0.89		0.79	9	0.79		1.50	14	1.50	
Carrots	2 lb bag	0.99-1.50	41	1.23		0.99-1.50	264	1.08		1.19-1.79	388	1.40	3
Carrots	per bunch	2.50	86	2.50									
Carrots Baby Peeled	1 lb bag	0.97-2.00	1,307	1.35		0.99-1.50	461	1.24		0.99-1.67	649	1.28	
Carrots Baby Peeled	2 lb bag	1.89-2.99	339	2.12		1.50-2.50	637	2.39		1.94-2.50	73	2.10	
Cauliflower	each	1.99-2.99	497	2.47		2.29-3.49	1,056	2.39		0.99	69	0.99	
Cauliflower	per pound									0.99-2.50	34	1.70	
Celery	each	0.99-1.99	256	1.55		0.77-1.50	35	1.30		1.00-2.50	140	1.59	
Celery	per pound					1.29	2	1.29					
Celery Hearts	each	1.99-3.50	912	2.55		2.50	518	2.50		1.50-2.50	182	2.46	
Celery Hearts	per pound	2.49	8	2.49									
Chinese Cabbage	per pound	1.29	8	1.29									
Cilantro	per bunch	0.50-0.99	465	0.88		0.34-0.50	86	0.43		0.33-0.50	101	0.46	
Corn-Sweet	each									0.67	17	0.67	
Cucumbers	each	0.33-0.80	181	0.60		0.50-1.25	398	0.74		0.33-1.67	643	0.70	
Cucumbers	per pound									0.48	8	0.48	
Cucumbers Long Seedless-Greenhouse	each	0.99-1.99	661	1.75		0.87-1.67	2,590	1.45		0.50-1.50	617	1.15	
Eggplant	per pound	0.99-1.79	338	1.03		0.50-1.29	36	0.54		0.69-1.69	41	1.09	
Eggplant	each					0.88-1.50	49	1.27					
Garlic	per sleeve									0.99	22	0.99	
Greens Collard	per bunch					3.00	518	3.00					
Greens Collard	per pound	1.19-1.29	79	1.28									
Greens Collard	1 lb bag	2.50-3.00	37	2.88		2.00-2.99	10	2.20		2.50	6	2.50	
Greens Kale	per bunch	1.99-2.50	85	2.02									
Greens Kale	per pound	1.19-1.29	79	1.28									
Greens Kale	1 lb bag	2.50-3.00	443	2.53		2.99	2	2.99					
Greens Mustard	per pound	1.19	9	1.19		1.89	14	1.89					
Greens Swiss Chard	per bunch	1.99	80	1.99									
Greens Turnip Tops	per pound	1.19	9	1.19		1.89	14	1.89					
Lettuce, Iceberg	each	0.89-1.99	457	1.25		0.98-1.59	1,406	1.05		0.69-1.79	337	1.30	
Lettuce, Other Green Leaf	each	1.50-1.79	118	1.55		1.50	2	1.50		1.99	80	1.99	
Lettuce, Other	per pound									0.79	15	0.79	

Wtd Avg - Simple weighted average



Commodity Variety	Unit	NORTHEAST U.S.				SOUTHEAST U.S.				MIDWEST U.S.			
		Price Range	Stores with Ads	Wtd Avg Price	% Marked Local	Price Range	Stores with Ads	Wtd Avg Price	% Marked Local	Price Range	Stores with Ads	Wtd Avg Price	% Marked Local
Green Leaf													
Lettuce, Other Red Leaf	each	1.50-1.79	118	1.55		1.50	2	1.50		1.99	80	1.99	
Lettuce, Other Red Leaf	per pound									0.79	15	0.79	
Lettuce, Romaine	each	0.99-1.79	51	1.50						0.99	3	0.99	
Lettuce, Romaine	per pound									0.79-1.49	149	1.03	
Lettuce, Romaine Hearts	3 count package	2.50-3.99	1,011	3.24		2.99-3.00	674	2.99		1.50-2.99	92	2.25	
Mushrooms Portobella	8 oz package	1.67-2.00	73	1.96		2.50	11	2.50		2.50	12	2.50	
Mushrooms Portobella	6 oz package	2.50	70	2.50		2.99	6	2.99					
Mushrooms White	per pound	2.49	22	2.49		2.49	220	2.49					
Mushrooms White	8 oz package	1.67-2.00	715	1.86		1.50-1.99	642	1.86		0.99-2.50	933	1.72	
Onions Green	per bunch	0.45-0.67	290	0.65		0.34-0.50	23	0.37		0.25-1.50	209	0.62	
Peppers, Bell Type Green	per pound	1.29-1.99	251	1.56		0.78-0.99	70	0.79		0.99-1.69	47	1.30	
Peppers, Bell Type Green	each	0.59-1.00	679	0.96		0.58-1.25	1,849	0.67		0.50-1.00	492	0.77	
Peppers, Bell Type Orange	per pound	2.99	14	2.99						2.99	16	2.99	
Peppers, Bell Type Orange	each	1.49-1.67	464	1.60		0.69-1.50	144	1.28		0.99-1.79	377	1.18	
Peppers, Bell Type Orange-Greenhouse	per pound	2.88	19	2.88									
Peppers, Bell Type Orange-Greenhouse	each					1.00	78	1.00					
Peppers, Bell Type Red	per pound	1.99-3.29	208	2.99		1.99-2.99	28	2.92		2.99	16	2.99	
Peppers, Bell Type Red	each	1.49-1.67	464	1.60		0.69-1.50	144	1.28		0.99-1.79	381	1.18	
Peppers, Bell Type Red-Greenhouse	per pound	2.88	19	2.88									
Peppers, Bell Type Red-Greenhouse	each					1.00	78	1.00					
Peppers, Bell Type Yellow	per pound	2.99-3.29	77	3.24						2.99	16	2.99	
Peppers, Bell Type Yellow	each	1.49-1.67	464	1.60		0.69-1.50	144	1.28		0.99-1.79	388	1.18	
Peppers, Bell Type Yellow-Greenhouse	per pound	2.88	19	2.88									
Peppers, Bell Type Yellow-Greenhouse	each					1.00	78	1.00					
Peppers, Other Jalapeno	per pound	0.99-1.99	88	1.90						0.59-0.69	54	0.67	
Peppers, Other Mixed Mini Sweet Types	1 lb package					1.95	136	1.95					
Peppers, Other Serrano	per pound									0.69-0.79	41	0.76	
Radishes	per bunch									0.50-0.99	81	0.57	
Radishes	1 lb bag									1.99	116	1.99	
Salad Mixed Types	10 - 12 oz package	0.79-3.00	1,426	2.40		0.79-3.49	374	1.62		0.79-3.00	345	2.08	
Salad Mixed Types	5 - 9 oz package	2.00-3.34	1,271	2.64		0.99-3.49	1,466	2.53		2.00-3.50	408	2.76	6
Spinach	per bunch									0.99	22	0.99	

Wtd Avg - Simple weighted average



Commodity Variety	Unit	NORTHEAST U.S.				SOUTHEAST U.S.				MIDWEST U.S.			
		Price Range	Stores with Ads	Wtd Avg Price	% Marked Local	Price Range	Stores with Ads	Wtd Avg Price	% Marked Local	Price Range	Stores with Ads	Wtd Avg Price	% Marked Local
Spinach Flat, Baby Type	10 oz package	3.00	28	3.00						2.50-3.88	11	3.13	
Spinach Flat, Baby Type	1 lb package	2.99	79	2.99									
Spinach Flat, Baby Type	8 oz package					2.00	34	2.00		2.00-3.00	201	2.06	
Spinach Flat, Baby Type	9 oz package					2.50	78	2.50					
Spinach Flat, Baby Type	5 - 6 oz package	1.99-2.99	94	2.76		1.99-2.78	1,363	2.42		2.50	11	2.50	
Squash Acorn	per pound	0.69-0.99	298	0.97									
Squash Butternut	per pound	0.69-0.99	473	0.97						0.79	3	0.79	
Squash Grey	per pound									0.79	23	0.79	
Squash Spaghetti	per pound	0.69-0.99	378	0.97									
Squash Yellow Crookneck/Straightneck	per pound	0.89-1.79	355	1.54		0.78-1.99	716	1.48		0.99-1.49	907	1.09	
Squash Zucchini	per pound	0.89-1.79	937	1.31		0.78-1.99	1,080	1.41		0.69-1.49	1,703	1.15	
Sweet Potatoes	per pound	0.59-0.99	601	0.94		0.75-0.99	243	0.82		0.69-1.29	173	1.07	
Tomatoes	per pound	1.49-2.99	26	1.95		0.77-3.49	1,428	2.18		2.97	192	2.97	
Tomatoes Vine Ripes	per pound	1.49-2.99	75	1.85		1.49-1.79	543	1.69		1.49-1.99	83	1.66	
Tomatoes Vine Ripes-Greenhouse	per pound									1.99	15	1.99	
Tomatoes Vine Ripes, On The Vine-Greenhouse	per pound	1.29-2.99	405	2.32		1.27-1.69	257	1.33		1.39-2.99	363	2.06	
Tomatoes, Cherry	1 pint package									2.00-2.50	36	2.33	
Tomatoes, Grape Type	1 pint package	1.50-2.99	453	2.21		1.99-2.50	657	2.46		1.99-2.50	303	2.05	
Tomatoes, Grape Type	10 oz package	2.50-3.50	214	3.03		2.49	12	2.49		1.49-2.99	146	2.39	
Tomatoes, Plum Type Roma	per pound	0.89-2.99	189	1.32		0.89-1.79	303	1.05		0.89-2.50	444	1.44	
Tomatillos	per pound									0.58-0.69	68	0.66	
Vegetables Other Cactus Leaf (Nopales)	per pound									0.59-0.69	17	0.64	

VEGETABLES - ORGANIC

Beans Round Green Type	per pound									0.99-1.99	31	1.60	
Broccoli	per pound					1.98	31	1.98		1.99	152	1.99	
Beets	per bunch	1.79-2.00	28	1.95									
Carrots	per pound									1.29	11	1.29	
Carrots	1 lb bag	1.29-1.50	11	1.40									
Carrots	per bunch	2.99	49	2.99									

Wtd Avg - Simple weighted average



Commodity Variety	Unit	NORTHEAST U.S.				SOUTHEAST U.S.				MIDWEST U.S.			
		Price Range	Stores with Ads	Wtd Avg Price	% Marked Local	Price Range	Stores with Ads	Wtd Avg Price	% Marked Local	Price Range	Stores with Ads	Wtd Avg Price	% Marked Local
Carrots Baby Peeled	1 lb bag	1.50-2.50	446	2.12		0.99-1.99	428	1.52		1.49-2.00	449	1.78	
Cauliflower	each					3.49	78	3.49					
Celery	each	1.69	21	1.69		1.50	31	1.50					
Celery Hearts	each	2.69-3.99	350	3.56		2.79	78	2.79					
Cucumbers	each	0.99	74	0.99		0.99-1.00	1,039	0.99					
Cucumbers Long Seedless- Greenhouse	each					2.00	31	2.00					
Greens Kale	per bunch	2.50	70	2.50		1.25-1.49	494	1.47		1.49	11	1.49	
Greens Kale	1 lb bag									1.49	4	1.49	
Greens Swiss Chard	per bunch	2.50	21	2.50									
Lettuce, Iceberg	each	2.99-3.50	46	3.13									
Lettuce, Romaine Hearts	3 count package	2.88-4.99	373	4.05						2.99-3.49	189	3.31	
Mushrooms White	8 oz package	1.99-3.00	21	2.62									
Mushrooms White	6 oz package	2.99	21	2.99									
Onions Green	per bunch	0.99-1.29	436	1.28									
Peppers, Bell Type Green	each					1.89	957	1.89					
Peppers, Bell Type Orange	per pound					2.99	63	2.99		2.99	11	2.99	
Peppers, Bell Type Orange	each	1.89	74	1.89		1.89	957	1.89					
Peppers, Bell Type Red	per pound	2.99	110	2.99		2.99	89	2.99		2.99	61	2.99	
Peppers, Bell Type Red	each	1.89	74	1.89									
Peppers, Bell Type Yellow	per pound	2.99	110	2.99		1.99-2.99	89	2.70		2.99	61	2.99	
Peppers, Bell Type Yellow	each	1.89	74	1.89		1.89	957	1.89					
Radishes	per bunch	1.99-2.00	98	1.99									
Salad Mixed Types	1 lb bag	3.49-5.49	596	4.28		3.49-5.00	437	3.76		3.49-3.99	655	3.50	
Salad Mixed Types	10 - 12 oz package	4.99-5.99	553	5.12						3.99-4.99	154	4.04	
Salad Mixed Types	5 - 9 oz package	2.50-3.99	1,206	3.05		2.99-3.00	1,584	2.99		1.88-3.77	1,165	2.77	
Spinach Flat, Baby Type	10 oz package	4.99	70	4.99									
Spinach Flat, Baby Type	5 - 6 oz package					3.00	11	3.00		3.00	5	3.00	
Squash Yellow Crookneck/Straightneck	per pound									0.69	6	0.69	
Squash Zucchini	per pound									0.69	18	0.69	
Sweet Potatoes	per pound									1.59	11	1.59	
Tomatoes	per pound					2.99	1,135	2.99					
Tomatoes Vine Ripes	per pound	3.99	43	3.99		3.99	43	3.99		2.49	43	2.49	

Wtd Avg - Simple weighted average



Commodity Variety	Unit	NORTHEAST U.S.				SOUTHEAST U.S.				MIDWEST U.S.			
		Price Range	Stores with Ads	Wtd Avg Price	% Marked Local	Price Range	Stores with Ads	Wtd Avg Price	% Marked Local	Price Range	Stores with Ads	Wtd Avg Price	% Marked Local
Tomatoes, Grape Type	1 pint package	2.44-3.49	440	2.81		2.00-3.49	109	3.07		2.50-3.49	15	3.03	
Tomatoes, Grape Type	10 oz package									2.50-2.99	601	2.56	

OTHER SPECIALTY CROPS ITEMS

Hemp Protein	16 oz package	14.99	70	14.99		15.49	31	15.49					
Hemp Seeds-Shelled	7 oz package	13.79	40	13.79									
Hemp Seeds-Shelled	8 oz package	9.99	70	9.99		7.99	31	7.99					
Hemp Seeds-Shelled	16 oz package					13.49	31	13.49					

OTHER SPECIALTY CROPS ITEMS - ORGANIC

Hemp Protein	16 oz package	19.99	30	19.99									
Hemp (Seeds) Oil	4 oz					8.99	31	8.99					
Hemp Seeds-Shelled	4 oz package	4.99	70	4.99									
Hemp Seeds-Shelled	7 oz package					9.99	31	9.99					
Hemp Seeds-Shelled	8 oz package	13.99	30	13.99		8.79	31	8.79					
Hemp Seeds-Shelled	12 oz package	15.99-18.99	70	17.70		12.74	31	12.74					
Hemp Seeds-Shelled	16 oz package					12.74	31	12.74					

SEASONAL ITEMS

Chayote	each	0.80	21	0.80									
Daffodil	bunched 10s									3.00	18	3.00	
Rose, Hybrid Tea	bunched 12s	6.00-14.99	107	12.78		9.99	111	9.99		6.99	37	6.99	
Tulips	bunched 10s	4.99	72	4.99		6.99	78	6.99		5.00-8.99	250	6.40	

Commodity Variety	Unit	SOUTH CENTRAL U.S.				SOUTHWEST U.S.				NORTHWEST U.S.			
		Price Range	Stores with Ads	Wtd Avg Price	% Marked Local	Price Range	Stores with Ads	Wtd Avg Price	% Marked Local	Price Range	Stores with Ads	Wtd Avg Price	% Marked Local
FRUITS													
Apples Braeburn	per pound	1.29	12	1.29		0.89-1.59	45	1.01		0.79-0.89	28	0.81	
Apples	per pound	0.77-1.49	406	1.11		0.50-1.49	1,280	1.15		0.88-	20	0.94	45

Wtd Avg - Simple weighted average



Commodity Variety	Unit	SOUTH CENTRAL U.S.				SOUTHWEST U.S.				NORTHWEST U.S.			
		Price Range	Stores with Ads	Wtd Avg Price	% Marked Local	Price Range	Stores with Ads	Wtd Avg Price	% Marked Local	Price Range	Stores with Ads	Wtd Avg Price	% Marked Local
Fuji										0.98			
Apples Fuji	5 lb bag	3.49-3.99	118	3.86						3.99	20	3.99	
Apples Gala	per pound	0.99-1.49	281	1.32		0.50-0.89	109	0.68		0.99	36	0.99	
Apples Gala	3 lb bag	1.99-2.99	339	2.31		1.99	35	1.99					
Apples Gala	5 lb bag	3.49-3.99	118	3.86									
Apples Golden Delicious	per pound	0.34-1.29	21	0.88		1.59	8	1.59					
Apples Golden Delicious	3 lb bag	2.50	60	2.50									
Apples Granny Smith	per pound	0.99-1.49	188	1.38		0.50-1.49	519	1.47					
Apples Granny Smith	3 lb bag	2.99	110	2.99									
Apples Honeycrisp	per pound	0.97-2.29	260	1.46		0.87-2.49	859	1.69		0.78-2.99	426	1.56	49
Apples Honeycrisp	3 lb bag	2.49	229	2.49									
Apples Jonagold	5 lb bag	3.49-3.88	65	3.84									
Apples Jonathan	3 lb bag	2.99	63	2.99									
Apples Jonathan	5 lb bag	3.49-3.88	110	3.86									
Apples McIntosh	3 lb bag	2.99	63	2.99									
Apples Pink Lady/Cripps Pink	per pound	0.99-1.79	219	1.30		0.69	7	0.69					
Apples Pink Lady/Cripps Pink	3 lb bag	2.49	111	2.49									
Apples Red Delicious	per pound	1.29-1.49	155	1.47		0.99-1.59	388	1.00					
Apples Red Delicious	3 lb bag	2.50-2.99	179	2.83									
Apples, Processed Juice	64 oz (1/2 gallon)	0.88-2.68	815	1.62		0.99-2.00	402	1.73		0.99-2.00	298	1.65	
Apples, Processed Juice	96 oz (3/4 gallon)	1.99	56	1.99									
Apples, Processed Juice	128 oz (1 gallon)					1.67	14	1.67					
Apples, Processed Juice Marked Cider	64 oz (1/2 gallon)	0.98-1.50	158	1.46		0.99-1.25	12	1.01		0.99	33	0.99	
Avocados Hass	each	0.25-2.50	1,038	0.94		0.25-2.00	1,681	1.20		0.68-2.50	516	1.36	1
Avocados Hass	per pound					0.99	45	0.99		1.00	9	1.00	
Bananas	per pound	0.29-0.79	128	0.44		0.33-0.50	117	0.42		0.49-0.58	60	0.55	
Blueberries	6 oz package	0.97-2.99	214	1.77		1.25-3.99	371	2.16		1.25-3.34	192	3.06	
Blueberries	1 pint package	1.50-3.99	1,086	2.52		1.50-2.50	612	1.94		2.48	6	2.48	
Blueberries	18 oz package	3.98-4.99	125	4.19		2.50-5.99	561	3.79		3.99-5.99	297	5.53	
Cantaloups	each	1.77-3.49	155	2.35									
Cantaloups	per pound					0.68	11	0.68		0.68	18	0.68	
Cherries Red Varieties	per pound	4.98-7.99	99	6.38		3.99-5.99	687	5.12					
Clementines	5 lb package	5.98	11	5.98									



Commodity Variety	Unit	SOUTH CENTRAL U.S.				SOUTHWEST U.S.				NORTHWEST U.S.			
		Price Range	Stores with Ads	Wtd Avg Price	% Marked Local	Price Range	Stores with Ads	Wtd Avg Price	% Marked Local	Price Range	Stores with Ads	Wtd Avg Price	% Marked Local
Clementines	3 lb bag	2.98-4.99	588	4.21		1.87-3.99	1,194	2.85	64	3.99-5.00	241	4.92	
Clementines	2 lb bag					1.88	56	1.88					
Grapefruit Red	each	0.50-0.99	233	0.75		0.99	483	0.99		0.50-0.98	46	0.73	
Grapefruit Red	per pound	0.79-0.99	51	0.97		0.50-0.79	43	0.75					
Grapefruit Red	5 lb bag	2.99-4.99	396	3.69		2.99	35	2.99		4.99	5	4.99	
Grapes Black Seedless	per pound	1.99-3.49	158	3.39		1.49-1.69	119	1.65					
Grapes Red Seedless	per pound	0.87-2.99	532	1.38		1.29-2.99	218	1.73		1.48-2.99	272	2.42	
Grapes White Seedless Type	per pound	0.97-2.99	229	1.88		1.49-2.99	205	1.76		1.48-2.99	257	2.44	
Honeydews	each	3.88	40	3.88									
Kiwifruit Hayward	each	0.34-0.50	192	0.40						0.28	19	0.28	
Lemons	each	0.20-0.69	155	0.31		0.20-0.88	87	0.37	10	0.50	21	0.50	
Lemons	per pound					0.79-0.99	52	0.88					
Limes	each	0.05-0.33	171	0.17		0.13-0.33	89	0.30		0.25-0.33	39	0.29	
Limes	per pound					0.50-0.79	115	0.61					
Mangoes	each	0.50-1.50	245	1.13		0.33-1.50	634	1.17		0.89-1.69	45	1.60	
Misc Berries Blackberries	5.6 - 6 oz package	1.50-3.33	629	2.14		1.25-3.99	885	3.55		1.67-3.34	176	3.10	
Misc Citrus Satsuma	per pound					0.79-1.99	71	1.55		1.48-1.78	21	1.72	
Misc Citrus Satsuma	3 lb bag									5.00	10	5.00	
Nectarines Various Yellow Flesh Varieties	per pound	2.19-3.99	229	3.36									
Oranges Navel	each	0.13-1.25	361	0.54	7								
Oranges Navel	per pound	0.59-1.19	466	0.87		0.33-1.29	1,668	0.98	31	0.49-1.49	351	0.84	
Oranges Navel	3 lb bag	1.49-3.98	285	2.70		2.49	317	2.49					
Oranges Navel	4 lb bag	2.49-4.99	213	3.92									
Oranges Navel	8 lb bag	4.99-5.99	347	5.65		2.99-5.99	321	5.09		5.99	17	5.99	
Oranges Valencia	per pound					1.19	10	1.19					
Oranges Valencia	3 lb bag					2.98	11	2.98					
Papaya Maradol/Tainung Types	per pound	0.50-0.98	106	0.78		0.33-0.99	230	0.59		1.39	18	1.39	
Papaya Solo Type	each	0.50	9	0.50									
Peaches Various Yellow Flesh Varieties	per pound	2.19-3.99	229	3.36									
Pears Bartlett	per pound	1.29-1.99	473	1.66		0.99-1.69	383	1.49		1.28-1.99	213	1.48	35
Pears Bosc	per pound	1.29-1.69	264	1.45		0.99-1.69	383	1.49		1.28-1.99	219	1.48	34
Pears	per pound	0.77-1.99	509	1.53		1.49-1.69	338	1.56		0.98-	306	1.40	30

Wtd Avg - Simple weighted average



Commodity Variety	Unit	SOUTH CENTRAL U.S.				SOUTHWEST U.S.				NORTHWEST U.S.			
		Price Range	Stores with Ads	Wtd Avg Price	% Marked Local	Price Range	Stores with Ads	Wtd Avg Price	% Marked Local	Price Range	Stores with Ads	Wtd Avg Price	% Marked Local
D'Anjou Pineapples	each	1.88-2.99	351	2.22		0.99-3.49	698	2.30		1.99			
Pineapples	per pound					0.33-0.98	270	0.66		0.79	20	0.79	
Plums	per pound	2.19	60	2.19									
Raspberries Red	6 oz package	1.67-2.99	369	2.06		0.97-3.99	461	2.96		1.67-3.34	182	3.05	
Strawberries	1 lb package	2.49-4.99	961	3.32	5	1.99-4.99	927	2.57		2.98-3.99	100	3.75	
Tangerines	per pound	0.99	68	0.99		0.99-2.49	67	1.30		1.25-1.99	41	1.59	
Tangerines	5 lb package	3.98-7.88	365	4.41		6.99	260	6.99		8.99	7	8.99	
Tangerines	3 lb bag	3.99-5.00	67	4.60		2.99-5.00	375	4.70		2.67-4.99	465	4.11	
Tangerines	2 lb bag					2.99-3.99	49	3.15		3.98	4	3.98	
Tangelos	per pound	0.79-1.49	22	1.30		0.50-0.69	101	0.68		1.48-1.49	95	1.49	
Tangelos	3 lb bag	2.99-3.99	36	3.59									
Watermelons Red Flesh Seedless Miniature	each	3.99	40	3.99									
FRUITS - ORGANIC													
Apples Fuji	per pound	1.48-1.69	65	1.61		1.49-1.99	179	1.51		1.79-1.99	19	1.90	47
Apples Fuji	2 lb bag	2.99	234	2.99		2.99-3.49	270	3.07		2.99-3.99	208	3.98	
Apples Gala	per pound	1.27-1.69	243	1.37		1.50-1.99	273	1.97		1.99	10	1.99	
Apples Gala	2 lb bag	2.99	279	2.99		2.99-3.49	270	3.07		2.99-3.99	208	3.98	
Apples Granny Smith	per pound	1.27-1.69	212	1.35									
Apples Granny Smith	2 lb bag	2.99	229	2.99		2.99	225	2.99		2.98-3.99	227	3.90	
Apples Honeycrisp	per pound	1.98-3.49	115	2.19		1.98-3.99	516	2.19		1.88-3.49	150	2.80	43
Apples Honeycrisp	2 lb bag	3.99	148	3.99						3.99	2	3.99	
Apples Pink Lady/Cripps Pink	per pound	1.99	71	1.99		1.99	103	1.99		1.99	19	1.99	
Apples Pink Lady/Cripps Pink	2 lb bag	2.99	229	2.99		2.99-3.49	270	3.07		2.98-2.99	21	2.98	
Avocados Hass	each	0.98-1.50	125	1.09		0.98-1.50	86	1.26		1.50-2.00	359	1.85	
Bananas	per pound									0.78-0.98	175	0.80	
Blueberries	6 oz package	2.00-3.99	824	3.26		2.00-4.49	313	2.48		2.50-3.99	183	3.42	
Blueberries	1 pint package	4.99	26	4.99		3.00-4.99	416	3.47					
Clementines	2 lb bag	3.99	115	3.99		3.49-4.29	764	4.02	34	5.00	15	5.00	
Grapefruit Red	each					1.50	171	1.50					
Grapefruit Red	per pound									1.99	32	1.99	
Kiwifruit Hayward	1 lb bag	3.49	45	3.49		2.98-3.49	192	3.10	24	3.49	19	3.49	

Wtd Avg - Simple weighted average



Commodity Variety	Unit	SOUTH CENTRAL U.S.				SOUTHWEST U.S.				NORTHWEST U.S.			
		Price Range	Stores with Ads	Wtd Avg Price	% Marked Local	Price Range	Stores with Ads	Wtd Avg Price	% Marked Local	Price Range	Stores with Ads	Wtd Avg Price	% Marked Local
Lemons	each					0.79	171	0.79		0.79	1	0.79	
Limes	per pound					0.99	50	0.99					
Mangoes	each	0.98	99	0.98		0.98	146	0.98					
Misc Berries Blackberries	5.6 - 6 oz package	2.00-3.99	659	3.51		2.00-4.49	193	2.20		2.50-3.99	106	3.73	
Oranges Navel	per pound	0.98	6	0.98		0.99-1.89	314	1.67		1.49	11	1.49	
Oranges Navel	3 lb bag	3.99	5	3.99		3.99	13	3.99					
Oranges Navel	4 lb bag					4.99	9	4.99	100				
Oranges Valencia	4 lb bag	2.50	99	2.50		2.50	146	2.50					
Pears Bartlett	per pound					1.88-2.29	561	1.93					
Pears D'Anjou	per pound	1.48-1.99	102	1.88		1.88-1.99	620	1.91		1.99	19	1.99	
Pineapples	each	3.00	26	3.00		3.00	367	3.00		2.99	146	2.99	
Pineapples	per pound					1.29	13	1.29					
Raspberries Red	6 oz package	2.00-3.99	301	2.97		2.00-3.00	308	2.46		2.50-3.99	106	3.73	
Strawberries	1 lb package					5.99	8	5.99					
Tangerines	2 lb bag					3.99	17	3.99		3.98-5.99	150	4.15	
ONIONS AND POTATOES													
Onions, Dry Red	per pound	0.79-1.19	371	0.99		0.50-1.49	627	1.21		0.79-1.49	33	1.38	
Onions, Dry White	per pound	0.50-0.99	424	0.91		0.33-0.99	111	0.67		0.79	5	0.79	
Onions, Dry White	2 lb bag					0.99	45	0.99					
Onions, Dry Yellow	per pound	0.39-1.29	228	0.51		0.25-0.69	122	0.34		0.28-0.49	50	0.32	
Onions, Dry Yellow	3 lb bag	1.49-2.50	351	1.89									
Onions, Dry Yellow	5 lb bag									1.78-1.99	28	1.93	
Onions, Dry Yellow Marked Sweet	per pound	0.99	153	0.99		0.88	56	0.88					
Potatoes Round Red	per pound					0.50-0.79	185	0.59					
Potatoes Round Red	3 lb bag	2.99	47	2.99									
Potatoes Round Red	5 lb bag	2.50-3.99	231	3.12		2.50-3.99	280	3.90		3.99	146	3.99	100
Potatoes Round White	per pound	0.49-0.89	36	0.78		0.50-0.79	55	0.76					
Potatoes Russet	per pound	0.49-1.00	69	0.65		0.33-0.89	129	0.58		0.38-0.69	77	0.49	
Potatoes Russet	3 lb bag	0.99	145	0.99									
Potatoes Russet	5 lb bag	0.98-2.50	147	1.74		0.99-1.50	20	1.37		1.50-2.50	63	1.87	
Potatoes Russet	10 lb bag	2.77-4.99	271	3.95		1.49-2.50	64	2.29		2.28	8	2.28	
Potatoes Russet	8 lb bag	2.99	5	2.99		1.59	10	1.59					

Wtd Avg - Simple weighted average



Commodity Variety	Unit	SOUTH CENTRAL U.S.				SOUTHWEST U.S.				NORTHWEST U.S.			
		Price Range	Stores with Ads	Wtd Avg Price	% Marked Local	Price Range	Stores with Ads	Wtd Avg Price	% Marked Local	Price Range	Stores with Ads	Wtd Avg Price	% Marked Local
Potatoes Yellow Type	per pound					0.50	89	0.50					
Potatoes Yellow Type	5 lb bag	2.50	63	2.50		2.50-2.99	187	2.95		3.99	146	3.99	100
ONIONS AND POTATOES - ORGANIC													
Onions, Dry Red	per pound					1.69	53	1.69		1.59	206	1.59	
Onions, Dry White	per pound	0.99-1.45	127	1.29		0.99-1.45	121	1.06		0.99-1.59	244	1.53	
Onions, Dry Yellow	per pound					1.29	8	1.29		1.59	206	1.59	
Onions, Dry Yellow	2 lb bag					2.49	171	2.49					
Onions, Dry Yellow Marked Sweet	per pound					1.99	53	1.99					
Potatoes Russet	per pound					0.99	12	0.99					
Potatoes Russet	5 lb bag					2.99	179	2.99		3.99	12	3.99	
Potatoes Yellow Type	per pound	1.49	82	1.49		1.49	18	1.49		1.49	19	1.49	
VEGETABLES													
Asparagus Green	per pound	1.79-2.99	130	1.90		2.99	380	2.99					
Bok Choy	per pound					0.50	6	0.50					
Beans Round Green Type	per pound	1.39	68	1.39		0.89-1.68	355	1.38		1.68-1.99	37	1.81	
Broccoli	per pound	0.99-2.69	124	1.84		0.79-0.98	18	0.91		0.98	18	0.98	
Broccoli	per bunch					1.49	5	1.49					
Broccoli Crown Cut	per pound	1.29-2.49	381	1.58		0.79-2.99	1,653	1.71		1.39-2.19	31	2.14	
Brussels Sprouts	per pound	2.49	6	2.49		1.99	8	1.99	100				
Beets	per bunch					0.89	37	0.89					
Beets	per pound	0.99	17	0.99		0.50-0.67	60	0.64					
Cabbage Round Green Type	per pound	0.33-0.79	326	0.51		0.25-0.59	112	0.40		0.68-0.78	15	0.74	
Carrots	per pound	0.50-0.69	164	0.57		0.25-0.69	130	0.44					
Carrots	1 lb bag	0.69-1.25	50	0.85									
Carrots	2 lb bag	1.29	12	1.29		1.79	15	1.79		1.28-1.79	113	1.49	
Carrots	per bunch					0.79	10	0.79					
Carrots Baby Peeled	1 lb bag	0.99-1.50	149	1.33		0.88-1.49	324	1.40		0.98-0.99	28	0.99	
Carrots Baby Peeled	2 lb bag	2.50	129	2.50		2.50	264	2.50		1.99	20	1.99	
Cauliflower	each	3.49	5	3.49		2.99-3.00	118	3.00					
Cauliflower	per pound	0.99-1.39	153	1.38		0.98-1.29	328	1.28		0.98-2.38	26	1.33	
Celery	each	0.99-1.49	96	1.05		0.88-0.99	104	0.90		0.98-1.48	39	1.25	



Commodity Variety	Unit	SOUTH CENTRAL U.S.				SOUTHWEST U.S.				NORTHWEST U.S.			
		Price Range	Stores with Ads	Wtd Avg Price	% Marked Local	Price Range	Stores with Ads	Wtd Avg Price	% Marked Local	Price Range	Stores with Ads	Wtd Avg Price	% Marked Local
Celery	per pound					1.39	15	1.39		1.39	28	1.39	
Chinese Cabbage	per pound	0.99	8	0.99		0.50	6	0.50					
Cilantro	per bunch	0.25-0.50	124	0.32		0.25-0.79	661	0.68					
Cucumbers	each	0.25-0.77	425	0.42		0.14-1.25	1,258	0.64		0.50-0.99	278	0.85	
Cucumbers	per pound					1.39	10	1.39					
Cucumbers Long Seedless-Greenhouse	each					0.99	51	0.99		0.75-1.25	197	1.12	
Eggplant	per pound	0.99	158	0.99		0.50	10	0.50		1.29	15	1.29	
Eggplant	each	0.88	99	0.88		0.33-0.99	216	0.90					
Garlic	per sleeve	1.50	79	1.50		1.29	7	1.29					
Greens Collard	per bunch	3.00	49	3.00									
Greens Kale	per bunch	0.99	17	0.99		0.33-1.50	338	0.92		0.98	8	0.98	
Greens Mustard	per bunch	3.00	49	3.00									
Greens Swiss Chard	per bunch					1.99	8	1.99	100				
Lettuce, Iceberg	each	0.77-1.69	386	1.19		0.88-1.69	73	1.01		0.98-1.79	57	1.32	
Lettuce, Other Boston	each					1.99	8	1.99	100				
Lettuce, Other Green Leaf	each					0.88-1.99	126	1.13	6	0.78-1.99	193	1.50	
Lettuce, Other Red Leaf	each					0.88-1.99	126	1.13	6	0.78-1.99	193	1.50	
Lettuce, Romaine	each					0.59-1.99	148	1.09	11	0.99-1.99	210	1.48	
Lettuce, Romaine Hearts	3 count package	2.50-2.99	55	2.94		1.67-2.00	61	1.73		2.00	23	2.00	
Mushrooms White	per pound									2.68-3.88	17	3.32	
Mushrooms White	8 oz package	1.69-2.29	602	1.96		0.99-1.99	241	1.94		1.89-2.49	78	2.09	
Onions Green	per bunch	0.50	5	0.50		0.25-0.79	581	0.73		0.49-0.89	234	0.84	
Peppers, Bell Type Green	per pound					0.89-1.49	27	1.27					
Peppers, Bell Type Green	each	0.25-0.77	216	0.50		0.33-1.25	456	0.88		0.50-0.99	254	0.88	
Peppers, Bell Type Orange	per pound					0.89	10	0.89					
Peppers, Bell Type Orange	each	0.67-1.66	426	0.86		0.50	47	0.50		0.99-1.50	311	1.30	
Peppers, Bell Type Orange-Greenhouse	each	1.39-1.67	16	1.58									
Peppers, Bell Type Red	per pound					0.89	10	0.89					
Peppers, Bell Type Red	each	0.67-1.66	525	0.87		0.50-1.50	213	0.82		0.88-1.50	329	1.27	
Peppers, Bell Type Red-Greenhouse	each	1.39-1.67	16	1.58									
Peppers, Bell Type Yellow	per pound					0.89-2.99	63	2.66					
Peppers, Bell Type Yellow	each	0.67-1.66	426	0.86		0.50	47	0.50		0.99-1.50	347	1.32	
Peppers, Bell Type	each	1.39-1.67	16	1.58									

Wtd Avg - Simple weighted average



Commodity Variety	Unit	SOUTH CENTRAL U.S.				SOUTHWEST U.S.				NORTHWEST U.S.			
		Price Range	Stores with Ads	Wtd Avg Price	% Marked Local	Price Range	Stores with Ads	Wtd Avg Price	% Marked Local	Price Range	Stores with Ads	Wtd Avg Price	% Marked Local
Yellow-Greenhouse													
Peppers, Other Jalapeno	per pound	0.50-0.89	393	0.73		0.33-0.99	135	0.52		0.78-0.99	26	0.93	
Peppers, Other Mixed Mini Sweet Types	1 lb package	3.99	109	3.99									
Peppers, Other Serrano	per pound	0.67-0.79	108	0.70		0.33-0.69	118	0.49					
Radishes	per bunch	0.50-0.99	73	0.96		0.33-0.79	545	0.76		0.49-0.89	234	0.84	
Radishes	1 lb bag	1.29	7	1.29									
Salad Mixed Types	10 - 12 oz package	0.79-3.00	343	2.33		1.25-3.50	520	2.44		0.79-2.50	444	1.21	
Salad Mixed Types	5 - 9 oz package	1.99-2.50	175	2.35		1.50-3.50	554	2.39		1.50-2.50	202	1.68	
Spinach	per bunch	1.69	17	1.69		0.89-1.20	44	0.94					
Spinach Flat, Baby Type	10 oz package									4.00	146	4.00	
Spinach Flat, Baby Type	8 oz package									1.49	20	1.49	
Squash Grey	per pound	0.79-0.99	98	0.83		0.25-0.98	156	0.66					
Squash Yellow Crookneck/Straightneck	per pound	0.97-1.49	564	1.13		0.50-1.29	379	1.23		0.98-1.39	11	1.05	
Squash Zucchini	per pound	0.50-1.49	930	0.98		0.50-1.79	539	1.11		0.98-1.39	11	1.05	
Sweet Potatoes	per pound	0.77-1.29	53	0.84		0.50-1.69	24	1.02		1.29	5	1.29	
Tomatoes	per pound	1.39	108	1.39		0.49	96	0.49		1.48-1.69	13	1.56	
Tomatoes Vine Ripes	per pound	1.49-2.97	149	1.95						1.28-1.69	14	1.46	
Tomatoes Vine Ripes-Greenhouse	per pound	1.68	18	1.68									
Tomatoes Vine Ripes, On The Vine-Greenhouse	per pound	0.99-2.29	462	1.85		0.98-3.49	247	2.14		1.29-2.99	308	2.43	
Tomatoes, Grape Type	1 pint package					2.00	8	2.00					
Tomatoes, Grape Type	10 oz package									2.49	40	2.49	
Tomatoes, Plum Type Roma	per pound	0.50-1.19	680	0.87		0.50-0.99	117	0.68		1.79	206	1.79	
Tomatillos	per pound	0.59-0.89	252	0.81		0.33-0.89	140	0.53		0.78-0.89	26	0.86	
Vegetables Other Cactus Leaf (Nopales)	per pound	0.88	10	0.88		0.50	5	0.50					
VEGETABLES - ORGANIC													
Broccoli	per pound					1.99	68	1.99	18	1.99	161	1.99	
Broccoli Crown Cut	per pound					1.99	4	1.99					
Beets	per bunch	2.50	288	2.50		1.69-2.50	282	1.76		2.48	19	2.48	
Cabbage Red Type	per pound	0.98	6	0.98									
Cabbage Round Green Type	per pound	0.98	6	0.98									

Wtd Avg - Simple weighted average



Commodity Variety	Unit	SOUTH CENTRAL U.S.				SOUTHWEST U.S.				NORTHWEST U.S.			
		Price Range	Stores with Ads	Wtd Avg Price	% Marked Local	Price Range	Stores with Ads	Wtd Avg Price	% Marked Local	Price Range	Stores with Ads	Wtd Avg Price	% Marked Local
Carrots	per pound	1.29	82	1.29		1.29	18	1.29		1.29	19	1.29	
Carrots	1 lb bag	0.98	18	0.98									
Carrots	per bunch	2.50	288	2.50		1.69-2.49	799	2.23	4	2.48	17	2.48	
Carrots Baby Peeled	1 lb bag	1.49-2.00	446	1.59		1.49	225	1.49		1.49-1.99	285	1.85	
Carrots Baby Peeled	2 lb bag									2.99	146	2.99	
Cauliflower	each					3.99	17	3.99					
Cauliflower	per pound					1.99	60	1.99		1.99-2.99	168	2.03	
Celery	each	1.48	6	1.48						1.29-1.99	33	1.67	
Cucumbers	each	0.98	6	0.98									
Eggplant	each	1.48	6	1.48									
Greens Collard	per bunch									2.00	11	2.00	
Greens Kale	per bunch	1.49-2.50	468	2.14		1.50-1.69	329	1.68		1.49-2.50	121	1.75	
Greens Swiss Chard	per bunch	2.50	172	2.50		1.50	4	1.50					
Lettuce, Other Green Leaf	each					1.99	4	1.99	100				
Lettuce, Other Red Leaf	each					1.99	4	1.99	100				
Lettuce, Romaine Hearts	3 count package	2.99-3.99	21	3.75						3.99	292	3.99	
Mushrooms White	8 oz package									2.99-3.34	352	3.14	
Peppers, Bell Type Green	each					0.99	550	0.99					
Peppers, Bell Type Orange	per pound	2.99	26	2.99		2.99	46	2.99					
Peppers, Bell Type Orange	each	1.25	99	1.25		1.25	146	1.25					
Peppers, Bell Type Red	per pound	2.99	26	2.99		2.99	103	2.99		2.99	19	2.99	
Peppers, Bell Type Red	each	1.25	99	1.25									
Peppers, Bell Type Yellow	per pound	2.99	26	2.99		2.99	50	2.99					
Peppers, Bell Type Yellow	each	1.25	99	1.25		1.25	146	1.25					
Radishes	per bunch					0.99	50	0.99		1.99	19	1.99	
Salad Mixed Types	1 lb bag	5.00	16	5.00		3.49-5.00	476	4.88		5.00	216	5.00	
Salad Mixed Types	5 - 9 oz package	1.88-3.49	557	2.80		2.50-3.00	469	2.66		2.50-3.00	18	2.92	
Spinach Flat, Baby Type	10 oz package					3.99	45	3.99					
Squash Acorn	per pound	0.98	6	0.98									
Squash Butternut	per pound	0.98	6	0.98									
Squash Spaghetti	per pound	0.98	6	0.98		0.99	4	0.99					
Squash Yellow Crookneck/Straightneck	per pound	0.98	99	0.98		0.98	146	0.98					
Squash	per pound	0.98	99	0.98		0.98	146	0.98					

Wtd Avg - Simple weighted average



Commodity Variety	Unit	SOUTH CENTRAL U.S.				SOUTHWEST U.S.				NORTHWEST U.S.			
		Price Range	Stores with Ads	Wtd Avg Price	% Marked Local	Price Range	Stores with Ads	Wtd Avg Price	% Marked Local	Price Range	Stores with Ads	Wtd Avg Price	% Marked Local
Zucchini													
Sweet Potatoes	per pound	1.48-1.59	107	1.56		1.59-1.79	68	1.74		1.59	19	1.59	
Tomatoes	per pound									2.99	11	2.99	
Tomatoes Vine Ripes	per pound	2.49	60	2.49									
Tomatoes Vine Ripes, On The Vine-Greenhouse	per pound	1.48	99	1.48		1.48	146	1.48					
Tomatoes, Grape Type	1 pint package					2.00	56	2.00		3.98	21	3.98	
Tomatoes, Grape Type	10 oz package	2.69-2.99	338	2.95						2.99	206	2.99	
Tomatoes, Plum Type Roma	per pound	1.98	6	1.98									
OTHER SPECIALTY CROPS ITEMS													
Hemp Seeds-Shelled	8 oz package					6.99	113	6.99					
OTHER SPECIALTY CROPS ITEMS - ORGANIC													
Hemp Protein	16 oz package					14.99	53	14.99					
Hemp Seeds-Shelled	7 oz package					11.49	53	11.49					
Hemp Seeds-Shelled	12 oz package					15.79	53	15.79					
SEASONAL ITEMS													
Chayote	per pound	0.79	68	0.79									
Rose, Hybrid Tea	bunched 12s	10.00-12.99	52	10.92						9.99-12.99	110	12.34	

Commodity Variety	Unit	ALASKA U.S.				HAWAII U.S.			
		Price Range	Stores with Ads	Wtd Avg Price	% Marked Local	Price Range	Stores with Ads	Wtd Avg Price	% Marked Local
FRUITS									
Apples Braeburn	per pound	1.29	11	1.29					
Apples Fuji	per pound					1.49	21	1.49	
Apples Fuji	3 lb bag					3.89	6	3.89	
Apples Gala	per pound					1.19	4	1.19	

Wtd Avg - Simple weighted average



Commodity Variety	Unit	ALASKA U.S.				HAWAII U.S.			
		Price Range	Stores with Ads	Wtd Avg Price	% Marked Local	Price Range	Stores with Ads	Wtd Avg Price	% Marked Local
Apples Granny Smith	per pound					1.79	6	1.79	
Apples Honeycrisp	per pound	2.49	7	2.49					
Avocados Hass	each	0.88-1.99	36	1.67		2.00	24	2.00	
Bananas	per pound					0.99	7	0.99	
Blueberries	6 oz package					2.98-3.00	26	3.00	
Blueberries	18 oz package	5.39	1	5.39					
Cranberries	12 oz bag	1.67	3	1.67					
Fruit, Other Apple Pears	per pound					1.89	6	1.89	
Grapefruit Red	each	1.25	3	1.25					
Grapefruit Red	5 lb bag	6.99	11	6.99					
Grapes Black Seedless	per pound	3.29	26	3.29					
Grapes Red Seedless	per pound	2.79-3.29	33	3.18		2.69	6	2.69	
Grapes White Seedless Type	per pound	2.79-3.29	33	3.18		2.69	4	2.69	
Misc Berries Blackberries	5.6 - 6 oz package	2.49-3.39	23	2.53					
Oranges Navel	per pound	1.49-2.29	44	2.09		1.48-1.79	47	1.64	
Papaya Maradol/Tainung Types	per pound					1.29	3	1.29	
Pears Bosc	per pound					1.79	23	1.79	
Pears D'Anjou	per pound					1.59	4	1.59	
Pineapples	each	2.98	3	2.98		3.29	6	3.29	
Raspberries Red	6 oz package	2.50-3.59	23	3.02					
Tangerines	3 lb bag	5.99-6.99	8	6.87		3.99	3	3.99	
Tangelos	per pound	1.49	11	1.49					
FRUITS - ORGANIC									
Apples Honeycrisp	per pound	2.49	11	2.49					
Apples Pink Lady/Cripps Pink	per pound					1.99	3	1.99	
Apples, Processed Juice	64 oz (1/2 gallon)	3.50	1	3.50					
Avocados Hass	each	1.29	1	1.29					
Blueberries	6 oz package	2.50	3	2.50					
Blueberries	1 pint package					4.99	3	4.99	
Misc Berries Blackberries	5.6 - 6 oz package	4.00	11	4.00					
Pears Bartlett	per pound					1.99	3	1.99	

Wtd Avg - Simple weighted average



Commodity Variety	Unit	ALASKA U.S.				HAWAII U.S.			
		Price Range	Stores with Ads	Wtd Avg Price	% Marked Local	Price Range	Stores with Ads	Wtd Avg Price	% Marked Local
Pears D'Anjou	per pound					1.99	3	1.99	
Raspberries Red	6 oz package	4.00	11	4.00					
ONIONS AND POTATOES									
Onions, Dry White	per pound					1.19	6	1.19	
Onions, Dry Yellow Marked Sweet	per pound	1.99	26	1.99		1.29	3	1.29	
Potatoes Round Red	per pound					1.89	23	1.89	
Potatoes Russet	per pound	0.79	12	0.79					
Potatoes Russet	5 lb bag					2.50	3	2.50	
Potatoes Russet	10 lb bag	4.99	26	4.99					
Potatoes Yellow Type	per pound					1.89	23	1.89	
ONIONS AND POTATOES - ORGANIC									
Onions, Dry White	per pound					0.99	3	0.99	
VEGETABLES									
Asparagus Green	per pound	4.99	33	4.99					
Broccoli	per pound	2.29	26	2.29					
Broccoli Baby Hybrid Type	per bunch					3.00	23	3.00	
Broccoli Crown Cut	per pound	1.79-2.99	58	2.50		1.99-2.59	27	2.50	
Cabbage Round Green Type	per pound	0.99	7	0.99		0.77	3	0.77	
Cauliflower	per pound	1.98-2.29	29	2.26		2.59	23	2.59	
Celery	each	2.00	1	2.00					
Celery	per pound					0.89	4	0.89	
Cucumbers	each	0.79-1.25	23	0.91					
Cucumbers	per pound					1.69	23	1.69	100
Lettuce, Iceberg	each	1.99	1	1.99					
Lettuce, Other Green Leaf	each	1.59-2.99	34	2.95					
Lettuce, Other Red Leaf	each	1.59-2.99	34	2.95					
Lettuce, Romaine	each	1.59-2.99	34	2.95					
Lettuce, Romaine	per pound					2.39	23	2.39	
Lettuce, Romaine Hearts	3 count package	2.99	3	2.99					

Wtd Avg - Simple weighted average



Commodity Variety	Unit	ALASKA U.S.				HAWAII U.S.			
		Price Range	Stores with Ads	Wtd Avg Price	% Marked Local	Price Range	Stores with Ads	Wtd Avg Price	% Marked Local
Mushrooms White	8 oz package	2.39	11	2.39		2.50	26	2.50	
Onions Green	per bunch	0.59-0.99	12	0.96					
Peppers, Bell Type Green	per pound					1.89	23	1.89	100
Peppers, Bell Type Green	each	0.79-0.99	22	0.89					
Peppers, Bell Type Orange	each	1.69	33	1.69					
Peppers, Bell Type Red	per pound					4.89	6	4.89	
Peppers, Bell Type Red	each	1.69	33	1.69					
Peppers, Bell Type Yellow	each	1.69	33	1.69					
Peppers, Other Mixed Mini Sweet Types	1 lb package	3.98	3	3.98					
Radishes	per bunch	0.99	1	0.99					
Salad Mixed Types	10 - 12 oz package	2.50	11	2.50					
Salad Mixed Types	5 - 9 oz package	2.50	11	2.50					
Spinach Flat, Baby Type	8 oz package					3.99	23	3.99	
Squash Yellow Crookneck/Straightneck	per pound	1.79	11	1.79					
Squash Zucchini	per pound	1.69-1.79	18	1.75					
Tomatoes	per pound					2.18-2.39	26	2.37	88
Tomatoes Vine Ripes-Greenhouse	per pound	2.49	1	2.49					
Tomatoes Vine Ripes, On The Vine-Greenhouse	per pound	1.89	11	1.89					
Tomatoes, Grape Type	1 pint package	2.49	1	2.49					
Tomatoes, Plum Type Roma	per pound	1.99	33	1.99		1.89	3	1.89	
VEGETABLES - ORGANIC									
Broccoli Baby Hybrid Type	per bunch	2.78	3	2.78					
Beets	per bunch	2.78	3	2.78					
Carrots Baby Peeled	1 lb bag	1.99	1	1.99					
Greens Kale	per bunch					2.00	3	2.00	
Greens Swiss Chard	per bunch	1.98	3	1.98					
Peppers, Bell Type Red	per pound					2.99	3	2.99	
Peppers, Bell Type Yellow	per pound					2.99	3	2.99	
Salad Mixed Types	5 - 9 oz package	3.50	11	3.50					
Squash	per pound	1.89	1	1.89					

Wtd Avg - Simple weighted average



Commodity Variety	Unit	ALASKA U.S.				HAWAII U.S.			
		Price Range	Stores with Ads	Wtd Avg Price	% Marked Local	Price Range	Stores with Ads	Wtd Avg Price	% Marked Local
Acorn									
Tomatoes Vine Ripes, On The Vine-Greenhouse	per pound	3.79	1	3.79					

REGIONAL DEFINITIONS

As used in this report, regions include the following states:

NORTHEAST U.S.	Connecticut, Delaware, Massachusetts, Maryland, Maine, New Hampshire, New jersey, New York, Pennsylvania, Rhode Island and Vermont
SOUTHEAST U.S.	Alabama, Florida, Georgia, Mississippi, North Carolina, South Carolina, Tennessee, Virginia and West Virginia
MIDWEST U.S.	Iowa, Illinois, Indiana, Kentucky, Michigan, Minnesota, North Dakota, Nebraska, Ohio, South Dakota and Wisconsin
SOUTH CENTRAL U.S.	Arkansas, Colorado, Kansas, Louisiana, Missouri, New Mexico, Oklahoma, and Texas
SOUTHWEST U.S.	Arizona, California, Nevada and Utah
NORTHWEST U.S.	Idaho, Montana, Oregon, Washington, and Wyoming
ALASKA U.S.	Alaska
HAWAII U.S.	Hawaii