



## Specialty Crops Market News Division

Agricultural  
Marketing  
Service

# National Retail Report - Specialty Crops

Websites: [www.marketnews.usda.gov/mnp/fv-home](http://www.marketnews.usda.gov/mnp/fv-home) and <http://www.ams.usda.gov/mnreports/fvwretail.pdf>  
and [http://www.ams.usda.gov/mnreports/wa\\_lo100.txt](http://www.ams.usda.gov/mnreports/wa_lo100.txt)

Volume XIV - Number 31

Issued Weekly

Friday, July 31, 2020

## Advertised Prices for Specialty Crops at Major Retail Supermarket Outlets ending during the period of 07/25 to 08/06<sup>1,2</sup>

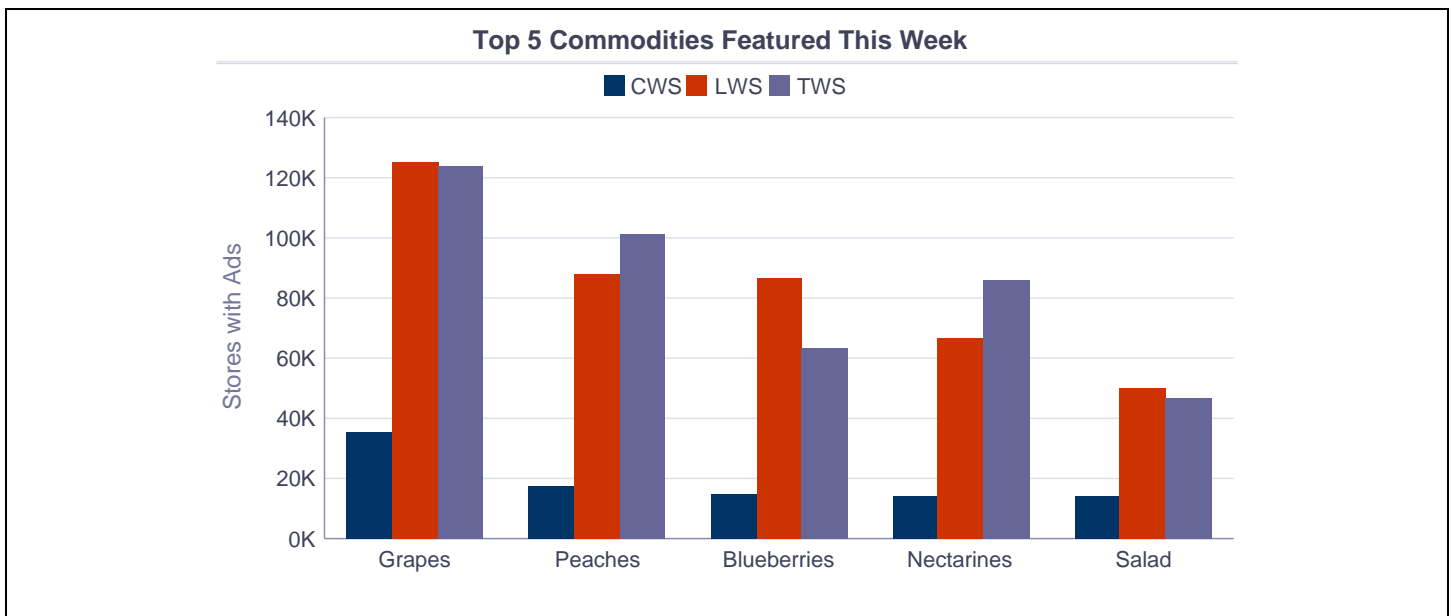
### Rosy Outlook

Only 1.8 percent of retailers opted out of weekly ads this week specifically due to Covid-19 related issues. Nonetheless, the total number of ads continued to be well below years past; this weeks total was 33% below the same week last year. Summers abundance was again the theme in ads, with locally grown items represented in every region nationwide.

Total ad numbers this week were 313,113, no significant change from last weeks 314,302. Ad numbers this week were 33% lower than this week last year. The total number of ads broken out by commodity groups: fruit 190,433 (61% of all ads), onions and potatoes 12,799 (4%), vegetables 105,072 (34%), herbs 2,073, ornamentals 2,736, and hemp 396. The number of ads for organic produce was 46,593, 15% of total ads.

The following are the prices of major advertised items (3,000 plus stores) this week, compared to the same week last year. Significant increases in price for fruit this week included red cherries at 24%, seedless mini watermelons at 16%, blackberries at 13%, mango at 12% and yellow peaches at 10%. Significant decreases included black grapes at 25%, red and white grapes at 19%, organic red grapes at 18%, organic white grapes at 17%, and tangerines at 13%. There were no significant changes for onions and potatoes this week. Significant increases in vegetable prices this week included roma tomatoes at 11%. Significant decreases included only yellow squash at 13%.

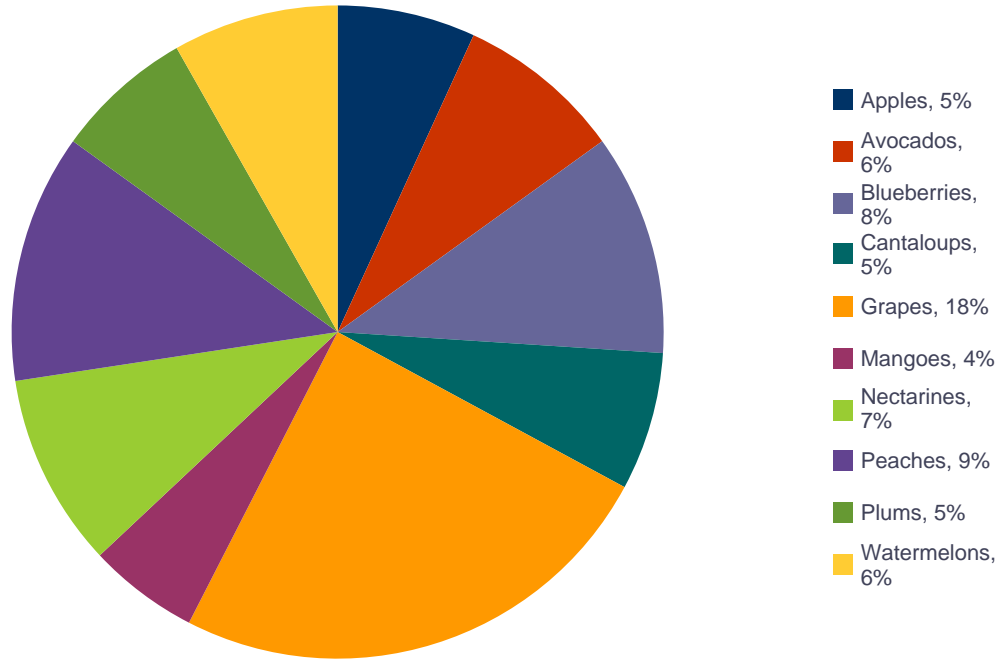
For more detailed information on organic and locally grown produce visit the National Retail--Local and Organic Report at: [http://www.ams.usda.gov/mnreports/wa\\_lo100.txt](http://www.ams.usda.gov/mnreports/wa_lo100.txt)



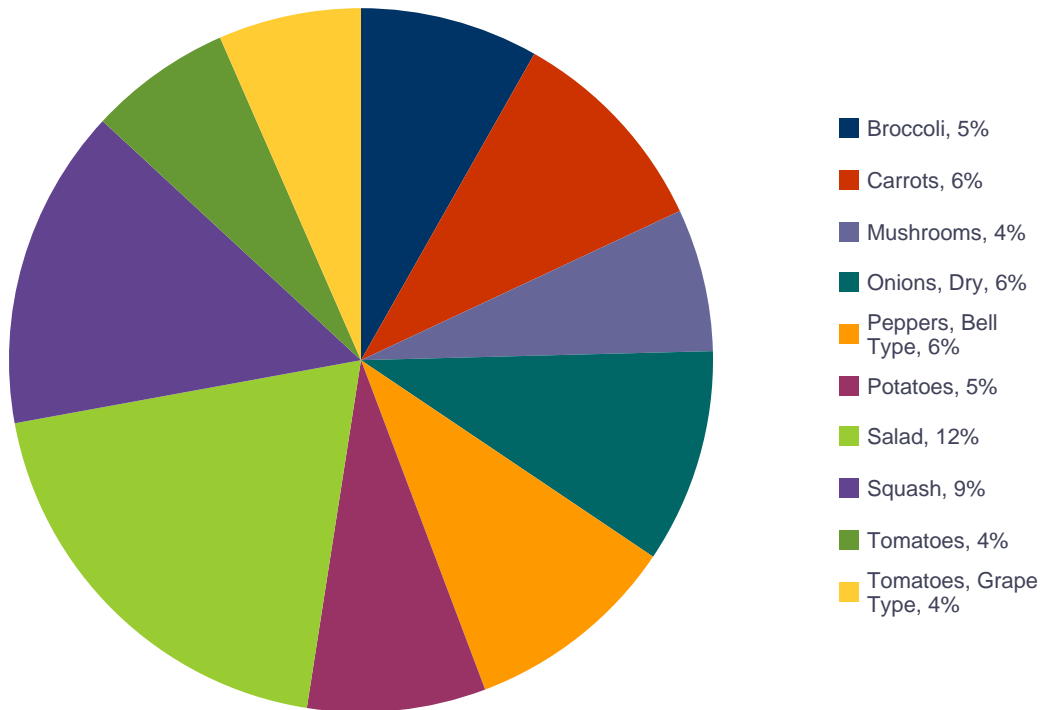
1 - Specialty Crops Market News surveys over 400 retailers, comprising over 30,300 individual stores, with online weekly advertised features.

2 - Date range reflects one week of data collection ending on the report date and encompasses ad pricing good from the Saturday before the report release date through the following Friday.

Top 10 Fruits as Percentage of Total Fruit Ads



Top 10 Vegetables as Percentage of Total Vegetable Ads Including Onions and Potatoes





## NATIONAL SUMMARY

FRUITS								
Commodity	Variety	Unit	THIS WEEK		LAST WEEK		LAST YEAR	
			Stores With Ads	Wtd Avg Price	Stores With Ads	Wtd Avg Price	Stores With Ads	Wtd Avg Price
Apples	Braeburn	per pound	147	1.21	126	1.33	228	1.25
Apples	Fuji	per pound	725	0.94	926	1.54	1,175	1.86
Apples	Fuji	3 lb bag	46	2.68	60	2.98	192	3.95
Apples	Gala	per pound	1,059	1.26	1,485	1.29	6,432	1.72
Apples	Gala	3 lb bag	529	4.43	527	4.42	4,463	4.22
Apples	Golden Delicious	per pound	37	1.05	316	1.22		
Apples	Golden Delicious	3 lb bag	30	2.52				
Apples	Granny Smith	per pound	823	1.50	957	1.41	576	1.23
Apples	Granny Smith	3 lb bag	324	4.46	269	4.91		
Apples	Honeycrisp	per pound	814	3.03	1,460	2.48	3,918	2.06
Apples	Jonagold	per pound	53	0.61	18	1.07	8	0.89
Apples	Mcintosh	3 lb bag	11	2.99	11	2.99	9	1.99
Apples	Pink Lady/Cripps Pink	per pound	377	1.16	419	1.29	287	1.63
Apples	Pink Lady/Cripps Pink	3 lb bag	46	2.68	56	2.49		
Apples	Red Delicious	per pound	320	1.20	693	1.28	576	1.23
Apples	Red Delicious	3 lb bag	369	4.31	282	4.77	587	3.17
Apples	Red Delicious	2 lb bag	9	1.89	30	1.75		
Apples, Processed	Juice	64 oz (1/2 gallon)	5,075	1.78	3,756	1.68	6,214	1.97
Apples, Processed	Juice	128 oz (1 gallon)	88	4.08			59	2.58
Apples, Processed	Juice Marked Cider	64 oz (1/2 gallon)	19	2.03	59	1.30	59	1.83
Apricots		per pound	63	2.86	866	2.59	759	3.21
Avocados	Hass	each	9,608	1.12	9,825	1.12	7,803	1.41
Avocados	Various Greenskin Varieties	each	1,295	1.25	302	0.70	1,746	1.56
Avocados	Various Greenskin Varieties	per pound	34	0.79	34	0.50		
Bananas		per pound	1,174	0.45	713	0.38	3,811	0.79
Blueberries		6 oz package	1,816	2.45	1,098	2.15	912	2.44
Blueberries		1 pint package	7,173	2.29	7,018	2.16	7,424	2.82
Blueberries		18 oz package	1,776	4.38	2,976	3.51	3,176	4.60
Cantaloups		each	7,378	2.41	4,925	2.50	16,244	2.56
Cantaloups		per pound	1,195	0.52	453	0.58	960	0.76
Cherries	Red Varieties	per pound	5,891	3.82	8,433	3.37	15,422	3.77

Wtd Avg - Simple weighted average



Clementines		3 lb bag	1,369	4.80	2,314	4.93	8,308	5.92
Clementines		2 lb bag	601	3.43	467	4.66	542	4.38
Fruit, Other	Apple Pears	each	6	0.50				
Fruit, Other	Cactus Pears	per pound	30	0.58	5	0.79	8	0.89
Fruit, Other	Cactus Pears	each	27	0.20	71	0.35	72	0.35
Grapefruit	Red	each	242	1.25	403	1.02	522	1.05
Grapes	Black Seedless	per pound	5,147	1.63	4,259	1.86	4,525	3.05
Grapes	Red Globe	per pound	255	1.99	181	1.85	378	2.14
Grapes	Red Seedless	per pound	12,483	1.57	9,670	1.95	13,000	2.90
Grapes	White Seedless Type	per pound	9,686	1.58	7,566	2.09	12,776	2.83
Honeydews		each	4,370	3.21	1,299	3.38	4,634	3.35
Honeydews		per pound	429	0.84	262	0.83	462	0.88
Kiwifruit	Hayward	each	366	0.46	1,392	0.34	467	0.43
Kiwifruit	Hayward	1 lb bag	3	4.98			508	3.42
Lemons		each	1,034	0.53	952	0.51	5,680	0.62
Lemons		per pound	230	0.37	47	0.88	21	0.79
Lemons		2 lb bag	78	3.25	346	3.18	27	4.06
Limes		each	1,381	0.39	1,639	0.25	5,206	0.37
Limes		per pound	64	0.71	218	0.52	211	0.54
Mangoes		each	7,877	0.96	10,546	0.81	8,782	1.06
Mangoes		per pound	21	3.99	21	3.99	245	2.74
Misc Berries	Blackberries	5.6 - 6 oz package	3,520	2.90	5,672	2.85	3,053	2.87
Nectarines	Various White Flesh Varieties	per pound	4,654	1.93	3,465	1.91	3,399	2.06
Nectarines	Various Yellow Flesh Varieties	per pound	8,738	1.82	9,597	1.58	8,329	2.34
Oranges	Navel	each	1,333	1.01	2,493	0.72	1,564	0.98
Oranges	Navel	per pound	785	1.31	390	1.49	840	1.61
Oranges	Navel	3 lb bag	442	4.14	1,494	4.55	2,109	3.99
Oranges	Navel	4 lb bag	9	3.29	75	4.53	97	3.01
Oranges	Valencia	each	24	0.79	7	0.69	192	0.64
Oranges	Valencia	per pound	67	0.68	47	0.50	106	0.40
Oranges	Valencia	4 lb bag	28	4.42	25	3.95	167	3.99
Papaya	Maradol/Tainung Types	per pound	2,295	0.79	412	0.92	697	0.72
Peaches	Various White Flesh Varieties	per pound	4,937	1.97	4,023	1.97	6,062	2.05
Peaches	Various Yellow Flesh Varieties	per pound	11,824	1.69	12,597	1.44	16,840	2.16
Pears	Bartlett	per pound	1,199	1.36	990	1.44	1,453	1.20
Pineapples		each	1,389	2.50	2,112	2.81	4,630	3.03
Pineapples		per pound	121	0.73	105	0.70	240	0.92
Plums		per pound	5,582	1.70	7,289	1.50	7,977	2.52



Plums	Interspecific Type	per pound	2,827	1.92	3,318	1.97	1,066	2.09
Raspberries	Red	6 oz package	2,282	3.10	5,651	2.75	4,279	2.85
Strawberries		1 lb package	2,513	3.15	8,707	2.48	11,640	3.19
Strawberries		2 lb package	486	5.04	1,179	4.98	5,385	4.83
Tangelos		per pound	342	0.81	25	1.13	342	0.98
Tangelos		each	220	0.60	117	0.50	6	0.75
Tangerines		per pound	124	1.59	75	1.47	46	1.19
Tangerines		3 lb bag	5,409	4.14	2,236	4.52	2,387	5.12
Tangerines		2 lb bag	51	4.15	143	3.18	5	3.99
Tangerines		each	22	0.60				
Watermelons	Red Flesh Seeded Type	each	734	4.42	241	5.18	34	5.34
Watermelons	Red Flesh Seeded Type	per pound	33	0.24	55	0.66	123	0.19
Watermelons	Red Flesh Seedless Miniature	each	3,442	3.33	945	3.13	3,396	3.68
Watermelons	Red Flesh Seedless Type	each	6,367	4.07	3,386	4.84	9,757	5.87
Watermelons	Red Flesh Seedless Type	per pound	1,048	0.33	704	0.45	1,293	1.00
<b>ORGANIC</b>								
Apples	Fuji	per pound	1,147	1.99			76	2.21
Apples	Fuji	5 lb bag	242	4.99	242	4.99		
Apples	Gala	per pound	1,709	1.93	398	2.00	333	2.33
Apples	Gala	3 lb bag	6	4.99			31	3.47
Apples	Gala	2 lb bag	30	3.77	454	3.61		
Apples	Granny Smith	3 lb bag	734	3.99				
Apples	Granny Smith	2 lb bag	30	3.77	1,572	3.89	3	4.99
Apples	Pink Lady/Cripps Pink	per pound	69	2.22	631	1.86	143	2.22
Apples, Processed	Juice	64 oz (1/2 gallon)	3	3.99	22	2.55	370	2.76
Avocados	Hass	each	748	1.58	2,225	1.67	82	1.69
Bananas		per pound	420	0.78	985	0.74	5,196	1.08
Blueberries		6 oz package	2,533	3.03	2,936	2.88	3,861	2.91
Blueberries		1 pint package	528	3.41	481	3.44	2,358	3.42
Blueberries		18 oz package	1,044	5.46	1,470	5.55	12	6.99
Cantaloups		each	105	3.81	520	2.64	2,050	2.71
Cantaloups		per pound	30	0.79	122	1.30	71	0.95
Cherries	Red Varieties	per pound	95	5.99	79	3.99	370	5.13
Grapes	Black Seedless	per pound	1,079	2.04	208	2.54	253	2.99
Grapes	Red Seedless	per pound	3,278	2.41	1,633	2.84	1,615	2.95
Grapes	White Seedless Type	per pound	3,236	2.41	1,543	2.84	1,351	2.95
Kiwifruit	Hayward	1 lb bag	54	3.45	154	3.49	123	2.99
Mangoes		each	381	1.42	1,860	1.52	827	1.49



Misc Berries	Blackberries	5.6 - 6 oz package	1,317	3.86	612	3.92	1,169	3.67
Nectarines	Various White Flesh Varieties	per pound	201	2.54	5	2.99	191	3.03
Nectarines	Various Yellow Flesh Varieties	per pound	348	2.97	368	3.07	2,440	2.63
Oranges	Valencia	3 lb bag	21	4.85	12	3.99		
Peaches	Various White Flesh Varieties	per pound	159	2.52	104	2.03	195	3.01
Peaches	Various Yellow Flesh Varieties	per pound	343	2.81	546	2.88	3,049	2.71
Pineapples		each	682	3.99				
Plums		per pound	179	2.04	333	2.56	1,077	2.62
Raspberries	Red	6 oz package	1,575	3.18	2,379	3.66	1,989	3.89
Strawberries		1 lb package	898	3.68	4,573	3.25	4,882	3.18
Watermelons	Red Flesh Seedless Miniature	each	296	5.83	1,058	4.72	483	3.48
Watermelons	Red Flesh Seedless Type	each	30	3.99				
Watermelons	Red Flesh Seedless Type	per pound	33	0.55	30	0.87	22	0.66

**ONIONS AND POTATOES**

Commodity	Variety	Unit	THIS WEEK		LAST WEEK		LAST YEAR	
			Stores With Ads	Wtd Avg Price	Stores With Ads	Wtd Avg Price	Stores With Ads	Wtd Avg Price
Onions, Dry	Red	per pound	401	1.08	1,677	1.21	439	1.13
Onions, Dry	Red	2 lb bag	178	2.96	7	0.99	31	1.88
Onions, Dry	White	per pound	436	0.45	561	0.56	315	0.71
Onions, Dry	White	2 lb bag	35	1.00	34	1.00	30	1.87
Onions, Dry	White	3 lb bag	11	1.00			44	3.49
Onions, Dry	Yellow	per pound	317	0.65	141	0.67	177	0.80
Onions, Dry	Yellow	2 lb bag	254	1.57	80	1.24	208	2.41
Onions, Dry	Yellow	3 lb bag	1,024	2.27	2,470	1.99	1,503	2.72
Onions, Dry	Yellow	5 lb bag	108	3.85	198	4.05		
Onions, Dry	Yellow Marked Sweet	per pound	2,695	1.09	2,657	1.06	7,222	1.12
Onions, Dry	Yellow Marked Sweet	3 lb bag	756	3.26	611	2.81	833	2.92
Potatoes	Round Red	per pound	314	1.04	211	0.96	221	1.09
Potatoes	Round Red	3 lb bag	59	2.80	122	2.82	35	3.29
Potatoes	Round Red	5 lb bag	310	3.83	831	3.52	419	4.09
Potatoes	Round White	per pound	346	0.88	55	0.89	201	0.67
Potatoes	Round White	5 lb bag	296	2.89	363	3.20	296	2.72
Potatoes	Russet	per pound	294	1.02	1,212	0.95	2,042	0.94
Potatoes	Russet	3 lb bag	22	0.99	121	1.41	103	1.01
Potatoes	Russet	5 lb bag	3,471	2.84	1,306	2.62	6,662	2.93
Potatoes	Russet	10 lb bag	674	2.81	479	3.45	455	4.05

Wtd Avg - Simple weighted average



Potatoes	Russet	8 lb bag	40	2.86	150	2.97	274	2.76
Potatoes	Yellow Type	per pound	21	0.98	47	0.92	34	1.02
Potatoes	Yellow Type	3 lb bag	13	2.98	71	2.48	22	2.50
Potatoes	Yellow Type	5 lb bag	175	4.45	576	4.02	373	3.79
Potatoes	Yellow Type	8 lb bag	4	2.99				
<b>ORGANIC</b>								
Onions, Dry	Red	per pound	13	1.48	211	1.78	200	0.98
Onions, Dry	Red	2 lb bag	1	3.19				
Onions, Dry	Red	3 lb bag	101	3.99				
Onions, Dry	White	2 lb bag	45	3.49				
Onions, Dry	Yellow	per pound	6	1.48	206	1.79		
Onions, Dry	Yellow	3 lb bag	10	3.69	59	4.11	43	3.49
Onions, Dry	Yellow Marked Sweet	per pound	251	1.54	30	1.49	98	1.73
Onions, Dry	Yellow Marked Sweet	2 lb bag	99	2.98				
Potatoes	Round Red	per pound	13	1.48			15	1.49
Potatoes	Yellow Type	per pound	6	1.48	5	1.29	15	1.49
<b>VEGETABLES</b>								
Commodity	Variety	Unit	THIS WEEK		LAST WEEK		LAST YEAR	
			Stores With Ads	Wtd Avg Price	Stores With Ads	Wtd Avg Price	Stores With Ads	Wtd Avg Price
Artichokes		each	447	1.71	636	1.72	269	2.20
Asparagus	Green	per pound	2,049	2.93	2,095	2.94	1,967	2.27
Beans	Round Green Type	per pound	1,599	1.27	2,264	1.15	2,849	1.48
Beets		per bunch	47	2.20	35	2.22	8	2.49
Beets		per pound	79	0.58	462	0.66	97	0.60
Broccoli		per pound	226	1.44	109	1.61	219	1.11
Broccoli		per bunch	1,769	2.34	388	1.89	1,292	2.30
Broccoli	Baby Hybrid Type	per bunch	23	3.00				
Broccoli	Crown Cut	per pound	1,765	1.47	3,019	1.48	6,991	2.32
Brussels Sprouts		per pound	471	2.52	402	3.19	174	2.28
Cabbage	Red Type	per pound	9	0.49	19	0.41		
Cabbage	Round Green Type	per pound	2,389	0.61	1,636	0.68	3,656	0.96
Carrots		per pound	50	0.33	140	0.49	97	0.34
Carrots		1 lb bag	149	0.70	85	0.98	327	0.68
Carrots		2 lb bag	268	1.01	649	1.26	361	1.15
Carrots		per bunch	8	1.99	7	2.50	93	1.87
Carrots	Baby Peeled	1 lb bag	2,065	1.48	2,769	1.18	6,208	1.52

Wtd Avg - Simple weighted average



Carrots	Baby Peeled	2 lb bag	1,515	2.04	1,346	2.54	2,844	2.38
Cauliflower		each	1,911	2.56	517	2.29	2,431	2.52
Cauliflower		per pound	827	1.11	896	1.12	542	1.96
Celery		each	460	1.37	479	1.53	4,648	1.89
Celery		per pound	5	0.99	58	1.34	139	1.31
Celery	Hearts	each	939	2.73	380	2.83	1,304	2.48
Cilantro		per bunch	1,449	0.54	968	0.49	1,587	0.73
Corn-Sweet		each	4,291	0.40	3,309	0.40	3,501	0.56
Cucumbers		each	2,469	0.61	3,496	0.65	5,982	0.87
Cucumbers	Long Seedless-Greenhouse	each	1,040	1.41	3,101	1.46	3,129	1.52
Eggplant		per pound	1,046	1.15	1,344	1.31	2,012	1.95
Eggplant		each	58	1.22			304	1.08
Garlic		per pound	208	2.28	30	3.97	48	2.86
Garlic		per sleeve	420	1.73	472	1.65	78	1.13
Greens	Collard	per bunch	277	1.91	116	0.92	297	1.10
Greens	Collard	per pound	93	1.21	96	1.22	245	1.54
Greens	Collard	1 lb bag	77	2.83	22	3.00	85	2.56
Greens	Kale	per bunch	332	1.44	407	1.25	198	0.95
Greens	Kale	per pound	78	1.29	135	1.29	158	1.70
Greens	Kale	1 lb bag	77	2.83	33	3.33	85	2.56
Greens	Mustard	per bunch	35	1.25	41	0.87	102	1.01
Greens	Mustard	per pound	93	1.21	91	1.27		
Greens	Mustard	1 lb bag	14	2.53				
Greens	Swiss Chard	per bunch	10	2.98	11	2.98	6	1.67
Greens	Swiss Chard	per pound	9	0.99				
Greens	Turnip Tops	per bunch	35	1.25	41	0.87	120	1.30
Greens	Turnip Tops	per pound	93	1.21	91	1.27		
Greens	Turnip Tops	1 lb bag	14	2.53				
Lettuce, Iceberg		each	1,274	1.13	2,510	1.15	5,665	1.58
Lettuce, Other	Boston	each	79	1.90	180	2.92	35	1.58
Lettuce, Other	Green Leaf	each	726	1.06	1,177	1.33	1,716	1.97
Lettuce, Other	Green Leaf	per pound	520	1.00	386	1.45	849	1.33
Lettuce, Other	Red Leaf	each	577	1.01	1,166	1.34	1,705	1.97
Lettuce, Other	Red Leaf	per pound	520	1.00	386	1.45	849	1.33
Lettuce, Romaine		each	868	0.99	901	1.29	1,047	2.00
Lettuce, Romaine		per pound	114	1.37	550	1.29	282	1.75
Lettuce, Romaine	Hearts	3 count package	2,073	2.96	1,149	2.80	1,410	3.00
Mushrooms	Portobella	per pound	6	2.79				
Mushrooms	Portobella	8 oz package	182	2.36	923	2.22	21	2.57

Wtd Avg - Simple weighted average





Mushrooms	Portobella	6 oz package	311	2.73	57	2.93	325	3.10
Mushrooms	White	per pound	307	2.60	268	2.57	242	2.49
Mushrooms	White	8 oz package	3,722	1.81	873	1.65	1,541	2.13
Onions Green		per bunch	1,235	0.55	1,325	0.52	5,095	1.07
Peppers, Bell Type	Green	per pound	704	1.57	614	1.58	1,013	1.41
Peppers, Bell Type	Green	each	1,343	0.74	2,492	0.87	5,525	0.94
Peppers, Bell Type	Orange	each	1,097	1.40	1,331	1.35	1,055	1.59
Peppers, Bell Type	Orange-Greenhouse	per pound	8	3.49				
Peppers, Bell Type	Orange-Greenhouse	each	82	1.65	500	1.67	13	1.25
Peppers, Bell Type	Red	per pound	462	2.19	953	2.61	636	2.24
Peppers, Bell Type	Red	each	2,328	1.22	2,148	1.23	5,625	1.66
Peppers, Bell Type	Red-Greenhouse	per pound	8	3.49				
Peppers, Bell Type	Red-Greenhouse	each	82	1.65	500	1.67	13	1.25
Peppers, Bell Type	Yellow	per pound	71	2.09	19	1.99	253	2.45
Peppers, Bell Type	Yellow	each	1,289	1.38	1,361	1.35	1,088	1.59
Peppers, Bell Type	Yellow-Greenhouse	per pound	8	3.49				
Peppers, Bell Type	Yellow-Greenhouse	each	82	1.65	500	1.67	13	1.25
Peppers, Other	Jalapeno	per pound	570	0.78	952	1.31	856	0.84
Peppers, Other	Mixed Mini Sweet Types	1 lb package	10	2.99	56	2.96	806	3.66
Peppers, Other	Serrano	per pound	207	0.82	344	0.97	109	1.23
Radishes		per bunch	724	0.71	580	0.90	826	1.15
Radishes		1 lb bag	137	1.93	224	1.63	23	1.32
Salad	Mixed Types	1 lb bag	43	2.50	4	4.99	146	3.37
Salad	Mixed Types	10 - 12 oz package	3,628	2.44	3,082	2.15	4,799	3.35
Salad	Mixed Types	5 - 9 oz package	4,444	2.30	3,589	2.15	4,992	3.97
Spinach		per bunch	159	1.16	18	1.36	177	0.82
Spinach	Flat, Baby Type	8 oz package	54	2.63	480	2.17	781	1.34
Spinach	Flat, Baby Type	5 - 6 oz package	189	2.04	52	2.50	323	2.26
Squash	Acorn	per pound	9	0.59			93	0.84
Squash	Butternut	per pound	34	0.99	20	0.63	110	0.86
Squash	Grey	per pound	80	0.75	135	0.84	149	0.69
Squash	Yellow Crookneck/Straightneck	per pound	4,961	1.21	5,276	1.24	4,306	1.39
Squash	Zucchini	per pound	5,131	1.21	6,512	1.25	9,407	1.40
Sweet Potatoes		per pound	631	1.08	1,008	1.00	32	0.58
Tomatillos		per pound	252	0.55	513	0.66	477	0.58
Tomatoes		per pound	1,991	1.70	1,517	1.69	2,714	1.57
Tomatoes	Vine Ripe - Heirloom Varieties	per pound	189	3.19	72	4.34	33	4.11
Tomatoes	Vine Ripes	per pound	800	1.37	678	1.76	2,933	1.66



Tomatoes	Vine Ripes, On The Vine-Greenhouse	per pound	897	1.88	1,105	1.85	6,018	1.74
Tomatoes	Vine Ripes-Greenhouse	per pound	44	1.93	81	2.22	387	1.59
Tomatoes, Grape Type		1 pint package	2,284	2.38	983	2.35	5,635	2.41
Tomatoes, Grape Type		10 oz package	2,091	2.53	475	2.50	1,199	3.70
Tomatoes, Grape Type	-Greenhouse	1 pint package	7	2.49				
Tomatoes, Plum Type	Roma	per pound	3,638	1.10	2,382	1.09	6,555	1.58
Vegetables Other	Cactus Leaf (Nopales)	per pound	29	0.85			21	0.56
<b>ORGANIC</b>								
Beans	Round Green Type	per pound	40	2.73	10	1.98	29	2.63
Beets		per bunch	913	1.79	150	2.05	118	1.66
Broccoli		per pound	7	0.79	289	2.15	293	1.79
Broccoli		per bunch	1,956	3.49	150	3.29	33	1.80
Broccoli	Crown Cut	per pound	8	1.99			47	2.39
Brussels Sprouts		per pound	8	2.49				
Cabbage	Round Green Type	per pound	8	1.29	8	1.29	200	0.69
Carrots		1 lb bag	7	0.69	131	1.68	164	1.04
Carrots		per bunch	868	1.75	60	2.22	37	2.53
Carrots	Baby Peeled	1 lb bag	1,944	1.68	840	2.04	867	2.05
Cauliflower		each	1,058	3.61	244	3.66	708	4.00
Cauliflower		per pound	74	3.59	277	1.97	306	1.68
Celery		each	125	2.11	561	1.75	303	1.77
Celery	Hearts	each	299	3.00	56	3.05	68	2.82
Celery	Hearts	per pound	8	2.49			8	1.99
Cilantro		per bunch	624	0.99	130	1.25	53	0.71
Cucumbers		each	309	0.87	1,258	0.97	105	1.51
Cucumbers	Long Seedless-Greenhouse	each	129	3.62	310	2.91	167	2.25
Greens	Kale	per bunch	642	1.74	699	1.47	521	1.96
Greens	Swiss Chard	per bunch	178	1.68	40	1.78	116	2.03
Lettuce, Iceberg		each	1,367	2.10				
Lettuce, Other	Green Leaf	each	29	2.27	21	1.88	205	2.16
Lettuce, Other	Green Leaf	per pound	7	1.49				
Lettuce, Other	Red Leaf	each	29	2.27	21	1.88	205	2.16
Lettuce, Other	Red Leaf	per pound	7	1.49				
Lettuce, Romaine		each	20	1.66			460	2.29
Lettuce, Romaine	Hearts	3 count package	747	3.12	606	3.16	971	3.70
Mushrooms	White	8 oz package	532	2.72	327	2.16	1,933	1.99
Mushrooms	White	6 oz package	54	2.90	49	2.99	7	2.14
Onions Green		per bunch	1,192	0.99	24	1.00	516	1.03

Wtd Avg - Simple weighted average



Peppers, Bell Type	Green	each	34	0.61			73	0.81
Peppers, Other	Mixed Mini Sweet Types	1 lb package	585	3.04				
Radishes		per bunch	612	0.99				
Salad	Mixed Types	1 lb bag	781	4.46	2,073	5.08	568	5.06
Salad	Mixed Types	10 - 12 oz package	116	4.99	89	3.99	152	4.81
Salad	Mixed Types	5 - 9 oz package	4,855	3.07	733	3.47	3,113	3.39
Spinach	Flat, Baby Type	10 oz package	39	4.97	9	3.99	57	4.49
Spinach	Flat, Baby Type	9 oz package	7	3.49				
Spinach	Flat, Baby Type	5 - 6 oz package	323	3.13	416	2.98	373	3.00
Squash	Yellow Crookneck/Straightneck	per pound	168	1.49	450	1.76	297	1.95
Squash	Zucchini	per pound	180	1.59	457	1.78	357	1.90
Sweet Potatoes		per pound	97	1.99	52	2.06	5	1.79
Tomatoes	Vine Ripe - Heirloom Varieties	per pound	483	4.01	505	4.09	591	4.94
Tomatoes	Vine Ripes, On The Vine-Greenhouse	per pound	354	2.60			1,512	2.07
Tomatoes, Cherry		1 pint package	79	3.22	168	3.16	995	2.72
Tomatoes, Grape Type		1 pint package	215	2.77	923	3.17	2,770	2.58
Tomatoes, Grape Type		10 oz package	67	2.37	237	2.74	293	2.55
Tomatoes, Plum Type	Roma	per pound	281	2.56	6	1.48	8	2.99

**OTHER SPECIALTY CROPS ITEMS**

Commodity	Variety	Unit	THIS WEEK		LAST WEEK		LAST YEAR	
			Stores With Ads	Wtd Avg Price	Stores With Ads	Wtd Avg Price	Stores With Ads	Wtd Avg Price
Hemp Protein		16 oz package	135	15.10	121	14.99		
Hemp Seeds-Shelled		7 oz package	53	10.29	70	13.79		
Hemp Seeds-Shelled		8 oz package	177	7.99	40	9.99		
Hemp Seeds-Shelled		16 oz package	31	14.99				
<b>ORGANIC</b>								
Hemp Protein		16 oz package	93	14.75	104	19.99		
Hemp Seeds-Shelled		4 oz package	104	4.99	174	4.99		
Hemp Seeds-Shelled		8 oz package	31	10.99	53	11.93		
Hemp Seeds-Shelled		12 oz package	135	13.22	121	16.46		
Hemp Seeds-Shelled		16 oz package	31	14.99				

**SEASONAL ITEMS**

Commodity	Variety	Unit	THIS WEEK	LAST WEEK	LAST YEAR
-----------	---------	------	-----------	-----------	-----------



			Stores With Ads	Wtd Avg Price	Stores With Ads	Wtd Avg Price	Stores With Ads	Wtd Avg Price
Chayote		per pound	23	0.50	113	0.50	19	0.71
Chayote		each	58	0.62	48	1.01	186	0.49
Gladiola		bunched 10s	186	3.99	307	4.38	191	3.95
Gladiola		bunched 5s	238	4.72	62	4.38	255	3.72
Rose, Hybrid Tea		bunched 12s	2,308	6.77	2,843	6.57	2,230	7.82
Tulips		bunched 5s	4	3.34				



### REGIONAL DETAILS

Commodity Variety	Unit	NORTHEAST U.S.				SOUTHEAST U.S.				MIDWEST U.S.			
		Price Range	Stores with Ads	Wtd Avg Price	% Marked Local	Price Range	Stores with Ads	Wtd Avg Price	% Marked Local	Price Range	Stores with Ads	Wtd Avg Price	% Marked Local
<b>FRUITS</b>													
Apples Braeburn	per pound									0.48-1.79	107	1.21	
Apples Fuji	per pound	1.47	30	1.47		0.99	42	0.99		0.78-0.99	41	0.91	
Apples Fuji	3 lb bag					2.50-2.99	27	2.79		2.00-3.00	19	2.53	
Apples Gala	per pound	1.29-1.47	38	1.43		1.79	78	1.79		0.99-1.49	133	1.27	
Apples Gala	3 lb bag	3.99-4.99	277	4.91		2.99-3.99	243	3.94					
Apples Golden Delicious	per pound	1.29	8	1.29		0.99	16	0.99					
Apples Golden Delicious	3 lb bag					2.50	11	2.50		2.00-3.00	19	2.53	
Apples Granny Smith	per pound	1.29-1.99	67	1.51		0.99-1.49	257	1.42		0.49-1.49	143	1.35	
Apples Granny Smith	3 lb bag	4.99	255	4.99		2.50	69	2.50					
Apples Honeycrisp	per pound	3.79	175	3.79		2.49	109	2.49		1.99-3.69	452	2.98	
Apples Jonagold	per pound	1.29	8	1.29									
Apples McIntosh	3 lb bag					2.99	11	2.99					
Apples Pink Lady/Cripps Pink	per pound	1.49	7	1.49						1.49	116	1.49	
Apples Pink Lady/Cripps Pink	3 lb bag					2.50-2.99	27	2.79		2.00-3.00	19	2.53	
Apples Red Delicious	per pound	0.99-1.47	68	1.24		0.78-1.79	127	1.45		1.29-1.49	5	1.45	
Apples Red Delicious	3 lb bag	4.99	255	4.99		2.50-3.98	84	2.63					
Apples, Processed Juice	64 oz (1/2 gallon)	0.99-2.99	1,295	2.18		1.39-2.50	1,276	1.91		0.99-2.50	540	1.77	
Apples, Processed Juice	128 oz (1 gallon)	3.99-4.99	88	4.08									
Apricots	per pound	2.99	10	2.99						2.99	43	2.99	
Avocados Hass	each	0.59-2.00	1,217	1.06		0.59-1.67	2,800	1.24		0.33-1.99	2,088	0.96	
Avocados Various Greenskin Varieties	each	0.79-1.66	296	1.35		0.79-1.67	724	1.14					
Avocados Various Greenskin Varieties	per pound					0.79	34	0.79					
Bananas	per pound	0.39-0.67	480	0.50		0.25	68	0.25		0.39-0.59	19	0.47	
Blueberries	6 oz package					1.99-2.50	1,142	2.50		2.00-2.50	141	2.46	
Blueberries	1 pint package	1.49-3.50	2,343	2.57		1.49-3.33	2,157	2.31		1.48-3.99	1,957	2.10	2
Blueberries	18 oz package	3.99-5.99	538	4.45		2.99	40	2.99		3.50-4.98	40	4.19	
Cantaloups	each	0.99-3.99	1,339	2.47	2	1.68-3.49	2,033	2.26		1.99-3.99	1,783	2.56	15
Cantaloups	per pound	1.49	72	1.49						0.48-0.79	13	0.62	54



Commodity Variety	Unit	NORTHEAST U.S.				SOUTHEAST U.S.				MIDWEST U.S.			
		Price Range	Stores with Ads	Wtd Avg Price	% Marked Local	Price Range	Stores with Ads	Wtd Avg Price	% Marked Local	Price Range	Stores with Ads	Wtd Avg Price	% Marked Local
Cherries Red Varieties	per pound	2.99-4.99	984	4.22		1.99-4.99	2,574	3.74		1.77-5.99	1,274	3.81	1
Clementines	3 lb bag	4.99-5.99	211	5.43		3.88-5.99	157	5.14		3.99-5.99	340	5.11	
Clementines	2 lb bag	2.97-2.99	197	2.99									
Fruit, Other Cactus Pears	per pound									0.69-0.79	15	0.74	
Fruit, Other Cactus Pears	each									0.14-0.25	27	0.20	
Grapefruit Red	each	1.25	22	1.25		1.25	220	1.25					
Grapes Black Seedless	per pound	1.99-2.88	1,053	2.08		1.58-2.49	1,278	1.85		0.88-2.99	1,443	1.40	
Grapes Red Globe	per pound	1.99	255	1.99									
Grapes Red Seedless	per pound	0.89-3.00	2,243	1.95		0.98-2.99	3,175	1.63		0.85-2.99	2,599	1.24	
Grapes White Seedless Type	per pound	1.49-3.00	1,123	2.05		0.99-2.49	2,278	1.48		0.88-2.99	1,944	1.44	
Honeydews	each	2.50-3.99	279	3.22		2.50-3.99	2,638	3.33		1.99-3.99	973	2.98	
Honeydews	per pound	0.69	6	0.69									
Kiwifruit Hayward	each	0.50	210	0.50		0.25-0.50	44	0.26		0.99	8	0.99	
Lemons	each	0.33-0.67	536	0.53		0.34	8	0.34		0.25-0.67	353	0.57	
Lemons	per pound					0.34	220	0.34					
Lemons	2 lb bag	3.00-3.99	69	3.42									
Limes	each	0.12-0.67	521	0.44		0.08-0.34	304	0.30		0.25-0.67	312	0.51	
Mangoes	each	0.59-3.00	1,331	1.09		0.25-1.25	2,736	0.93		0.33-1.50	1,101	0.96	
Misc Berries Blackberries	5.6 - 6 oz package	2.50-3.50	1,299	3.22		2.50-3.34	1,944	2.73		2.29-3.99	97	2.90	
Nectarines Various White Flesh Varieties	per pound	1.79-2.99	741	2.36		1.50-1.99	2,219	1.89		0.99-2.99	915	1.75	
Nectarines Various Yellow Flesh Varieties	per pound	0.99-3.49	1,167	2.11		0.99-2.49	3,235	1.82		0.99-2.99	1,549	1.83	
Oranges Navel	each	0.84-1.25	715	1.02		0.88-1.00	608	0.99					
Oranges Navel	per pound					0.88	31	0.88		0.78-1.48	24	1.14	
Oranges Navel	3 lb bag	3.99	341	3.99		3.98-4.99	52	4.33		4.99	49	4.99	
Oranges Valencia	each					0.79	24	0.79					
Oranges Valencia	4 lb bag	4.99	7	4.99		3.99-4.99	21	4.23					
Papaya Maradol/Tainung Types	per pound	0.79-0.99	429	0.83		0.69-0.99	395	0.78		0.69-0.79	840	0.77	
Peaches Various White Flesh Varieties	per pound	1.49-2.99	755	2.34		1.79-1.99	2,188	1.89		0.99-2.99	920	1.91	
Peaches Various Yellow Flesh Varieties	per pound	0.68-3.49	2,001	1.72	2	0.88-2.49	3,859	1.66	2	0.88-2.99	2,089	1.76	1
Pears Bartlett	per pound	1.69-1.79	139	1.69		1.49	13	1.49		1.28-1.79	734	1.40	

Wtd Avg - Simple weighted average



Commodity Variety	Unit	NORTHEAST U.S.				SOUTHEAST U.S.				MIDWEST U.S.			
		Price Range	Stores with Ads	Wtd Avg Price	% Marked Local	Price Range	Stores with Ads	Wtd Avg Price	% Marked Local	Price Range	Stores with Ads	Wtd Avg Price	% Marked Local
Pineapples	each	1.99-2.99	556	2.60		0.99-2.99	360	2.76		1.49-3.00	172	2.22	
Plums	per pound	0.99-2.99	1,037	1.87		0.99-2.49	1,105	1.61		0.99-2.99	883	1.89	
Plums Interspecific Type	per pound	1.79-2.99	642	2.26		1.49-2.49	1,367	1.58		0.99-2.99	447	2.21	
Raspberries Red	6 oz package	2.50-3.50	1,163	3.25		2.48-3.34	852	3.05		2.48-3.99	78	2.89	
Strawberries	1 lb package	2.00-3.34	986	3.21		2.00-3.34	559	3.27		2.00-3.00	289	2.52	
Strawberries	2 lb package	5.99	123	5.99						3.99	43	3.99	
Tangerines	per pound									1.99	18	1.99	
Tangerines	3 lb bag	2.99-5.99	602	4.14		2.99-5.99	2,611	4.71		2.99-4.99	1,382	3.38	
Tangerines	2 lb bag	3.99	43	3.99									
Tangerines	each	0.60	22	0.60									
Tangelos	per pound	1.69	5	1.69						1.49	7	1.49	
Tangelos	each					0.60	220	0.60					
Watermelons Red Flesh Seeded Type	each					3.49-4.99	300	4.04		3.88-5.99	390	4.59	
Watermelons Red Flesh Seedless Miniature	each	2.99-3.99	754	3.54		1.99-3.99	1,358	3.74		1.99-3.49	986	2.61	
Watermelons Red Flesh Seedless Type	each	2.99-5.00	799	4.24		2.95-5.99	2,068	4.09		2.99-5.99	1,999	4.14	3
Watermelons Red Flesh Seedless Type	per pound	0.39-0.57	65	0.49									
<b>FRUITS - ORGANIC</b>													
Apples Fuji	per pound					1.99	1,135	1.99					
Apples Fuji	5 lb bag	4.99	22	4.99		4.99	220	4.99					
Apples Gala	per pound	1.99-2.69	240	2.22		1.50-1.99	1,175	1.98					
Apples Gala	3 lb bag	4.99	6	4.99									
Apples Gala	2 lb bag	3.77	30	3.77									
Apples Granny Smith	3 lb bag	3.99	340	3.99		3.99	359	3.99					
Apples Granny Smith	2 lb bag	3.77	30	3.77									
Apples Pink Lady/Cripps Pink	per pound	1.99	40	1.99		2.49	26	2.49					
Apples, Processed Juice	64 oz (1/2 gallon)									3.99	3	3.99	
Avocados Hass	each	0.99-2.00	411	1.65						1.50	8	1.50	
Bananas	per pound	0.69-0.99	98	0.85		0.69	220	0.69		0.69-0.88	72	0.70	
Blueberries	6 oz package	4.00	415	4.00		2.50-3.00	427	2.64		2.50-2.99	546	2.51	
Blueberries	1 pint	3.50-3.99	38	3.60		3.49-4.00	45	3.98		2.50-	275	3.29	

Wtd Avg - Simple weighted average



Commodity Variety	Unit	NORTHEAST U.S.				SOUTHEAST U.S.				MIDWEST U.S.			
		Price Range	Stores with Ads	Wtd Avg Price	% Marked Local	Price Range	Stores with Ads	Wtd Avg Price	% Marked Local	Price Range	Stores with Ads	Wtd Avg Price	% Marked Local
	package									3.99			
Blueberries	18 oz package	5.99	40	5.99						4.99	242	4.99	
Cantaloups	each	3.99-4.99	64	4.10						2.49-2.99	24	2.93	
Cherries Red Varieties	per pound	5.99	95	5.99									
Grapes Black Seedless	per pound					2.48	31	2.48		1.88-1.99	659	1.98	
Grapes Red Seedless	per pound	2.49-3.49	504	2.81		2.48-2.99	1,037	2.50		1.88-2.99	804	2.12	
Grapes White Seedless Type	per pound	2.49-3.49	499	2.80		2.48-2.99	1,037	2.50		1.88-2.99	743	2.09	
Kiwifruit Hayward	1 lb bag									3.49	50	3.49	
Mangoes	each	1.50-2.00	76	1.54		1.00	31	1.00					
Misc Berries Blackberries	5.6 - 6 oz package	4.00-4.99	485	4.14		2.50-4.00	74	3.37		3.99	26	3.99	
Nectarines Various White Flesh Varieties	per pound									2.98	7	2.98	
Nectarines Various Yellow Flesh Varieties	per pound	3.49	70	3.49						2.49-3.99	35	2.79	
Oranges Valencia	3 lb bag									3.99	3	3.99	
Peaches Various White Flesh Varieties	per pound									2.98	7	2.98	
Peaches Various Yellow Flesh Varieties	per pound	3.49	70	3.49						2.49-3.99	45	2.83	
Pineapples	each	3.99	70	3.99									
Plums	per pound									1.98-2.99	12	2.40	58
Raspberries Red	6 oz package	4.99	70	4.99		2.50-4.00	188	3.49		3.99	26	3.99	
Strawberries	1 lb package	3.99-4.00	423	4.00		3.33-4.00	203	3.73		2.99	10	2.99	
Watermelons Red Flesh Seedless Miniature	each	5.99	57	5.99									
Watermelons Red Flesh Seedless Type	each	3.99	30	3.99									

**ONIONS AND POTATOES**

Onions, Dry Red	per pound	0.97-1.49	246	1.17		0.99	2	0.99		0.99	3	0.99	
Onions, Dry Red	2 lb bag	2.99	175	2.99						0.99	3	0.99	
Onions, Dry White	per pound									0.49	8	0.49	
Onions, Dry Yellow	per pound					0.58-0.99	45	0.74		1.19-1.29	11	1.20	
Onions, Dry Yellow	2 lb bag	1.69-1.99	68	1.97		1.19-1.50	186	1.42					
Onions, Dry Yellow	3 lb bag	1.99-2.99	484	2.65		0.99-2.50	457	1.97		2.00-3.69	23	2.73	
Onions, Dry Yellow	5 lb bag	3.47	30	3.47		3.99	78	3.99					

Wtd Avg - Simple weighted average





Commodity Variety	Unit	NORTHEAST U.S.				SOUTHEAST U.S.				MIDWEST U.S.			
		Price Range	Stores with Ads	Wtd Avg Price	% Marked Local	Price Range	Stores with Ads	Wtd Avg Price	% Marked Local	Price Range	Stores with Ads	Wtd Avg Price	% Marked Local
Onions, Dry Yellow Marked Sweet	per pound	0.89-1.49	387	1.09	5	0.79-1.29	1,287	1.01		0.68-1.49	521	1.18	
Onions, Dry Yellow Marked Sweet	3 lb bag	3.49	415	3.49		2.99	34	2.99		2.88-2.99	43	2.95	
Potatoes Round Red	per pound	0.99-1.29	210	1.09		0.99	10	0.99		0.69	30	0.69	
Potatoes Round Red	3 lb bag					2.99	10	2.99		2.49-3.49	49	2.76	
Potatoes Round Red	5 lb bag	3.99	26	3.99		3.99	112	3.99		2.99	129	2.99	
Potatoes Round White	per pound									0.68	8	0.68	
Potatoes Round White	5 lb bag	2.50-2.99	265	2.86		2.99-3.50	31	3.12					
Potatoes Russet	per pound	0.99-1.29	177	1.11		0.69-0.99	15	0.73		0.98-0.99	32	0.99	
Potatoes Russet	3 lb bag	0.99	7	0.99		0.99	15	0.99					
Potatoes Russet	5 lb bag	2.50-2.99	135	2.59		2.00-3.69	2,608	3.02		0.99-2.69	459	2.09	
Potatoes Russet	10 lb bag	2.99	106	2.99		2.98-3.99	252	3.09		2.98-2.99	105	2.99	
Potatoes Russet	8 lb bag					2.98	30	2.98		2.48	10	2.48	
Potatoes Yellow Type	3 lb bag									2.98-2.99	13	2.98	
Potatoes Yellow Type	5 lb bag	3.99	19	3.99		3.99	88	3.99		3.99	7	3.99	
Potatoes Yellow Type	8 lb bag									2.99	4	2.99	
<b>ONIONS AND POTATOES - ORGANIC</b>													
Onions, Dry Red	per pound									1.48	7	1.48	
Onions, Dry Red	3 lb bag	3.99	101	3.99									
Onions, Dry Yellow	3 lb bag	3.99	7	3.99						2.99	3	2.99	
Onions, Dry Yellow Marked Sweet	per pound					1.58	200	1.58					
Potatoes Round Red	per pound									1.48	7	1.48	
<b>VEGETABLES</b>													
Artichokes	each	1.50-1.99	325	1.69						1.99-2.00	15	2.00	
Asparagus Green	per pound	2.88-3.97	669	3.03		2.99-3.49	68	3.18		1.48-3.99	300	2.65	
Beans Round Green Type	per pound	0.69-1.99	495	0.99	18	0.89-1.49	209	1.17		0.79-2.49	544	1.22	26
Broccoli	per pound									0.88	8	0.88	
Broccoli	per bunch	1.50-3.00	343	2.29		0.99-2.50	1,001	2.30	1	1.79-2.50	315	2.47	
Broccoli Crown Cut	per pound	0.99-1.99	877	1.52	23	1.59-2.49	203	1.78		0.79-1.99	197	1.58	
Brussels Sprouts	per pound					3.00	220	3.00					
Beets	per bunch	1.50-2.47	47	2.20	36								
Beets	per pound					0.69	34	0.69					

Wtd Avg - Simple weighted average



Commodity Variety	Unit	NORTHEAST U.S.				SOUTHEAST U.S.				MIDWEST U.S.			
		Price Range	Stores with Ads	Wtd Avg Price	% Marked Local	Price Range	Stores with Ads	Wtd Avg Price	% Marked Local	Price Range	Stores with Ads	Wtd Avg Price	% Marked Local
Cabbage Red Type	per pound	0.49	9	0.49									
Cabbage Round Green Type	per pound	0.49-0.77	442	0.58	18	0.34-0.69	1,337	0.61		0.33-0.79	306	0.57	48
Carrots	1 lb bag	0.69-0.89	72	0.72						0.69	77	0.69	
Carrots	2 lb bag	0.99	22	0.99		0.99-1.50	230	1.01					
Carrots	per bunch	1.99	8	1.99									
Carrots Baby Peeled	1 lb bag	0.99-2.00	1,017	1.59		0.99-1.50	101	1.30		0.88-2.00	710	1.43	11
Carrots Baby Peeled	2 lb bag					2.50	78	2.50		1.50-2.50	194	1.54	
Cauliflower	each	2.50-3.34	362	2.89		0.99-3.00	967	2.48		1.50-3.49	214	2.73	
Cauliflower	per pound					0.98	31	0.98		0.99-1.49	202	1.20	
Celery	each	0.99-1.69	197	1.48		0.98-1.69	139	1.32		0.79-1.69	79	1.44	28
Celery	per pound					0.99	5	0.99					
Celery Hearts	each	2.50-2.99	632	2.67		2.50	78	2.50		2.69-2.99	229	2.98	
Cilantro	per bunch	0.50-0.97	213	0.71	31	0.49-0.69	20	0.51	10	0.25-0.33	56	0.31	
Corn-Sweet	each	0.20-1.66	1,341	0.35	17	0.34-0.57	159	0.42		0.24-0.75	775	0.47	23
Cucumbers	each	0.40-1.00	975	0.61	22	0.30-1.66	316	0.63	3	0.33-1.50	546	0.69	38
Cucumbers Long Seedless-Greenhouse	each	0.89-1.69	721	1.43		0.98-1.67	209	1.35		0.50-1.67	110	1.37	
Eggplant	per pound	0.77-1.88	933	1.17	2	0.99	8	0.99					
Eggplant	each					0.98	31	0.98					
Garlic	per pound	3.97	30	3.97									
Garlic	per sleeve	1.99	255	1.99									
Greens Collard	per bunch	2.00	22	2.00		2.00	220	2.00		1.25	35	1.25	100
Greens Collard	per pound					1.29	78	1.29		0.79	15	0.79	100
Greens Collard	1 lb bag	2.50-2.99	54	2.84		2.99	14	2.99		2.50	9	2.50	
Greens Kale	per bunch	1.69	22	1.69		1.69	220	1.69		0.69-1.50	40	1.09	48
Greens Kale	per pound					1.29	78	1.29					
Greens Kale	1 lb bag	2.50-2.99	54	2.84		2.99	14	2.99		2.50	9	2.50	
Greens Mustard	per bunch									1.25	35	1.25	100
Greens Mustard	per pound					1.29	78	1.29		0.79	15	0.79	100
Greens Mustard	1 lb bag					2.59	5	2.59		2.50	9	2.50	
Greens Swiss Chard	per bunch									2.98	10	2.98	
Greens Swiss Chard	per pound	0.99	9	0.99	100								
Greens	per bunch									1.25	35	1.25	100

Wtd Avg - Simple weighted average



Commodity Variety	Unit	NORTHEAST U.S.				SOUTHEAST U.S.				MIDWEST U.S.			
		Price Range	Stores with Ads	Wtd Avg Price	% Marked Local	Price Range	Stores with Ads	Wtd Avg Price	% Marked Local	Price Range	Stores with Ads	Wtd Avg Price	% Marked Local
Turnip Tops													
Greens Turnip Tops	per pound					1.29	78	1.29		0.79	15	0.79	100
Greens Turnip Tops	1 lb bag					2.59	5	2.59		2.50	9	2.50	
Lettuce, Iceberg	each	0.97-1.49	336	1.27		0.99-1.49	457	1.06		0.98-1.77	312	1.34	
Lettuce, Other Boston	each	1.99	5	1.99		1.99	68	1.99		0.79	6	0.79	
Lettuce, Other Green Leaf	each	0.99	207	0.99	96	0.98-2.49	113	1.27					
Lettuce, Other Green Leaf	per pound	0.99-1.69	279	1.01	20	0.99	15	0.99		0.99	226	0.99	
Lettuce, Other Red Leaf	each	0.99	207	0.99	96	2.49	10	2.49					
Lettuce, Other Red Leaf	per pound	0.99-1.69	279	1.01	20	0.99	15	0.99		0.99	226	0.99	
Lettuce, Romaine	each	0.97-1.00	509	0.99	39								
Lettuce, Romaine	per pound	0.99-1.69	69	1.08	80	0.99	15	0.99		0.99	7	0.99	
Lettuce, Romaine Hearts	3 count package	2.69-3.49	260	2.97		2.49-3.00	1,766	2.98		2.99	17	2.99	
Mushrooms Portobella	per pound									2.79	6	2.79	
Mushrooms Portobella	8 oz package	2.00-2.49	129	2.30						2.50	7	2.50	
Mushrooms Portobella	6 oz package	2.50-2.99	249	2.62		3.49	18	3.49		2.99-3.00	34	3.00	
Mushrooms White	per pound	2.49	22	2.49		2.49-2.99	285	2.60					
Mushrooms White	8 oz package	0.99-2.00	905	1.70		1.67-2.00	2,443	1.84		1.50-2.00	265	1.87	
Onions Green	per bunch	0.40-0.50	51	0.45		0.34-0.50	65	0.39		0.25-0.69	287	0.58	
Peppers, Bell Type Green	per pound	0.99-1.99	533	1.61	5					0.99-1.99	111	1.07	17
Peppers, Bell Type Green	each	1.00	190	1.00	100	0.69-1.66	149	1.01	7	0.33-1.00	338	0.79	33
Peppers, Bell Type Orange	each	1.25-2.00	210	1.32		1.25-2.00	134	1.92		1.50-2.50	82	1.73	
Peppers, Bell Type Orange-Greenhouse	per pound	3.49	8	3.49									
Peppers, Bell Type Orange-Greenhouse	each					1.67	78	1.67					
Peppers, Bell Type Red	per pound	1.49-2.99	383	2.23		1.99	2	1.99		0.98-2.99	13	2.06	
Peppers, Bell Type Red	each	0.99-2.00	217	1.31		0.99-2.00	149	1.82		1.00-2.50	289	1.37	
Peppers, Bell Type Red-Greenhouse	per pound	3.49	8	3.49									
Peppers, Bell Type Red-Greenhouse	each					1.67	78	1.67					
Peppers, Bell Type Yellow	per pound									2.99	7	2.99	
Peppers, Bell Type Yellow	each	1.25-2.00	210	1.32		1.25-2.00	134	1.92		1.25-2.50	274	1.39	
Peppers, Bell Type Yellow-Greenhouse	per pound	3.49	8	3.49									
Peppers, Bell Type Yellow-Greenhouse	each					1.67	78	1.67					
Peppers, Other Jalapeno	per pound	0.99-1.99	16	1.49		0.99	7	0.99		0.69-1.08	46	0.83	13
Peppers, Other Mixed Mini Sweet	1 lb package									2.99	10	2.99	

Wtd Avg - Simple weighted average



Commodity Variety	Unit	NORTHEAST U.S.				SOUTHEAST U.S.				MIDWEST U.S.			
		Price Range	Stores with Ads	Wtd Avg Price	% Marked Local	Price Range	Stores with Ads	Wtd Avg Price	% Marked Local	Price Range	Stores with Ads	Wtd Avg Price	% Marked Local
Types													
Peppers, Other Serrano	per pound									0.49-0.79	21	0.69	
Radishes	per bunch	0.50-1.49	119	1.25	7	0.50	5	0.50		0.67-1.29	118	0.79	
Radishes	1 lb bag					1.50	10	1.50		1.49-1.99	127	1.97	
Salad Mixed Types	1 lb bag					2.50	43	2.50					
Salad Mixed Types	10 - 12 oz package	2.00-3.50	547	2.53		0.99-2.50	884	2.27		0.99-3.99	1,198	2.38	
Salad Mixed Types	5 - 9 oz package	1.98-3.79	732	2.46	2	1.99-3.50	1,930	2.16		0.99-3.25	1,165	2.44	
Spinach	per bunch					1.50	46	1.50		0.79-0.99	57	0.88	
Spinach Flat, Baby Type	8 oz package	1.99	25	1.99						3.99	8	3.99	
Spinach Flat, Baby Type	5 - 6 oz package									2.50	17	2.50	
Squash Acorn	per pound	0.59	9	0.59	100								
Squash Butternut	per pound					0.99	34	0.99					
Squash Grey	per pound									0.79	8	0.79	
Squash Yellow Crookneck/Straightneck	per pound	0.77-1.88	2,073	1.22	10	0.99-1.79	1,349	1.33	1	0.79-1.68	778	1.10	27
Squash Zucchini	per pound	0.77-1.88	2,160	1.22	10	0.99-1.79	1,349	1.33	1	0.69-1.68	924	1.07	26
Sweet Potatoes	per pound	0.69-0.99	205	0.86		0.49-0.88	94	0.58		0.99-1.49	292	1.33	
Tomatoes	per pound	0.99-2.49	472	1.60	12	0.99-2.99	342	1.90	35	0.98-2.79	420	1.28	23
Tomatoes Vine Ripes	per pound	0.99-1.99	103	1.71	20	0.98-1.49	125	1.15	6	0.89-2.99	112	1.65	
Tomatoes Vine Ripes-Greenhouse	per pound	1.99	8	1.99						1.99	30	1.99	
Tomatoes Vine Ripes, On The Vine-Greenhouse	per pound	1.49-1.99	396	1.95		1.29-1.99	267	1.56		1.29-2.49	121	2.25	
Tomatoes, Grape Type -Greenhouse	1 pint package					2.49	7	2.49					
Tomatoes, Grape Type	1 pint package	1.50-2.99	1,167	2.47		1.25-2.78	248	2.50		1.49-2.99	828	2.20	
Tomatoes, Grape Type	10 oz package	2.49-2.99	551	2.51		2.49	359	2.49		2.00-3.00	684	2.49	
Tomatoes, Plum Type Roma	per pound	0.77-1.99	655	1.00	20	0.89-1.49	1,587	1.10		0.79-2.99	512	1.32	3
Tomatillos	per pound									0.69-0.79	27	0.75	
Vegetables Other Cactus Leaf (Nopales)	per pound									0.69	8	0.69	
<b>VEGETABLES - ORGANIC</b>													
Broccoli	per pound									0.79	7	0.79	
Broccoli	per bunch	3.59-3.99	202	3.84		3.49-3.59	1,475	3.55					
Broccoli Crown Cut	per pound	1.99	8	1.99									

Wtd Avg - Simple weighted average



Commodity Variety	Unit	NORTHEAST U.S.				SOUTHEAST U.S.				MIDWEST U.S.			
		Price Range	Stores with Ads	Wtd Avg Price	% Marked Local	Price Range	Stores with Ads	Wtd Avg Price	% Marked Local	Price Range	Stores with Ads	Wtd Avg Price	% Marked Local
Beets	per bunch	2.50	101	2.50						1.25	7	1.25	
Cabbage Round Green Type	per pound	1.29	8	1.29									
Carrots	1 lb bag									0.69	7	0.69	
Carrots	per bunch	2.50-2.99	35	2.60									
Carrots Baby Peeled	1 lb bag	1.39-2.50	680	1.92		1.39-1.67	437	1.44		0.99-2.00	742	1.63	
Cauliflower	each	3.99	7	3.99		3.59-3.99	1,035	3.62		2.50	16	2.50	
Cauliflower	per pound	3.59	74	3.59									
Celery	each	2.00-2.99	121	2.14									
Celery Hearts	each	2.99-3.49	165	3.42						1.99-2.50	134	2.47	
Celery Hearts	per pound	2.49	8	2.49									
Cucumbers	each	0.79	40	0.79						0.79	11	0.79	
Cucumbers Long Seedless-Greenhouse	each	4.99	70	4.99						1.98	7	1.98	
Greens Kale	per bunch	1.33-2.50	391	2.21	10					1.98	7	1.98	100
Lettuce, Iceberg	each	2.49-2.99	196	2.79		1.99	1,135	1.99		0.99-1.49	18	1.41	
Lettuce, Other Green Leaf	per pound	1.49	7	1.49									
Lettuce, Other Red Leaf	per pound	1.49	7	1.49									
Lettuce, Romaine	each									1.48	7	1.48	100
Lettuce, Romaine Hearts	3 count package	2.99	348	2.99		2.99-3.99	298	3.25		2.99-3.99	101	3.20	
Mushrooms White	8 oz package	2.99-3.49	314	3.00						1.49-1.99	72	1.97	
Mushrooms White	6 oz package	2.99	49	2.99									
Onions Green	per bunch	1.00	415	1.00		0.99	38	0.99					
Peppers, Bell Type Green	each									0.50-0.79	34	0.61	
Peppers, Other Mixed Mini Sweet Types	1 lb package					2.79	453	2.79		2.98-3.99	126	3.93	
Salad Mixed Types	1 lb bag	3.99	267	3.99		5.49	78	5.49		3.50	23	3.50	
Salad Mixed Types	10 - 12 oz package									4.99	56	4.99	
Salad Mixed Types	5 - 9 oz package	2.00-3.99	1,185	3.20		2.99-3.99	1,151	3.48		2.50-3.79	750	3.02	
Spinach Flat, Baby Type	10 oz package	4.97	30	4.97									
Spinach Flat, Baby Type	9 oz package	3.49	7	3.49									
Spinach Flat, Baby Type	5 - 6 oz package									2.99-3.99	32	3.33	
Squash Yellow Crookneck/Straightneck	per pound									1.59	12	1.59	
Squash Zucchini	per pound									1.59	12	1.59	

Wtd Avg - Simple weighted average



Commodity Variety	Unit	NORTHEAST U.S.				SOUTHEAST U.S.				MIDWEST U.S.			
		Price Range	Stores with Ads	Wtd Avg Price	% Marked Local	Price Range	Stores with Ads	Wtd Avg Price	% Marked Local	Price Range	Stores with Ads	Wtd Avg Price	% Marked Local
Sweet Potatoes	per pound	1.99	89	1.99		1.99	2	1.99					
Tomatoes Vine Ripe - Heirloom Varieties	per pound	3.99	110	3.99		3.99	89	3.99		3.99	61	3.99	
Tomatoes, Cherry	1 pint package					2.99	63	2.99					
Tomatoes, Grape Type	1 pint package	2.50-3.99	107	2.84		2.50	65	2.50		2.98-2.99	37	2.99	
Tomatoes, Grape Type	10 oz package									2.00	28	2.00	

**OTHER SPECIALTY CROPS ITEMS**

Hemp Protein	16 oz package	14.99	40	14.99		15.49	31	15.49		14.99	11	14.99	
Hemp Seeds-Shelled	8 oz package					7.99	31	7.99					
Hemp Seeds-Shelled	16 oz package					14.99	31	14.99					

**OTHER SPECIALTY CROPS ITEMS - ORGANIC**

Hemp Protein	16 oz package					16.99	26	16.99					
Hemp Seeds-Shelled	4 oz package	4.99	40	4.99						4.99	11	4.99	
Hemp Seeds-Shelled	8 oz package					10.99	31	10.99					
Hemp Seeds-Shelled	12 oz package	12.99	40	12.99		13.99	31	13.99		12.99	11	12.99	
Hemp Seeds-Shelled	16 oz package					14.99	31	14.99					

**SEASONAL ITEMS**

Gladiola	bunched 10s									3.99	186	3.99	
Gladiola	bunched 5s									2.99	19	2.99	
Rose, Hybrid Tea	bunched 12s	9.99	30	9.99		6.00-9.99	520	6.95		6.00-10.99	1,082	6.79	

Commodity Variety	Unit	SOUTH CENTRAL U.S.				SOUTHWEST U.S.				NORTHWEST U.S.			
		Price Range	Stores with Ads	Wtd Avg Price	% Marked Local	Price Range	Stores with Ads	Wtd Avg Price	% Marked Local	Price Range	Stores with Ads	Wtd Avg Price	% Marked Local
<b>FRUITS</b>													
Apples Braeburn	per pound									0.99	29	0.99	
Apples Fuji	per pound	0.77-0.99	338	0.78		0.79-1.69	221	1.01		0.78-1.69	47	1.37	

Wtd Avg - Simple weighted average



Commodity Variety	Unit	SOUTH CENTRAL U.S.				SOUTHWEST U.S.				NORTHWEST U.S.			
		Price Range	Stores with Ads	Wtd Avg Price	% Marked Local	Price Range	Stores with Ads	Wtd Avg Price	% Marked Local	Price Range	Stores with Ads	Wtd Avg Price	% Marked Local
Apples Gala	per pound	0.33-0.98	482	0.81		0.50-1.99	314	1.79		1.29	10	1.29	
Apples Gala	3 lb bag	2.49	9	2.49									
Apples Golden Delicious	per pound	0.99	13	0.99									
Apples Granny Smith	per pound	0.99	14	0.99		0.33-1.99	342	1.63					
Apples Honeycrisp	per pound	0.99-3.69	78	2.37									
Apples Jonagold	per pound					0.49	45	0.49					
Apples Pink Lady/Cripps Pink	per pound	0.98	99	0.98		0.98	146	0.98		1.49	9	1.49	100
Apples Red Delicious	per pound	0.89-0.99	35	0.98		0.33-0.79	52	0.37					
Apples Red Delicious	3 lb bag	2.99-3.29	30	3.24									
Apples Red Delicious	2 lb bag	1.89	9	1.89									
Apples, Processed Juice	64 oz (1/2 gallon)	0.99-2.49	684	1.48		0.99-2.29	1,255	1.39		0.99-2.48	13	1.99	
Apples, Processed Juice Marked Cider	64 oz (1/2 gallon)	1.77-2.29	12	2.03		2.29	1	2.29		1.79	5	1.79	
Apricots	per pound									1.99	9	1.99	
Avocados Hass	each	0.39-2.00	1,566	1.02		0.25-1.67	1,474	1.17	63	0.88-2.00	411	1.29	
Avocados Various Greenskin Varieties	each	0.89-1.67	200	1.54		0.79-1.50	75	1.13					
Bananas	per pound	0.38-0.69	88	0.50		0.20-0.69	519	0.42					
Blueberries	6 oz package	1.66-1.99	104	1.68		0.98-3.50	359	2.24	19	2.99-4.99	16	3.87	44
Blueberries	1 pint package	1.49-2.99	615	1.82		1.49-2.50	91	2.11		1.50	10	1.50	
Blueberries	18 oz package	3.98-5.00	266	4.64		1.99-5.99	846	4.31		2.99-5.99	45	4.86	
Cantaloups	each	0.67-2.99	826	1.93	3	2.00-3.00	1,268	2.67	48	1.98-2.50	129	2.32	
Cantaloups	per pound	0.48-0.49	202	0.48	3	0.25-0.99	733	0.38	6	0.15-0.79	130	0.45	
Cherries Red Varieties	per pound	1.77-4.99	665	3.16		1.99-4.99	318	4.71		2.98-3.99	62	3.55	15
Clementines	3 lb bag	5.99	63	5.99		3.99	413	3.99		3.88-4.99	185	4.61	
Clementines	2 lb bag	2.97	172	2.97						3.99	206	3.99	
Fruit, Other Apple Pears	each					0.50	6	0.50					
Fruit, Other Cactus Pears	per pound					0.25-0.50	15	0.42					
Grapes Black Seedless	per pound	0.97-1.99	595	1.28		0.33-2.99	750	1.34	42	0.97-1.69	17	1.61	
Grapes Red Seedless	per pound	0.95-1.99	1,587	1.33		0.89-2.99	2,475	1.59	38	0.97-2.99	342	1.80	
Grapes White Seedless Type	per pound	0.97-1.99	1,510	1.42		0.89-2.99	2,433	1.59	38	0.97-2.99	342	1.80	
Honeydews	each	2.50-3.99	333	2.98		2.50-3.49	144	2.95					
Honeydews	per pound	0.78-0.99	206	0.84		0.25-0.99	193	0.82	13	0.99-1.29	24	1.10	
Kiwifruit Hayward	each	0.25-0.40	54	0.27		0.33	11	0.33		0.33	18	0.33	
Lemons	each	0.25-0.67	126	0.42						0.58	11	0.58	

Wtd Avg - Simple weighted average



Commodity Variety	Unit	SOUTH CENTRAL U.S.				SOUTHWEST U.S.				NORTHWEST U.S.			
		Price Range	Stores with Ads	Wtd Avg Price	% Marked Local	Price Range	Stores with Ads	Wtd Avg Price	% Marked Local	Price Range	Stores with Ads	Wtd Avg Price	% Marked Local
Lemons	per pound					0.99	10	0.99					
Lemons	2 lb bag	1.99	9	1.99									
Limes	each	0.08-0.67	126	0.31		0.10-0.50	92	0.14		0.10-0.20	26	0.17	
Limes	per pound					0.67-0.89	64	0.71					
Mangoes	each	0.20-1.50	967	0.74		0.14-1.50	1,635	0.97		0.77-2.00	107	1.66	
Misc Berries Blackberries	5.6 - 6 oz package	2.99-3.33	59	3.27						2.00	121	2.00	
Nectarines Various White Flesh Varieties	per pound	0.99-2.49	117	1.84		1.47-2.49	655	1.85	48	1.99	3	1.99	
Nectarines Various Yellow Flesh Varieties	per pound	0.99-1.99	262	1.36		0.79-2.29	2,074	1.69	53	0.98-2.99	402	1.90	2
Oranges Navel	each	0.66	10	0.66									
Oranges Navel	per pound	0.98-1.99	237	1.55		0.79-1.69	381	1.07		0.88-1.99	112	1.78	
Oranges Navel	4 lb bag	3.29	9	3.29									
Oranges Valencia	per pound					0.50-1.39	67	0.68					
Papaya Maradol/Tainung Types	per pound	0.79-0.99	453	0.85		0.50-0.89	178	0.66					
Peaches Various White Flesh Varieties	per pound	0.77-2.49	211	1.35		1.79-2.49	840	2.08	59	1.79	19	1.79	
Peaches Various Yellow Flesh Varieties	per pound	0.77-2.48	1,831	1.40	5	0.50-2.49	1,629	1.89	57	0.98-2.99	372	1.83	8
Pears Bartlett	per pound	1.49-1.69	100	1.55		0.49-1.99	213	0.91					
Pineapples	each	0.99-2.99	243	2.13						2.50	36	2.50	
Pineapples	per pound					0.50-0.98	80	0.60		0.98	18	0.98	
Plums	per pound	0.77-1.99	1,029	1.27		0.69-2.69	1,371	1.77	68	1.59-3.99	132	2.41	
Plums Interspecific Type	per pound	0.97-2.99	354	2.25		1.99	17	1.99					
Raspberries Red	6 oz package	2.99-3.33	59	3.27		3.50	9	3.50		2.00	121	2.00	
Strawberries	1 lb package	2.00-3.99	259	3.57		1.66-3.50	198	3.17	35	2.00-3.49	190	2.43	
Strawberries	2 lb package	3.99	60	3.99		5.00	260	5.00					
Tangerines	per pound	1.49	68	1.49		0.99-1.69	37	1.56					
Tangerines	3 lb bag	2.99-3.99	539	3.51		2.99-3.99	260	3.75		3.99	15	3.99	
Tangerines	2 lb bag					4.99	8	4.99					
Tangelos	per pound	0.77	325	0.77		1.50	5	1.50					
Watermelons Red Flesh Seeded Type	each	4.99-6.99	44	5.49									
Watermelons Red Flesh Seeded Type	per pound					0.20	30	0.20					

Wtd Avg - Simple weighted average





Commodity Variety	Unit	SOUTH CENTRAL U.S.				SOUTHWEST U.S.				NORTHWEST U.S.			
		Price Range	Stores with Ads	Wtd Avg Price	% Marked Local	Price Range	Stores with Ads	Wtd Avg Price	% Marked Local	Price Range	Stores with Ads	Wtd Avg Price	% Marked Local
Watermelons Red Flesh Seedless Miniature	each	2.99-3.00	74	3.00		2.97	113	2.97		1.88-4.99	135	3.20	
Watermelons Red Flesh Seedless Type	each	1.99-5.99	987	4.60	12	1.99-6.00	457	2.12	69	3.99-4.99	50	4.81	44
Watermelons Red Flesh Seedless Type	per pound	0.20-0.29	48	0.25		0.20-0.39	813	0.32		0.20-0.39	119	0.35	
<b>FRUITS - ORGANIC</b>													
Apples Fuji	per pound					1.69	12	1.69					
Apples Gala	per pound	1.48-1.49	125	1.48		1.48-1.49	150	1.48		1.49	19	1.49	
Apples Granny Smith	3 lb bag					3.99	35	3.99					
Avocados Hass	each	1.50	54	1.50		0.99-1.50	250	1.47		1.50-2.00	24	1.69	
Bananas	per pound									0.99	9	0.99	
Blueberries	6 oz package	1.99-2.98	388	2.61		2.50-3.99	536	3.06		2.50-3.99	221	3.89	
Blueberries	1 pint package	2.50-3.99	129	3.19						3.99-4.49	41	4.10	
Blueberries	18 oz package	3.88	148	3.88		5.99	612	5.99		3.88	2	3.88	
Cantaloups	each									3.99	17	3.99	
Cantaloups	per pound					0.49	12	0.49		0.99	18	0.99	61
Grapes Black Seedless	per pound	1.69-2.48	372	2.11		2.99	4	2.99		1.97	2	1.97	
Grapes Red Seedless	per pound	1.49-2.99	561	2.22		1.88-3.49	320	2.47		1.97-2.99	41	2.94	
Grapes White Seedless Type	per pound	1.69-2.99	593	2.26		1.88-3.49	312	2.47		1.97-2.99	41	2.94	
Kiwifruit Hayward	1 lb bag					3.00	4	3.00					
Mangoes	each					0.49-1.67	254	1.43		1.50	20	1.50	
Misc Berries Blackberries	5.6 - 6 oz package	2.98	99	2.98		3.00-3.99	406	3.63		3.99	206	3.99	
Nectarines Various White Flesh Varieties	per pound	2.98	6	2.98		1.79-2.48	150	2.46		2.49-2.99	38	2.71	55
Nectarines Various Yellow Flesh Varieties	per pound	2.98-2.99	32	2.99		2.48-3.99	200	2.81		2.99	11	2.99	100
Oranges Valencia	3 lb bag	4.99	18	4.99									
Peaches Various White Flesh Varieties	per pound	2.98	6	2.98		2.48	146	2.48					
Peaches Various Yellow Flesh Varieties	per pound	2.48	6	2.48	100	1.50-3.99	173	2.54		2.49-2.99	49	2.78	65
Pineapples	each					3.99	612	3.99					
Plums	per pound	1.98	6	1.98		1.99-2.49	161	2.02					
Raspberries Red	6 oz package	1.50-3.00	582	2.14		3.00-3.99	406	3.63		3.00-3.99	282	3.72	
Strawberries	1 lb	3.00	132	3.00		3.77	4	3.77		3.00	123	3.30	

Wtd Avg - Simple weighted average



Commodity Variety	Unit	SOUTH CENTRAL U.S.				SOUTHWEST U.S.				NORTHWEST U.S.			
		Price Range	Stores with Ads	Wtd Avg Price	% Marked Local	Price Range	Stores with Ads	Wtd Avg Price	% Marked Local	Price Range	Stores with Ads	Wtd Avg Price	% Marked Local
	package									3.99			
Watermelons Red Flesh Seedless Miniature	each	5.99	132	5.99		3.50-3.99	21	3.71		5.99	86	5.99	
Watermelons Red Flesh Seedless Type	per pound					0.49	12	0.49		0.59	21	0.59	100

**ONIONS AND POTATOES**

Onions, Dry Red	per pound	0.99-1.19	27	1.06		0.50-1.18	80	0.76		0.58-1.29	43	1.15	40
Onions, Dry White	per pound	0.33-0.69	116	0.40		0.25-0.67	304	0.46		0.58	8	0.58	
Onions, Dry White	2 lb bag	1.00	23	1.00		0.99-1.00	12	0.99					
Onions, Dry White	3 lb bag	1.00	11	1.00									
Onions, Dry Yellow	per pound	0.89-1.29	39	1.19		0.33-0.89	222	0.51					
Onions, Dry Yellow	3 lb bag	0.99-1.99	60	1.21									
Onions, Dry Yellow Marked Sweet	per pound	0.89-1.49	151	1.18		1.69	15	1.69		0.68-1.69	331	1.20	1
Onions, Dry Yellow Marked Sweet	3 lb bag					2.99	264	2.99					
Potatoes Round Red	per pound	0.89	32	0.89		0.89-1.49	32	1.19					
Potatoes Round Red	5 lb bag									5.99	29	5.99	
Potatoes Round White	per pound	0.79-0.89	276	0.86		0.89-0.99	62	0.97					
Potatoes Russet	per pound	0.89	23	0.89		0.88	47	0.88					
Potatoes Russet	5 lb bag	1.88-2.99	89	2.49		1.99-2.79	157	2.76					
Potatoes Russet	10 lb bag	1.88-2.99	211	2.28									
Potatoes Yellow Type	per pound									0.98	21	0.98	
Potatoes Yellow Type	5 lb bag									3.99-5.99	47	5.22	

**ONIONS AND POTATOES - ORGANIC**

Onions, Dry Red	per pound	1.48	6	1.48									
Onions, Dry White	2 lb bag					3.49	45	3.49					
Onions, Dry Yellow	per pound	1.48	6	1.48									
Onions, Dry Yellow Marked Sweet	per pound									1.29-1.49	51	1.41	63
Onions, Dry Yellow Marked Sweet	2 lb bag	2.98	99	2.98									
Potatoes Round Red	per pound	1.48	6	1.48									
Potatoes Yellow Type	per pound	1.48	6	1.48									

**VEGETABLES**



Commodity Variety	Unit	SOUTH CENTRAL U.S.				SOUTHWEST U.S.				NORTHWEST U.S.			
		Price Range	Stores with Ads	Wtd Avg Price	% Marked Local	Price Range	Stores with Ads	Wtd Avg Price	% Marked Local	Price Range	Stores with Ads	Wtd Avg Price	% Marked Local
Artichokes	each	1.25-2.00	104	1.67									
Asparagus Green	per pound	1.99-2.99	96	2.83		0.99-2.99	840	2.97		0.98-3.59	53	1.45	
Beans Round Green Type	per pound	0.99-1.37	50	1.30		0.50-1.99	43	1.55	19	1.88-1.99	258	1.96	12
Broccoli	per pound	1.29-1.99	171	1.73		0.50	47	0.50					
Broccoli	per bunch	1.99-2.50	110	2.48									
Broccoli Crown Cut	per pound	1.29-1.79	79	1.46		0.89-1.28	198	0.98		0.98-1.49	211	1.32	
Brussels Sprouts	per pound	1.48	99	1.48		2.49	152	2.49					
Beets	per pound					0.49	45	0.49					
Cabbage Round Green Type	per pound	0.50-0.79	110	0.60		0.25-0.50	119	0.42	35	0.48-0.58	19	0.54	
Carrots	per pound					0.33	50	0.33					
Carrots	2 lb bag					0.79	10	0.79		1.48	6	1.48	
Carrots Baby Peeled	1 lb bag	0.88-1.58	232	1.28		0.50	5	0.50					
Carrots Baby Peeled	2 lb bag	1.99-2.50	328	2.00		2.00	612	2.00		1.99-2.50	303	2.35	
Cauliflower	each	1.99-2.99	331	2.42		0.99-2.50	37	1.68					
Cauliflower	per pound	0.98-2.99	109	1.07		0.50-1.66	263	0.89		0.98-1.49	222	1.31	
Celery	each					0.50-1.29	36	0.87		0.98	8	0.98	
Cilantro	per bunch	0.25-0.67	443	0.55		0.25-0.69	697	0.50		0.59	20	0.59	
Corn-Sweet	each	0.19-0.67	797	0.39	4	0.20-0.69	961	0.34	33	0.25-0.69	205	0.52	16
Cucumbers	each	0.32-0.89	398	0.59	9	0.20-0.50	185	0.32		0.69-0.79	38	0.71	
Eggplant	per pound	0.99	72	0.99	35	0.79-0.89	33	0.86					
Eggplant	each	1.49-1.50	27	1.50	67								
Garlic	per pound	1.99	178	1.99									
Garlic	per sleeve	1.39-1.50	79	1.41		0.99-1.99	78	1.23		1.50	8	1.50	
Greens Kale	per bunch					0.49-0.50	50	0.49					
Lettuce, Iceberg	each					0.33-1.49	135	0.63	6	0.50-0.78	27	0.58	
Lettuce, Other Green Leaf	each	1.29	7	1.29		0.79-1.19	317	0.97		0.90-1.50	82	1.27	5
Lettuce, Other Red Leaf	each	1.29	7	1.29		0.79-0.99	307	0.96		0.90-1.29	46	1.10	9
Lettuce, Romaine	each					0.79-1.49	307	0.98	3	0.90-1.29	52	1.12	42
Lettuce, Romaine Hearts	3 count package					1.50	30	1.50					
Mushrooms Portobella	8 oz package	2.50	46	2.50									
Mushrooms Portobella	6 oz package	2.99	10	2.99									
Mushrooms White	8 oz package	1.89-2.99	11	2.30		1.29-2.00	35	1.82		1.68-2.00	52	1.89	
Onions Green	per bunch	0.67	172	0.67		0.33-0.89	652	0.53		0.38	8	0.38	

Wtd Avg - Simple weighted average



Commodity Variety	Unit	SOUTH CENTRAL U.S.				SOUTHWEST U.S.				NORTHWEST U.S.			
		Price Range	Stores with Ads	Wtd Avg Price	% Marked Local	Price Range	Stores with Ads	Wtd Avg Price	% Marked Local	Price Range	Stores with Ads	Wtd Avg Price	% Marked Local
Peppers, Bell Type Green	per pound					0.89-2.49	33	1.66					
Peppers, Bell Type Green	each	0.50-0.89	195	0.70	53	0.49-0.50	425	0.50		0.79	35	0.79	
Peppers, Bell Type Orange	each	1.25-2.00	54	1.36		0.97-1.25	57	0.97		0.88-1.89	516	1.27	
Peppers, Bell Type Orange-Greenhouse	each	1.25	4	1.25									
Peppers, Bell Type Red	per pound	1.99	45	1.99						1.99	19	1.99	
Peppers, Bell Type Red	each	0.98-2.00	298	1.30		0.77-1.25	815	0.95		0.88-1.89	516	1.27	
Peppers, Bell Type Red-Greenhouse	each	1.25	4	1.25									
Peppers, Bell Type Yellow	per pound	1.99	45	1.99						1.99	19	1.99	
Peppers, Bell Type Yellow	each	1.25-2.00	54	1.36		0.97-1.25	57	0.97		0.88-1.89	516	1.27	
Peppers, Bell Type Yellow-Greenhouse	each	1.25	4	1.25									
Peppers, Other Jalapeno	per pound	0.50-1.20	346	0.82	5	0.33-0.77	155	0.58					
Peppers, Other Serrano	per pound	0.59-0.69	108	0.67		0.79-1.49	60	0.93		1.49	18	1.49	
Radishes	per bunch	0.99	17	0.99		0.33-0.89	457	0.54		0.38	8	0.38	
Salad Mixed Types	10 - 12 oz package	0.69-5.98	500	2.77		1.00-3.00	338	2.27		2.00-2.50	112	2.42	
Salad Mixed Types	5 - 9 oz package	1.29-3.33	453	2.19		1.67-2.50	20	1.89		2.00-3.00	118	2.45	
Spinach	per bunch	1.49-1.50	17	1.49		0.79-0.99	24	0.87		1.25	15	1.25	
Spinach Flat, Baby Type	8 oz package	2.88	21	2.88									
Spinach Flat, Baby Type	5 - 6 oz package	2.00	172	2.00									
Squash Grey	per pound	0.69	11	0.69		0.50-0.79	61	0.76					
Squash Yellow Crookneck/Straightneck	per pound	0.89-1.60	575	1.03	4	0.99	65	0.99		1.29	121	1.29	
Squash Zucchini	per pound	0.89-1.60	315	1.16	8	0.33-1.29	160	0.89		0.89-1.29	220	1.27	15
Sweet Potatoes	per pound	1.49	40	1.49									
Tomatoes	per pound	1.48-1.50	70	1.49	36	0.99-1.99	648	1.96	2	0.98-1.99	18	1.54	56
Tomatoes Vine Ripe - Heirloom Varieties	per pound	3.99	25	3.99	100	2.99-3.99	164	3.06	7				
Tomatoes Vine Ripes	per pound	1.49-1.99	100	1.55	83	0.99-1.99	292	1.09	10	1.28-1.99	68	1.74	
Tomatoes Vine Ripes-Greenhouse	per pound									1.58	6	1.58	
Tomatoes Vine Ripes, On The Vine-Greenhouse	per pound					1.97	113	1.97					
Tomatoes, Grape Type	1 pint package	2.00-2.88	41	2.86									
Tomatoes, Grape Type	10 oz package	1.99-3.00	423	2.60		2.49-2.50	51	2.49	31				
Tomatoes, Plum Type Roma	per pound	0.50-1.49	322	1.01	12	0.50-1.99	471	1.02		0.98-1.49	90	1.18	
Tomatillos	per pound	0.59-0.88	10	0.62		0.25-0.89	197	0.49		0.89	18	0.89	

Wtd Avg - Simple weighted average



Commodity Variety	Unit	SOUTH CENTRAL U.S.				SOUTHWEST U.S.				NORTHWEST U.S.			
		Price Range	Stores with Ads	Wtd Avg Price	% Marked Local	Price Range	Stores with Ads	Wtd Avg Price	% Marked Local	Price Range	Stores with Ads	Wtd Avg Price	% Marked Local
Vegetables Other Cactus Leaf (Nopales)	per pound					0.50-1.29	21	0.91					
<b>VEGETABLES - ORGANIC</b>													
Beans Round Green Type	per pound									2.49-2.99	40	2.73	53
Broccoli	per bunch					2.99	260	2.99		1.98	19	1.98	
Brussels Sprouts	per pound					2.49	8	2.49					
Beets	per bunch	1.67	172	1.67		1.69	612	1.69		2.50	21	2.50	
Carrots	per bunch	1.67	172	1.67		1.69-1.89	621	1.69		1.98-2.50	40	2.25	10
Carrots Baby Peeled	1 lb bag	0.99	5	0.99		1.39-1.50	80	1.45					
Celery	each					1.50	4	1.50					
Cilantro	per bunch					0.99	624	0.99					
Cucumbers	each	0.88	6	0.88		0.79-0.99	233	0.92		0.50	19	0.50	
Cucumbers Long Seedless- Greenhouse	each	1.98	6	1.98		2.00	46	2.00					
Greens Kale	per bunch	0.67-1.98	204	0.84	3	1.50-2.00	28	1.65		2.00	9	2.00	
Greens Swiss Chard	per bunch	1.67-1.98	178	1.68	3								
Lettuce, Iceberg	each	1.99	18	1.99									
Lettuce, Other Green Leaf	each	1.98	6	1.98	100	1.69-2.69	23	2.34					
Lettuce, Other Red Leaf	each	1.98	6	1.98	100	1.69-2.69	23	2.34					
Lettuce, Romaine	each	1.48	6	1.48	100					2.00	7	2.00	100
Mushrooms White	8 oz package									2.50	146	2.50	
Mushrooms White	6 oz package	1.99	5	1.99									
Onions Green	per bunch	1.00	45	1.00		0.79-0.99	666	0.98		0.99-1.25	28	1.07	
Peppers, Other Mixed Mini Sweet Types	1 lb package	2.98	6	2.98									
Radishes	per bunch					0.99	612	0.99					
Salad Mixed Types	1 lb bag					3.99-5.00	413	4.63					
Salad Mixed Types	10 - 12 oz package	4.99	60	4.99									
Salad Mixed Types	5 - 9 oz package	2.50-3.49	362	2.63		2.50-3.50	936	2.70		2.50-3.99	436	2.72	
Spinach Flat, Baby Type	10 oz package	4.99	9	4.99									
Spinach Flat, Baby Type	5 - 6 oz package	2.50-3.99	254	2.98		3.99	18	3.99		3.99	19	3.99	
Squash Yellow Crookneck/Straightneck	per pound	1.98	6	1.98	100	0.99-1.48	150	1.47					
Squash Zucchini	per pound	1.98	6	1.98	100	0.99-1.48	150	1.47		2.99	12	2.99	
Sweet Potatoes	per pound	1.98	6	1.98									

Wtd Avg - Simple weighted average



Commodity Variety	Unit	SOUTH CENTRAL U.S.				SOUTHWEST U.S.				NORTHWEST U.S.			
		Price Range	Stores with Ads	Wtd Avg Price	% Marked Local	Price Range	Stores with Ads	Wtd Avg Price	% Marked Local	Price Range	Stores with Ads	Wtd Avg Price	% Marked Local
Tomatoes Vine Ripe - Heirloom Varieties	per pound	3.99	71	3.99		3.99	107	3.99		3.99-4.99	42	4.28	
Tomatoes Vine Ripes, On The Vine-Greenhouse	per pound					2.49-3.99	343	2.60					
Tomatoes, Cherry	1 pint package					4.99	9	4.99		2.99	7	2.99	
Tomatoes, Grape Type	1 pint package	2.98	6	2.98									
Tomatoes, Grape Type	10 oz package					2.50	11	2.50		2.50-3.00	28	2.68	
Tomatoes, Plum Type Roma	per pound					2.49	260	2.49					

**OTHER SPECIALTY CROPS ITEMS**

Hemp Protein	16 oz package					14.99	53	14.99					
Hemp Seeds-Shelled	7 oz package					10.29	53	10.29					
Hemp Seeds-Shelled	8 oz package					7.99	146	7.99					

**OTHER SPECIALTY CROPS ITEMS - ORGANIC**

Hemp Protein	16 oz package	13.49	45	13.49						13.49	19	13.49	
Hemp Seeds-Shelled	4 oz package					4.99	53	4.99					
Hemp Seeds-Shelled	12 oz package					12.99	53	12.99					

**SEASONAL ITEMS**

Chayote	per pound					0.50	23	0.50					
Chayote	each					0.40	50	0.40		2.00	8	2.00	
Gladiola	bunched 5s					2.99	13	2.99		4.99	206	4.99	
Rose, Hybrid Tea	bunched 12s	6.00-8.00	358	6.20		6.00-11.99	160	7.01		6.00-9.99	147	6.24	
Tulips	bunched 5s									3.34	4	3.34	

Commodity Variety	Unit	ALASKA U.S.				HAWAII U.S.							
		Price Range	Stores with Ads	Wtd Avg Price	% Marked Local	Price Range	Stores with Ads	Wtd Avg Price	% Marked Local				
<b>FRUITS</b>													



Commodity Variety	Unit	ALASKA U.S.				HAWAII U.S.			
		Price Range	Stores with Ads	Wtd Avg Price	% Marked Local	Price Range	Stores with Ads	Wtd Avg Price	% Marked Local
Apples Braeburn	per pound	1.79	11	1.79					
Apples Fuji	per pound				1.49	6	1.49		
Apples Gala	per pound				1.19	4	1.19		
Apples Red Delicious	per pound	1.69	33	1.69					
Apples, Processed Juice	64 oz (1/2 gallon)	1.49-3.00	12	1.62					
Apples, Processed Juice Marked Cider	64 oz (1/2 gallon)	3.00	1	3.00					
Apricots	per pound	3.69	1	3.69					
Avocados Hass	each	0.99-2.50	8	2.31	1.69-2.99	44	2.31		
Blueberries	6 oz package	3.99	33	3.99	3.88	21	3.88		
Blueberries	18 oz package	4.99	1	4.99					
Cantaloups	per pound	1.49	1	1.49	0.99-1.99	44	1.47		
Cherries Red Varieties	per pound	3.98-3.99	14	3.99					
Clementines	2 lb bag	5.49	26	5.49					
Grapes Black Seedless	per pound	1.49	11	1.49					
Grapes Red Seedless	per pound	1.49-2.99	12	1.62	2.59-4.99	50	3.87		
Grapes White Seedless Type	per pound	1.49-2.99	12	1.62	3.19-4.99	44	4.05		
Honeydews	each				3.49	3	3.49		
Kiwifruit Hayward	each				0.99	21	0.99		
Kiwifruit Hayward	1 lb bag	4.98	3	4.98					
Mangoes	per pound				3.99	21	3.99		
Nectarines Various White Flesh Varieties	per pound	2.49	1	2.49	1.79	3	1.79		
Nectarines Various Yellow Flesh Varieties	per pound	1.49-2.99	22	2.12	2.48-2.59	27	2.50		
Peaches Various White Flesh Varieties	per pound	2.49	1	2.49	1.79	3	1.79		
Peaches Various Yellow Flesh Varieties	per pound	1.49-2.99	22	2.12	2.48	21	2.48		
Pineapples	each	5.49	1	5.49	1.49	21	1.49	100	
Pineapples	per pound				0.99	23	0.99	100	
Plums	per pound	2.69-3.39	19	3.13	2.69	6	2.69		
Strawberries	1 lb package	3.49	11	3.49	6.49	21	6.49		
Tangerines	per pound	2.29	1	2.29					
Watermelons Red Flesh Seeded Type	per pound	0.68	3	0.68					

Wtd Avg - Simple weighted average



Commodity Variety	Unit	ALASKA U.S.				HAWAII U.S.			
		Price Range	Stores with Ads	Wtd Avg Price	% Marked Local	Price Range	Stores with Ads	Wtd Avg Price	% Marked Local
Watermelons Red Flesh Seedless Miniature	each	4.99-7.99	22	6.49					
Watermelons Red Flesh Seedless Type	each	7.99	7	7.99					
Watermelons Red Flesh Seedless Type	per pound	0.68	3	0.68					
<b>FRUITS - ORGANIC</b>									
Apples Pink Lady/Cripps Pink	per pound					2.99	3	2.99	
Avocados Hass	each	2.99	1	2.99					
Bananas	per pound					1.59	21	1.59	
Grapes Black Seedless	per pound	2.49	11	2.49					
Grapes Red Seedless	per pound	2.49	11	2.49					
Grapes White Seedless Type	per pound	2.49	11	2.49					
Misc Berries Blackberries	5.6 - 6 oz package					5.99	21	5.99	
Raspberries Red	6 oz package					5.99	21	5.99	
Strawberries	1 lb package	3.98	3	3.98					
<b>ONIONS AND POTATOES</b>									
Onions, Dry Yellow Marked Sweet	per pound	0.98	3	0.98					
Potatoes Round Red	5 lb bag	4.98-5.79	14	5.62					
Potatoes Russet	5 lb bag					0.99	23	0.99	
Potatoes Yellow Type	5 lb bag	4.98-5.79	14	5.62					
<b>ONIONS AND POTATOES - ORGANIC</b>									
Onions, Dry Red	2 lb bag	3.19	1	3.19					
<b>VEGETABLES</b>									
Artichokes	each					2.99	3	2.99	
Asparagus Green	per pound					4.99	23	4.99	
Broccoli Baby Hybrid Type	per bunch					3.00	23	3.00	
Cabbage Round Green Type	per pound	1.69	33	1.69		1.19	23	1.19	100
Celery	each	1.99	1	1.99					

Wtd Avg - Simple weighted average





Commodity Variety	Unit	ALASKA U.S.				HAWAII U.S.			
		Price Range	Stores with Ads	Wtd Avg Price	% Marked Local	Price Range	Stores with Ads	Wtd Avg Price	% Marked Local
Corn-Sweet	each	0.89-1.25	32	1.05		0.99	21	0.99	
Cucumbers	each	0.99	11	0.99					
Lettuce, Iceberg	each	1.99	7	1.99	100				
Lettuce, Romaine	per pound					2.59	23	2.59	
Mushrooms White	8 oz package	1.99	11	1.99					
Peppers, Bell Type Green	per pound					1.69-2.99	27	2.70	78
Peppers, Bell Type Green	each	1.25	11	1.25					
Peppers, Bell Type Orange	each	1.50-2.50	44	1.75					
Peppers, Bell Type Red	each	1.50-2.50	44	1.75					
Peppers, Bell Type Yellow	each	1.50-2.50	44	1.75					
Salad Mixed Types	10 - 12 oz package	3.00	26	3.00		4.59	23	4.59	
Salad Mixed Types	5 - 9 oz package	3.00	26	3.00					
Squash Zucchini	per pound	0.98	3	0.98					
Tomatoes	per pound					1.99	21	1.99	100
Tomatoes, Grape Type	10 oz package					3.50	23	3.50	
Tomatoes, Plum Type Roma	per pound	1.79	1	1.79					
<b>VEGETABLES - ORGANIC</b>									
Greens Kale	per bunch	1.98	3	1.98					
Salad Mixed Types	5 - 9 oz package	3.50-3.59	14	3.57		4.99	21	4.99	
Tomatoes Vine Ripe - Heirloom Varieties	per pound					3.99	3	3.99	
Tomatoes Vine Ripes, On The Vine-Greenhouse	per pound	2.49	11	2.49					
Tomatoes, Plum Type Roma	per pound					3.49	21	3.49	
<b>OTHER SPECIALTY CROPS ITEMS - ORGANIC</b>									
Hemp Protein	16 oz package					22.09	3	22.09	
<b>SEASONAL ITEMS</b>									
Rose, Hybrid Tea	bunched 12s	9.00	11	9.00					

**REGIONAL DEFINITIONS**

As used in this report, regions include the following states:

NORTHEAST U.S.	Connecticut, Delaware, Massachusetts, Maryland, Maine, New Hampshire, New jersey, New York, Pennsylvania, Rhode Island and Vermont
SOUTHEAST U.S.	Alabama, Florida, Georgia, Mississippi, North Carolina, South Carolina, Tennessee, Virginia and West Virginia
MIDWEST U.S.	Iowa, Illinois, Indiana, Kentucky, Michigan, Minnesota, North Dakota, Nebraska, Ohio, South Dakota and Wisconsin
SOUTH CENTRAL U.S.	Arkansas, Colorado, Kansas, Louisiana, Missouri, New Mexico, Oklahoma, and Texas
SOUTHWEST U.S.	Arizona, California, Nevada and Utah
NORTHWEST U.S.	Idaho, Montana, Oregon, Washington, and Wyoming
ALASKA U.S.	Alaska
HAWAII U.S.	Hawaii