



Specialty Crops Market News Division

Agricultural
Marketing
Service

National Retail Report - Specialty Crops

Websites: www.marketnews.usda.gov/mnp/fv-home and <http://www.ams.usda.gov/mnreports/fvwretail.pdf>
and http://www.ams.usda.gov/mnreports/wa_lo100.txt

Volume XIV - Number 37

Issued Weekly

Friday, September 11, 2020

Advertised Prices for Specialty Crops at Major Retail Supermarket Outlets ending during the period of 09/05 to 09/17^{1,2}

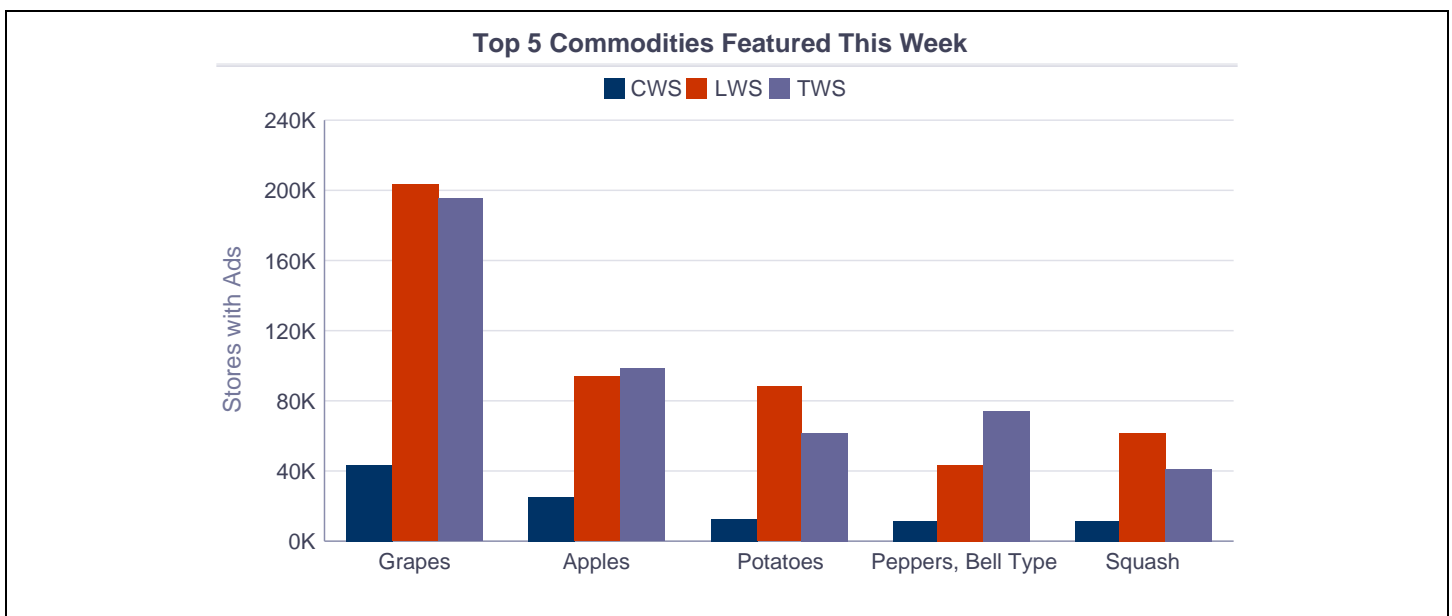
Falling Prices

Rosh Hashanah and Fall were the running themes in ads this week. Though summer produce is still plentiful, there was a distinct shift to autumnal items. Pomegranates, apples, honey, and apple and grape juices were showcased in special Rosh Hashanah sections of flyers along with other traditional foods. New crop pears, acorn and butternut squashes, pumpkins, and potted mums brought bright fall color to the aisles. Hearty vegetables like cabbage and cauliflower were well advertised this week.

Total ad numbers this week were 312,441, a 5% decrease from last weeks 327,011. Total ad numbers for the same week last year were 19% higher than this year. The total number of ads broken out by commodity groups: fruit 178,787 (57% of all ads), onions and potatoes 19,383 (6%), vegetables 108,349 (35%), herbs 1,441, ornamentals 4,481, and hemp 877. The number of ads for organic produce was 49,229, 16% of total ads. The number of retailers citing Covid-19 as their reason for withholding ads this week remained at 1%.

The following are the prices of major advertised items (3,000 plus stores) this week, compared to the same week last year. Significant increases in price for fruit this week included yellow nectarines at 28%, blueberries at 25%, cantaloupes at 22%, plums at 17%, and yellow peaches at 15%. Significant decreases included seedless grapes (black 22%, red 20%, white 11%), Gala apples at 21%, Hass avocados at 16%, and mangos at 13%. There were no significant changes in price for onions and potatoes this week. Significant increases in price for vegetables this week included Roma tomatoes at 13%, iceberg lettuce at 13%, and cauliflower at 12%. Significant decreases included only grape tomatoes at 18%.

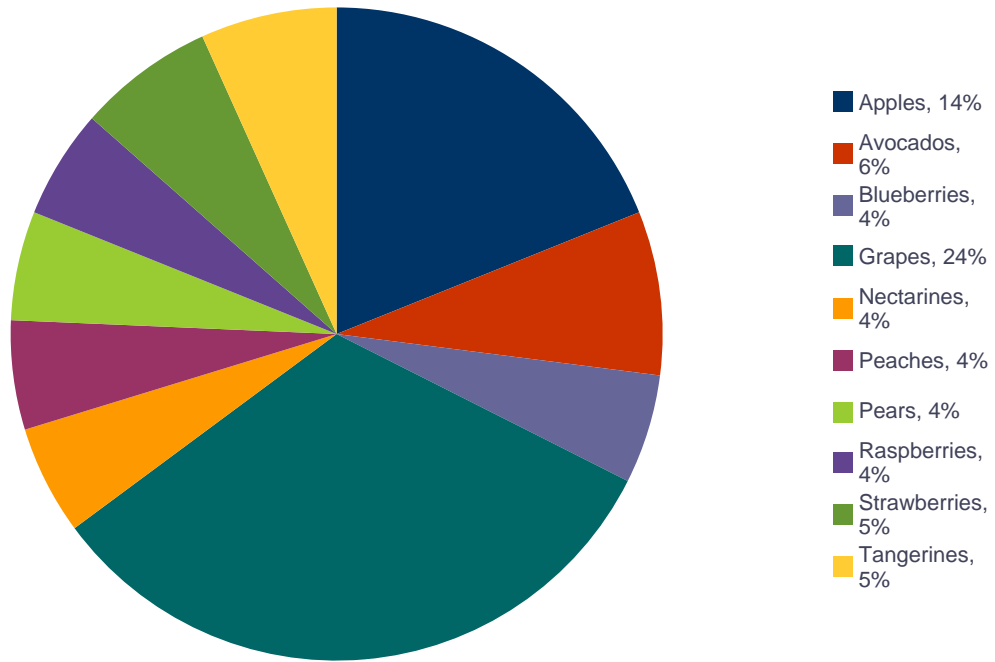
For more detailed information on organic and locally grown produce visit the National Retail--Local and Organic Report at: http://www.ams.usda.gov/mnreports/wa_lo100.txt



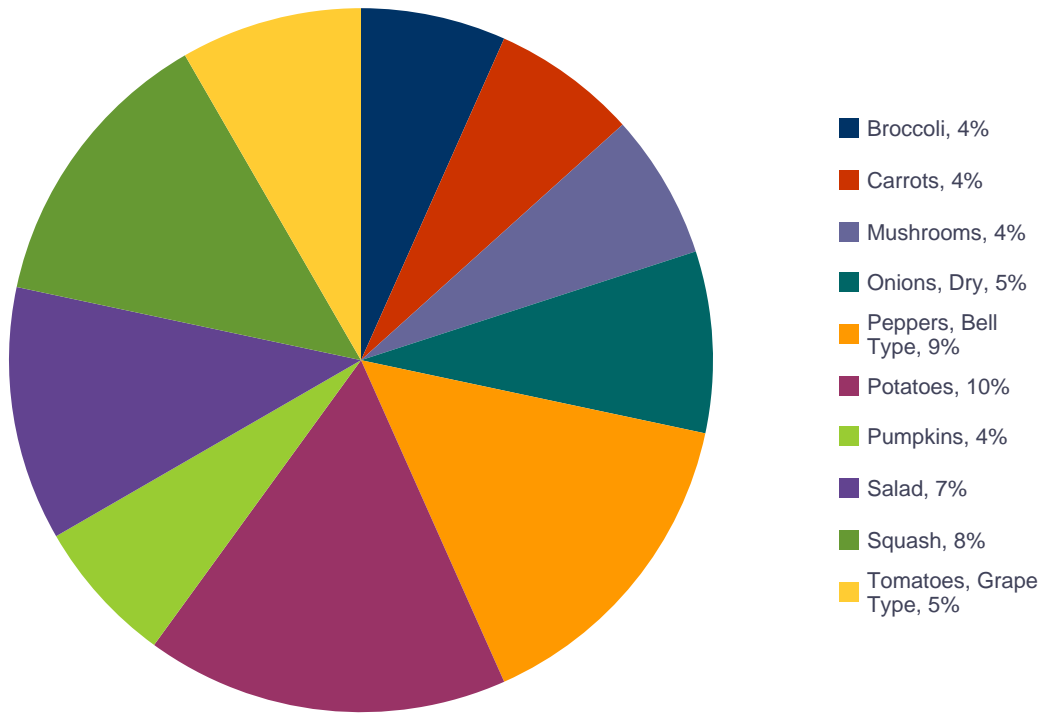
1 - Specialty Crops Market News surveys over 400 retailers, comprising over 30,300 individual stores, with online weekly advertised features.

2 - Date range reflects one week of data collection ending on the report date and encompasses ad pricing good from the Saturday before the report release date through the following Friday.

Top 10 Fruits as Percentage of Total Fruit Ads



Top 10 Vegetables as Percentage of Total Vegetable Ads Including Onions and Potatoes





NATIONAL SUMMARY

FRUITS								
Commodity	Variety	Unit	THIS WEEK		LAST WEEK		LAST YEAR	
			Stores With Ads	Wtd Avg Price	Stores With Ads	Wtd Avg Price	Stores With Ads	Wtd Avg Price
Apples	Braeburn	per pound	59	1.40				
Apples	Fuji	per pound	1,431	1.17	891	1.22	1,616	1.17
Apples	Fuji	3 lb bag	65	2.52	750	3.98	74	6.99
Apples	Fuji	5 lb bag	124	5.00				
Apples	Fuji	2 lb bag	16	1.99				
Apples	Gala	per pound	4,875	1.11	3,509	1.32	12,733	1.72
Apples	Gala	3 lb bag	2,632	2.30	1,586	4.06	3,428	5.65
Apples	Gala	5 lb bag	215	3.43	414	4.73		
Apples	Gala	2 lb bag	31	1.90	28	1.89	31	2.99
Apples	Ginger Gold	per pound	747	1.12	437	1.05	1,195	0.97
Apples	Ginger Gold	3 lb bag	317	3.09	19	3.23	315	3.02
Apples	Golden Delicious	per pound	275	1.38	357	1.47	35	0.87
Apples	Golden Delicious	3 lb bag	161	2.73	163	3.49	129	2.87
Apples	Golden Delicious	2 lb bag	8	2.50				
Apples	Granny Smith	per pound	1,817	1.04	472	1.66	1,036	1.93
Apples	Granny Smith	3 lb bag	74	2.54	1,744	4.00	66	7.99
Apples	Granny Smith	2 lb bag	24	2.16				
Apples	Honeycrisp	per pound	4,090	2.29	706	2.62	4,906	2.52
Apples	Honeycrisp	3 lb bag	20	3.69			1,705	5.93
Apples	Jonathan	per pound	35	0.85			102	1.35
Apples	Jonathan	3 lb bag	139	2.84	139	2.81	334	3.00
Apples	Mcintosh	per pound	988	1.32	173	1.10	1,468	0.96
Apples	Mcintosh	3 lb bag	109	3.04	18	2.99	107	2.93
Apples	Paula Red	per pound	268	0.96	227	1.00	107	0.89
Apples	Paula Red	3 lb bag	135	2.33	151	2.99	294	3.07
Apples	Pink Lady/Cripps Pink	per pound	110	1.10	60	1.23	38	0.90
Apples	Pink Lady/Cripps Pink	3 lb bag	31	2.50	232	4.99		
Apples	Red Delicious	per pound	943	1.34	516	1.35	629	1.32
Apples	Red Delicious	3 lb bag	242	2.77	365	4.61	313	5.82
Apples	Red Delicious	2 lb bag	24	2.16				
Apples, Processed	Juice	64 oz (1/2 gallon)	2,371	1.94	3,319	1.94	3,471	3.81
Apples, Processed	Juice	96 oz (3/4 gallon)	47	2.40				

Wtd Avg - Simple weighted average



Apples, Processed	Juice	128 oz (1 gallon)	200	3.38	219	4.31	211	3.97
Apples, Processed	Juice Marked Cider	64 oz (1/2 gallon)	1,447	2.99	58	1.41	2,863	3.19
Apples, Processed	Juice Marked Cider	128 oz (1 gallon)	818	4.60	15	3.99	875	5.06
Avocados	Hass	each	8,729	0.98	10,502	1.10	6,683	1.58
Avocados	Various Greenskin Varieties	each	603	1.62	385	1.42	473	1.26
Avocados	Various Greenskin Varieties	per pound	37	1.67	34	0.79	104	2.00
Bananas		per pound	1,252	0.46	944	0.52	876	0.70
Blueberries		6 oz package	2,230	2.49	902	2.21	4,256	2.98
Blueberries		1 pint package	3,254	3.04	5,306	2.61	1,793	2.43
Blueberries		18 oz package	667	4.87	1,637	3.30	413	4.28
Cantaloups		each	3,295	2.58	6,242	2.35	10,070	2.37
Cantaloups		per pound	600	0.44	663	0.51	620	0.56
Clementines		5 lb package	23	4.88				
Clementines		3 lb bag	1,618	4.30	720	4.70	5,378	6.14
Clementines		2 lb bag	1,124	3.58	976	4.66	1,204	4.32
Fruit, Other	Apple Pears	per pound	3	1.99	72	1.99	250	2.75
Fruit, Other	Cactus Pears	per pound	51	0.52	17	0.50	68	0.63
Fruit, Other	Cactus Pears	each	122	0.23	54	0.21	51	0.28
Grapefruit	Red	each	131	1.04	7	1.50	216	1.30
Grapes	Black Seedless	per pound	5,553	1.51	4,527	1.77	3,951	2.32
Grapes	Red Globe	per pound	1,076	2.13			908	2.41
Grapes	Red Seedless	per pound	15,178	1.47	10,651	1.86	9,879	2.05
Grapes	White Seedless Type	per pound	10,607	1.56	10,781	1.62	9,153	2.28
Honeydews		each	566	2.99	2,963	3.18	3,020	3.10
Honeydews		per pound	227	0.77	549	0.64	112	0.76
Kiwifruit	Hayward	each	762	0.51	402	0.35	668	0.36
Kiwifruit	Hayward	1 lb bag	21	3.99	16	3.99	205	2.64
Lemons		each	804	0.53	1,215	0.58	1,116	0.65
Lemons		per pound	84	0.88	75	0.90	121	0.77
Lemons		2 lb bag	252	3.21	3,242	2.58	219	3.65
Limes		each	1,372	0.26	1,551	0.36	355	0.34
Limes		per pound	110	0.68	145	0.96		
Mangoes		each	3,270	0.97	3,655	1.06	2,797	1.81
Misc Berries	Blackberries	5.6 - 6 oz package	5,246	2.85	6,256	2.82	4,372	3.68
Nectarines	Various White Flesh Varieties	per pound	604	2.71	3,090	1.95	2,633	1.87
Nectarines	Various Yellow Flesh Varieties	per pound	4,189	2.31	7,775	1.73	6,148	2.38
Oranges	Navel	each	948	1.00	585	1.02	2,822	0.98
Oranges	Navel	per pound	1,210	1.41	670	1.66	1,449	1.53



Oranges	Navel	3 lb bag	1,547	4.04	1,492	4.09	3,563	2.84
Oranges	Navel	4 lb bag	91	6.99	48	5.57	38	3.49
Oranges	Valencia	per pound	30	0.89	40	0.92	101	0.52
Oranges	Valencia	3 lb bag	30	3.99			11	3.99
Papaya	Maradol/Tainung Types	per pound	1,262	0.93	267	0.91	342	0.78
Papaya	Solo Type	per pound	100	1.29	74	2.25		
Papaya	Solo Type	each	9	0.79	27	0.72		
Peaches	Various White Flesh Varieties	per pound	491	2.72	1,959	2.04	7,437	2.26
Peaches	Various Yellow Flesh Varieties	per pound	4,880	1.94	9,879	1.64	9,709	2.15
Pears	Bartlett	per pound	5,473	1.33	3,763	1.37	7,488	1.63
Pears	Bosc	per pound	986	1.12	339	1.56	273	1.03
Pears	D'Anjou	per pound	391	1.14	7	1.49	465	1.57
Pineapples		each	2,218	2.58	2,383	2.69	6,671	3.46
Pineapples		per pound	254	0.83	177	0.81	437	0.99
Plums		per pound	4,020	2.09	4,664	1.57	10,568	2.32
Plums	Interspecific Type	per pound	1,796	1.70	1,833	1.80	1,108	2.73
Pomegranates		each	987	2.91	242	3.00	760	2.75
Prunes		per pound	268	1.84	91	1.43	29	1.21
Raspberries	Red	6 oz package	6,459	2.83	5,420	2.97	6,463	3.38
Strawberries		1 lb package	6,666	2.54	4,377	2.71	6,849	2.84
Strawberries		2 lb package	17	5.99	670	4.94	359	3.25
Tangelos		per pound	605	1.08	54	1.02	456	0.85
Tangelos		each	272	0.80	51	0.72	783	1.04
Tangerines		per pound	200	1.40	127	1.68	45	1.48
Tangerines		3 lb bag	6,933	3.91	1,932	3.84	3,489	6.12
Tangerines		2 lb bag	1,185	3.56	670	3.71	275	3.28
Tangerines		each	17	0.44	41	0.77		
Watermelons	Red Flesh Seeded Type	each	186	5.99	452	3.72		
Watermelons	Red Flesh Seedless Miniature	each	417	4.30	3,145	3.15	720	3.27
Watermelons	Red Flesh Seedless Type	each	1,127	4.58	10,123	3.75	483	4.68
Watermelons	Red Flesh Seedless Type	per pound	183	0.41	1,682	0.80	388	0.27
ORGANIC								
Apples	Fuji	per pound	219	2.95			91	2.14
Apples	Fuji	2 lb bag	188	3.99	117	3.99	172	4.43
Apples	Gala	per pound	701	1.99	1,409	1.90	1,184	1.83
Apples	Gala	3 lb bag	43	3.94	1,426	4.02	657	3.93
Apples	Gala	5 lb bag	220	4.99	22	4.99		
Apples	Gala	2 lb bag	967	3.54	169	3.75	522	3.60



Apples	Granny Smith	per pound	459	2.13				
Apples	Honeycrisp	per pound	757	2.76	1,191	3.01	441	3.99
Apples	Honeycrisp	2 lb bag	1,031	3.99				
Apples	Pink Lady/Cripps Pink	per pound	264	1.50	281	1.58	65	1.28
Apples, Processed	Juice	64 oz (1/2 gallon)	179	2.48	22	2.66	546	3.41
Apples, Processed	Juice Marked Cider	64 oz (1/2 gallon)	239	8.10			21	6.99
Avocados	Hass	each	1,003	1.61	655	1.56	1,609	1.71
Bananas		per pound	886	0.83	1,223	0.81	819	0.94
Blueberries		6 oz package	1,169	3.55	2,032	2.87	1,623	3.77
Blueberries		1 pint package	164	3.78	17	3.99	179	4.13
Cantaloups		each	144	2.76	422	3.28	77	3.26
Grapes	Black Seedless	per pound	2,693	2.16	2,160	2.47	1,334	2.52
Grapes	Red Seedless	per pound	4,203	2.44	5,919	2.48	3,640	2.69
Grapes	White Seedless Type	per pound	4,292	2.44	6,086	2.47	3,520	2.33
Kiwifruit	Hayward	1 lb bag	255	3.99	295	3.99	255	3.99
Lemons		per pound	6	1.29				
Mangoes		each	130	1.68	745	1.49	189	3.11
Misc Berries	Blackberries	5.6 - 6 oz package	693	4.05	1,910	3.38	1,412	3.70
Nectarines	Various Yellow Flesh Varieties	per pound	2,281	2.81	1,729	2.52	2,816	2.84
Oranges	Valencia	per pound	6	1.48				
Oranges	Valencia	4 lb bag	45	4.99	45	4.99	9	4.99
Peaches	Various Yellow Flesh Varieties	per pound	2,473	2.77	1,735	2.49	2,856	2.82
Pears	Bartlett	per pound	646	1.80	938	1.85	746	2.11
Pineapples		each	20	1.69	16	3.99		
Plums	Interspecific Type	per pound	21	2.99				
Raspberries	Red	6 oz package	921	3.51	662	3.59	1,413	3.81
Strawberries		1 lb package	1,583	3.66	934	3.69	1,328	3.91
Watermelons	Red Flesh Seedless Miniature	each	59	3.99	257	3.99	64	3.78
Watermelons	Red Flesh Seedless Type	per pound	21	0.59	21	0.59		

ONIONS AND POTATOES

Commodity	Variety	Unit	THIS WEEK		LAST WEEK		LAST YEAR	
			Stores With Ads	Wtd Avg Price	Stores With Ads	Wtd Avg Price	Stores With Ads	Wtd Avg Price
Onions, Dry	Red	per pound	260	0.98	1,030	1.03	1,164	1.05
Onions, Dry	Red	2 lb bag	41	1.94	221	1.89	43	1.14
Onions, Dry	White	per pound	639	0.71	1,354	0.73	1,060	0.89
Onions, Dry	White	2 lb bag	43	1.35	219	1.90	34	0.98

Wtd Avg - Simple weighted average



Onions, Dry	White	3 lb bag	23	1.34				
Onions, Dry	Yellow	per pound	790	0.70	1,214	0.82	863	1.07
Onions, Dry	Yellow	2 lb bag	319	1.50	358	1.66	594	1.31
Onions, Dry	Yellow	3 lb bag	1,478	2.04	1,268	2.24	2,623	2.51
Onions, Dry	Yellow	5 lb bag	110	2.57	8	1.78		
Onions, Dry	Yellow Marked Sweet	per pound	2,144	1.17	4,670	1.00	2,792	1.29
Onions, Dry	Yellow Marked Sweet	3 lb bag	97	2.88	575	3.01	5,200	3.43
Potatoes	Round Red	per pound	662	0.84	556	1.06	754	0.94
Potatoes	Round Red	3 lb bag	52	2.57	274	3.35	61	2.33
Potatoes	Round Red	5 lb bag	1,363	3.18	3,804	3.23	1,643	3.48
Potatoes	Round White	per pound	97	0.91	30	0.50	534	1.06
Potatoes	Round White	5 lb bag	625	2.83	504	2.38	636	2.26
Potatoes	Round White	10 lb bag	5	2.99				
Potatoes	Russet	per pound	2,338	0.76	841	1.08	617	1.12
Potatoes	Russet	3 lb bag	84	2.00	35	1.98	55	1.43
Potatoes	Russet	5 lb bag	2,672	2.44	1,612	2.74	6,232	3.16
Potatoes	Russet	10 lb bag	1,778	3.27	2,706	3.23	682	3.99
Potatoes	Russet	8 lb bag	82	2.56	70	3.37	460	2.60
Potatoes	Yellow Type	per pound	377	0.96	348	1.30	314	0.92
Potatoes	Yellow Type	3 lb bag	266	5.35	502	4.53	39	1.36
Potatoes	Yellow Type	5 lb bag	2,116	3.42	1,497	3.73	1,017	3.46
Potatoes	Yellow Type	8 lb bag	4	3.99				
ORGANIC								
Onions, Dry	Red	per pound	6	1.48			104	1.29
Onions, Dry	Yellow	per pound	18	1.15			20	1.19
Onions, Dry	Yellow	2 lb bag	56	2.99			12	1.99
Onions, Dry	Yellow	3 lb bag	108	3.79	528	3.38	156	3.89
Onions, Dry	Yellow Marked Sweet	per pound	391	1.00	294	1.01	11	1.49
Onions, Dry	Yellow Marked Sweet	3 lb bag	21	2.98				
Potatoes	Round Red	per pound	6	1.48				
Potatoes	Round Red	3 lb bag	82	2.99	1,224	2.98	50	3.54
Potatoes	Round Red	5 lb bag	30	3.99			9	5.99
Potatoes	Russet	per pound	4	0.99	4	0.99	71	0.97
Potatoes	Russet	3 lb bag	80	2.99	1,043	2.80		
Potatoes	Yellow Type	per pound	6	1.48				
Potatoes	Yellow Type	3 lb bag	80	2.99	113	3.99	31	3.88
Potatoes	Yellow Type	5 lb bag	30	3.99				
VEGETABLES								



Commodity	Variety	Unit	THIS WEEK		LAST WEEK		LAST YEAR	
			Stores With Ads	Wtd Avg Price	Stores With Ads	Wtd Avg Price	Stores With Ads	Wtd Avg Price
Artichokes		each	239	1.88	316	2.68	290	2.88
Asparagus	Green	per pound	1,845	2.91	1,589	3.32	1,282	2.92
Beans	Round Green Type	per pound	1,567	1.25	1,113	1.42	2,270	1.31
Beets		per bunch	5	1.50			24	1.00
Beets		per pound	39	0.61	6	0.50	41	0.71
Bok Choy		per pound	6	0.50			8	0.88
Broccoli		per pound	1,271	1.32	71	1.04	79	0.63
Broccoli		per bunch	1,650	2.17	909	2.24	1,515	1.84
Broccoli	Baby Hybrid Type	per bunch	6	2.50			9	1.50
Broccoli	Crown Cut	per pound	2,080	1.53	3,413	1.40	2,310	2.12
Brussels Sprouts		per pound	446	2.33	270	2.15	739	2.55
Cabbage	Round Green Type	per pound	3,898	0.57	1,578	0.64	3,860	0.90
Carrots		per pound	136	0.56	158	0.50	175	0.39
Carrots		1 lb bag	40	0.81	14	0.82	427	1.21
Carrots		2 lb bag	1,051	1.48	307	1.08	658	1.40
Carrots		per bunch	86	1.67			7	0.99
Carrots	Baby Peeled	1 lb bag	2,385	1.30	2,432	1.58	2,176	1.19
Carrots	Baby Peeled	2 lb bag	599	2.49	1,892	2.37	1,761	2.67
Cauliflower		each	3,825	2.60	1,749	2.46	2,533	2.32
Cauliflower		per pound	745	0.96	791	1.01	619	1.70
Celery		each	2,392	1.21	1,641	1.24	1,029	1.38
Celery		per pound	135	1.44			172	1.46
Celery	Hearts	each	1,019	2.61	786	2.00	304	2.39
Chinese Cabbage		per pound	9	0.53			14	0.72
Cilantro		per bunch	963	0.62	1,003	0.51	862	0.79
Corn-Sweet		each	1,841	0.54	9,547	0.34	2,239	0.49
Cucumbers		each	1,735	0.69	2,528	0.68	3,469	0.82
Cucumbers		per pound	29	0.87			29	1.14
Cucumbers	Long Seedless-Greenhouse	each	800	1.18	462	1.66	1,572	1.42
Eggplant		per pound	882	1.11	1,055	1.58	681	1.95
Eggplant		each	27	1.30	24	1.51	173	1.43
Garlic		per pound	41	3.31	193	2.31	55	3.79
Garlic		per sleeve	394	1.75	323	1.78	530	0.78
Greens	Collard	per bunch	150	1.49	43	1.73	166	1.99
Greens	Collard	per pound	14	1.50			90	1.08

Wtd Avg - Simple weighted average



Greens	Collard	1 lb bag	737	2.56	385	2.94	662	2.64
Greens	Kale	per bunch	227	1.32	40	1.15	171	1.74
Greens	Kale	1 lb bag	633	2.65	385	2.94	573	2.64
Greens	Mustard	per bunch	150	1.49			98	1.36
Greens	Mustard	1 lb bag	48	2.99				
Greens	Swiss Chard	per bunch	7	1.25				
Greens	Turnip Tops	per bunch	150	1.49			98	1.36
Greens	Turnip Tops	1 lb bag	12	2.50				
Lettuce, Iceberg		each	3,689	1.13	1,671	1.22	1,657	1.00
Lettuce, Other	Boston	each	13	0.99			10	1.49
Lettuce, Other	Green Leaf	each	329	1.55	378	1.14	260	1.87
Lettuce, Other	Green Leaf	per pound	150	0.99	348	1.42	122	2.09
Lettuce, Other	Red Leaf	each	355	1.51	344	1.11	156	1.93
Lettuce, Other	Red Leaf	per pound	150	0.99	348	1.42	122	2.09
Lettuce, Romaine		each	747	1.37	516	1.30	66	1.26
Lettuce, Romaine		per pound	177	1.21	348	1.35	140	1.79
Lettuce, Romaine	Hearts	3 count package	936	3.00	612	2.87	952	2.48
Mushrooms	Portobella	8 oz package	1,181	2.00	362	2.32	353	2.83
Mushrooms	Portobella	6 oz package	463	3.16	393	3.10	4,849	3.71
Mushrooms	White	per pound	220	2.49	427	2.79	250	2.49
Mushrooms	White	8 oz package	2,442	1.83	2,340	1.56	2,188	2.42
Mushrooms	White	6 oz package	8	1.50			2	1.50
Onions Green		per bunch	731	0.53	714	0.55	1,119	0.48
Peppers, Bell Type	Green	per pound	1,035	1.36	1,004	1.26	1,070	1.74
Peppers, Bell Type	Green	each	2,008	0.73	2,478	0.75	2,579	0.96
Peppers, Bell Type	Orange	per pound	405	2.83	51	1.40	102	2.93
Peppers, Bell Type	Orange	each	1,700	1.37	1,197	1.22	1,682	1.54
Peppers, Bell Type	Red	per pound	1,186	2.27	752	1.94	1,684	2.11
Peppers, Bell Type	Red	each	2,460	1.27	1,505	1.13	2,745	1.48
Peppers, Bell Type	Yellow	per pound	417	2.82	41	1.50	232	2.75
Peppers, Bell Type	Yellow	each	1,973	1.36	1,197	1.22	2,101	1.52
Peppers, Other	Jalapeno	per pound	944	0.69	326	0.71	1,115	0.87
Peppers, Other	Mixed Mini Sweet Types	per pound	6	2.99			82	2.98
Peppers, Other	Mixed Mini Sweet Types	1 lb package	1,183	2.81	1,550	2.51	162	3.57
Peppers, Other	Serrano	per pound	117	0.69	129	0.80	319	0.74
Pumpkins		each	558	3.80	123	5.00	1,075	5.47
Pumpkins	Marked Extra Large	each	220	6.00			454	6.00
Pumpkins	Marked Large	each	2,421	4.90	306	6.80	2,909	5.85
Pumpkins	Marked Medium	each	1,240	4.00			2,145	4.09



Pumpkins	Miniature	each	235	0.81			320	0.85
Pumpkins	Pie Type	each	556	2.34			242	2.50
Radishes		per bunch	483	0.60	329	0.50	1,129	1.22
Radishes		1 lb bag	196	1.70	116	1.99	17	1.23
Salad	Mixed Types	10 - 12 oz package	2,669	2.40	3,871	2.28	4,012	2.79
Salad	Mixed Types	5 - 9 oz package	2,459	2.38	3,853	2.61	3,444	2.69
Spinach		per bunch	23	2.50	25	1.64	333	1.62
Spinach	Flat, Baby Type	10 oz package	607	2.85	51	3.51	193	2.48
Spinach	Flat, Baby Type	8 oz package	1,224	2.15	225	1.62	1,248	1.97
Spinach	Flat, Baby Type	9 oz package	7	2.50			7	3.49
Squash	Acorn	per pound	1,178	0.98	249	0.79	2,426	1.00
Squash	Butternut	per pound	1,404	0.98	594	0.91	2,505	1.00
Squash	Grey	per pound	204	0.79	153	0.86	47	0.75
Squash	Spaghetti	per pound	1,236	0.94	279	0.81	2,542	1.00
Squash	Yellow Crookneck/Straightneck	per pound	1,771	1.27	4,734	1.31	3,526	1.73
Squash	Zucchini	per pound	2,321	1.23	5,242	1.28	8,514	1.78
Sweet Potatoes		per pound	1,418	0.97	1,423	1.14	287	1.46
Tomatillos		per pound	497	0.74	295	0.71	444	0.57
Tomatoes		per pound	2,796	1.81	2,136	1.24	1,027	1.50
Tomatoes	Vine Ripe - Heirloom Varieties	per pound	14	3.99	159	3.08	507	2.37
Tomatoes	Vine Ripes	per pound	716	1.85	1,986	1.56	695	1.65
Tomatoes	Vine Ripes, On The Vine-Greenhouse	per pound	271	1.98	935	1.96	10,164	1.98
Tomatoes	Vine Ripes-Greenhouse	per pound	322	2.27	100	1.98	470	1.67
Tomatoes, Cherry		1 pint package	93	1.10	44	1.75	13	2.99
Tomatoes, Grape Type		1 pint package	3,068	1.83	2,650	2.07	2,415	2.23
Tomatoes, Grape Type		10 oz package	1,201	1.63	396	1.74	4,756	3.31
Tomatoes, Plum Type	Roma	per pound	3,551	1.12	1,895	1.31	2,908	1.14
ORGANIC								
Beans	Round Green Type	per pound	8	2.99				
Beets		per bunch	3	2.48	7	1.50	694	1.82
Broccoli		per pound	28	3.19	74	2.80	354	2.80
Broccoli		per bunch	565	2.85	838	2.34	947	3.00
Broccoli	Baby Hybrid Type	per bunch	3	2.99			15	3.00
Broccoli	Crown Cut	per pound	43	2.35	4	1.77	80	1.99
Cabbage	Red Type	per pound	3	1.38				
Cabbage	Round Green Type	per pound	3	1.38			17	1.25
Carrots		1 lb bag	5	1.49	7	0.69	1,185	1.47



Carrots		2 lb bag	21	1.40	234	2.83	15	1.96
Carrots		per bunch	56	2.25	37	2.35	666	2.50
Carrots	Baby Peeled	1 lb bag	966	1.63	803	1.62	3,428	1.86
Cauliflower		each	250	3.14	552	2.58	177	3.10
Cauliflower		per pound	38	1.94	46	1.26	137	1.35
Celery		each	360	1.85	163	2.17	340	2.21
Celery	Hearts	each	123	2.72	615	3.78	247	2.94
Cilantro		per bunch	478	1.00			865	1.13
Corn-Sweet		each	26	0.33				
Cucumbers		each	104	1.08	624	0.99	1,349	1.38
Greens	Collard	per bunch	218	1.93	10	2.50	271	2.49
Greens	Kale	per bunch	683	1.86	178	1.58	388	2.28
Greens	Mustard	per bunch	206	1.99	10	2.50		
Greens	Swiss Chard	per bunch	6	1.48	6	1.98	205	1.65
Lettuce, Iceberg		each	215	2.15	1,242	2.03	9	2.79
Lettuce, Other	Boston	each	40	2.99	16	3.49		
Lettuce, Other	Green Leaf	each	130	1.39	15	1.92	28	1.81
Lettuce, Other	Red Leaf	each	130	1.39	15	1.92	28	1.81
Lettuce, Romaine		each	6	1.48	9	1.88	277	2.22
Lettuce, Romaine	Hearts	3 count package	1,993	3.84	533	3.84	590	3.18
Mushrooms	Portobella	per pound	11	5.99	11	5.99	11	5.99
Mushrooms	Portobella	6 oz package	54	3.05	113	3.99		
Mushrooms	White	8 oz package	919	2.60	1,099	2.55	563	2.85
Mushrooms	White	6 oz package	26	2.81	49	2.99	2	2.00
Onions Green		per bunch	538	0.99	608	1.00	627	0.99
Peppers, Bell Type	Green	per pound	10	1.99	10	1.99	49	1.99
Peppers, Bell Type	Green	each	298	1.05	19	0.88	20	0.99
Peppers, Other	Mixed Mini Sweet Types	1 lb package	8	3.99	475	2.82	279	3.93
Radishes		per bunch	263	1.03			612	0.99
Salad	Mixed Types	1 lb bag	659	4.17	1,411	4.59	653	4.99
Salad	Mixed Types	10 - 12 oz package	339	3.03	273	4.95	50	4.23
Salad	Mixed Types	5 - 9 oz package	2,698	3.25	1,413	3.27	1,779	3.58
Spinach	Flat, Baby Type	5 - 6 oz package	72	2.88	284	3.39	60	3.17
Squash	Acorn	per pound	856	1.51	183	1.28	622	1.39
Squash	Butternut	per pound	764	1.49	183	1.02	624	1.69
Squash	Spaghetti	per pound	764	1.49	183	1.02	736	1.41
Squash	Yellow Crookneck/Straightneck	per pound	229	1.76	112	1.07	63	2.19
Squash	Zucchini	per pound	345	1.70	88	2.44	687	2.29



Sweet Potatoes		per pound	97	1.99	5	1.79		
Tomatoes		per pound	140	1.80	46	2.99	97	2.90
Tomatoes	Vine Ripe - Heirloom Varieties	per pound	477	3.85	178	3.99	79	3.67
Tomatoes	Vine Ripes	per pound	17	1.99	17	2.40	68	2.63
Tomatoes	Vine Ripes, On The Vine-Greenhouse	per pound	26	3.99			1,121	3.11
Tomatoes	Vine Ripes-Greenhouse	per pound	46	2.99			487	2.84
Tomatoes, Cherry		1 pint package	166	3.09	260	2.92	117	3.50
Tomatoes, Grape Type		1 pint package	1,525	2.39	1,512	2.82	986	2.78
Tomatoes, Grape Type		10 oz package	1,062	2.56	16	2.98	619	2.45
Tomatoes, Plum Type	Roma	per pound	211	2.67	10	2.69	21	2.99

OTHER SPECIALTY CROPS ITEMS

Commodity	Variety	Unit	THIS WEEK		LAST WEEK		LAST YEAR	
			Stores With Ads	Wtd Avg Price	Stores With Ads	Wtd Avg Price	Stores With Ads	Wtd Avg Price
Hemp Protein		16 oz package	70	14.99	82	16.88		
Hemp Seeds-Shelled		8 oz package	101	9.38	214	8.91		
Hemp Seeds-Shelled		16 oz package	31	14.99	84	14.99		
ORGANIC								
Hemp (Seeds) Oil		4 oz	130	5.99	161	6.57		
Hemp Protein		16 oz package	104	19.99	152	19.38		
Hemp Seeds-Shelled		4 oz package	144	4.99	174	4.99		
Hemp Seeds-Shelled		7 oz package	31	9.99	31	9.99		
Hemp Seeds-Shelled		8 oz package	61	12.47	144	10.21		
Hemp Seeds-Shelled		12 oz package	205	14.75	205	14.75		

SEASONAL ITEMS

Commodity	Variety	Unit	THIS WEEK		LAST WEEK		LAST YEAR	
			Stores With Ads	Wtd Avg Price	Stores With Ads	Wtd Avg Price	Stores With Ads	Wtd Avg Price
Chayote		per pound	23	0.50	34	0.56	175	0.77
Chayote		each	20	0.33	11	0.60	129	0.35
Potted Plants	Chrysanthemum	6 inch pot	3,116	9.13	2,441	8.82	2,241	8.81
Potted Plants	Chrysanthemum	8 inch pot	1,076	5.74	807	5.23	1,508	5.08
Rose, Hybrid Tea		bunched 12s	289	9.21	574	7.46	456	9.63



REGIONAL DETAILS

Commodity Variety	Unit	NORTHEAST U.S.				SOUTHEAST U.S.				MIDWEST U.S.			
		Price Range	Stores with Ads	Wtd Avg Price	% Marked Local	Price Range	Stores with Ads	Wtd Avg Price	% Marked Local	Price Range	Stores with Ads	Wtd Avg Price	% Marked Local
FRUITS													
Apples Braeburn	per pound									0.99	13	0.99	
Apples Fuji	per pound	1.49	70	1.49		0.97-1.79	519	1.33		0.79-1.29	298	1.10	
Apples Fuji	3 lb bag					2.68	9	2.68					
Apples Fuji	5 lb bag	5.00	81	5.00		5.00	43	5.00					
Apples Fuji	2 lb bag					1.99	16	1.99					
Apples Gala	per pound	0.89-1.99	660	1.14	3	0.97-1.79	338	1.31		0.69-1.69	1,588	1.09	
Apples Gala	3 lb bag	1.99-3.49	383	2.16		1.99-3.99	964	2.47		1.89-3.99	839	2.11	2
Apples Gala	5 lb bag	3.99-5.00	90	4.90		0.99-5.00	125	2.37					
Apples Gala	2 lb bag					1.99-2.50	24	2.16					
Apples Ginger Gold	per pound	0.79-1.49	730	1.13	4	0.79	2	0.79		0.99	15	0.99	
Apples Ginger Gold	3 lb bag	2.99	54	2.99		2.99	14	2.99		2.49-3.99	249	3.11	14
Apples Golden Delicious	per pound	1.29-1.69	207	1.66						0.99	21	0.99	
Apples Golden Delicious	3 lb bag	2.99	16	2.99		2.50-2.99	124	2.77		1.99-2.68	21	2.29	
Apples Golden Delicious	2 lb bag					2.50	8	2.50					
Apples Granny Smith	per pound	1.49-1.59	105	1.52		0.97-1.79	299	1.21		0.78-1.29	905	1.02	
Apples Granny Smith	3 lb bag					2.68	9	2.68		2.68	9	2.68	
Apples Granny Smith	2 lb bag					1.99-2.50	24	2.16					
Apples Honeycrisp	per pound	1.49-2.99	803	2.79		0.99-2.99	930	2.64		0.99-2.99	949	1.96	
Apples Honeycrisp	3 lb bag					3.99	2	3.99		2.98-3.99	18	3.65	
Apples Jonathan	3 lb bag									2.50-2.77	37	2.68	27
Apples McIntosh	per pound	0.89-1.99	908	1.30	20					1.49	80	1.49	
Apples McIntosh	3 lb bag	2.99	63	2.99		2.99	25	2.99		2.99-3.49	21	3.23	
Apples Paula Red	per pound	0.79-0.99	239	0.96		0.79	2	0.79		0.99	27	0.99	
Apples Paula Red	3 lb bag									2.00-3.00	135	2.33	24
Apples Pink Lady/Cripps Pink	per pound	1.49	7	1.49						0.99-1.59	98	1.08	
Apples Pink Lady/Cripps Pink	3 lb bag					2.50	31	2.50					
Apples Red Delicious	per pound	0.99-1.69	495	1.50		0.97-0.99	68	0.99		0.99-1.49	233	1.41	5
Apples Red Delicious	3 lb bag					2.50-2.99	150	2.92		1.99-2.68	21	2.29	
Apples Red Delicious	2 lb bag					1.99-2.50	24	2.16					

Wtd Avg - Simple weighted average



Commodity Variety	Unit	NORTHEAST U.S.				SOUTHEAST U.S.				MIDWEST U.S.			
		Price Range	Stores with Ads	Wtd Avg Price	% Marked Local	Price Range	Stores with Ads	Wtd Avg Price	% Marked Local	Price Range	Stores with Ads	Wtd Avg Price	% Marked Local
Apples, Processed Juice	64 oz (1/2 gallon)	1.50-3.99	714	2.13		0.99-2.49	309	1.59		0.99-2.99	735	1.81	
Apples, Processed Juice	96 oz (3/4 gallon)					0.99	5	0.99		2.99	30	2.99	
Apples, Processed Juice	128 oz (1 gallon)					3.77	15	3.77					
Apples, Processed Juice Marked Cider	64 oz (1/2 gallon)	2.50-3.99	327	3.16	2	3.49	40	3.49		2.00-4.99	1,080	2.92	
Apples, Processed Juice Marked Cider	128 oz (1 gallon)	4.79-4.99	205	4.96	85					3.29-5.99	613	4.49	
Avocados Hass	each	0.50-1.67	1,424	1.24		0.69-1.50	2,398	0.99		0.39-1.67	1,596	0.80	
Avocados Various Greenskin Varieties	each	0.97-2.50	155	2.08		1.67	4	1.67		1.67	233	1.67	
Avocados Various Greenskin Varieties	per pound	1.67	37	1.67									
Bananas	per pound	0.39-0.69	660	0.46		0.20-0.69	95	0.45		0.29-0.59	134	0.40	
Blueberries	6 oz package	1.88-3.99	380	2.89						1.88-2.99	224	2.02	
Blueberries	1 pint package	2.72-4.99	415	3.94		2.50-3.34	1,144	2.98		1.67-3.33	1,022	2.49	2
Blueberries	18 oz package	4.99	255	4.99		2.99-5.99	200	4.98					
Cantaloups	each	2.50-3.99	816	2.62		1.99-2.99	604	2.51		1.88-2.99	626	2.51	2
Clementines	3 lb bag	3.99-6.99	297	4.93		3.99-5.99	188	5.25		2.88-4.99	369	4.16	
Clementines	2 lb bag	2.79-4.99	395	4.47		2.95	136	2.95		2.99-3.99	100	3.30	
Fruit, Other Cactus Pears	per pound									0.69	6	0.69	
Grapefruit Red	each	0.99-2.00	88	1.07		0.99	43	0.99					
Grapes Black Seedless	per pound	0.99-3.00	540	1.91		0.77-2.49	1,379	1.73		0.97-2.49	1,486	1.30	
Grapes Red Globe	per pound	0.99-2.49	330	2.08		1.67-2.49	520	2.49		1.69-2.99	20	2.21	
Grapes Red Seedless	per pound	0.88-3.00	2,411	1.76		0.77-2.49	4,801	1.40		0.88-2.99	3,190	1.30	
Grapes White Seedless Type	per pound	0.88-3.00	1,170	1.95		0.77-1.99	2,612	1.49		0.88-2.99	2,387	1.48	
Honeydews	each	2.50-4.99	179	3.28		2.50-3.99	133	3.27		2.00-3.99	87	2.38	
Kiwifruit Hayward	each	0.50-2.00	275	0.78		0.20-0.50	300	0.24		0.50	14	0.50	
Kiwifruit Hayward	1 lb bag	3.99	21	3.99									
Lemons	each	0.25-0.79	321	0.64		0.50	220	0.50		0.33-0.49	134	0.47	
Lemons	2 lb bag	3.99	30	3.99		3.69	65	3.69		1.99-3.00	103	2.86	
Limes	each	0.20-0.67	421	0.42		0.34	302	0.34		0.10-0.20	229	0.11	
Mangoes	each	0.69-1.67	672	1.00		0.79-1.25	1,781	0.90		0.79-2.00	300	1.06	
Misc Berries Blackberries	5.6 - 6 oz package	1.88-3.99	1,034	3.22		2.50-3.34	1,300	2.94		1.50-3.49	1,356	2.58	
Nectarines Various White Flesh Varieties	per pound	2.49	175	2.49						2.69-2.88	193	2.88	
Nectarines Various Yellow Flesh Varieties	per pound	1.99-2.69	530	2.33		1.49-2.49	1,921	2.40		0.99-3.49	352	2.44	

Wtd Avg - Simple weighted average



Commodity Variety	Unit	NORTHEAST U.S.				SOUTHEAST U.S.				MIDWEST U.S.			
		Price Range	Stores with Ads	Wtd Avg Price	% Marked Local	Price Range	Stores with Ads	Wtd Avg Price	% Marked Local	Price Range	Stores with Ads	Wtd Avg Price	% Marked Local
Oranges Navel	each	0.79-1.25	593	1.09		0.75-1.00	355	0.84					
Oranges Navel	per pound	0.97-1.49	41	1.22		1.49	119	1.49		0.99-1.88	481	1.57	
Oranges Navel	3 lb bag	3.99-5.00	336	4.23		1.99-5.00	1,029	3.85		3.98-4.99	60	4.26	
Oranges Navel	4 lb bag	6.99	89	6.99		6.99	2	6.99					
Oranges Valencia	3 lb bag									3.99	18	3.99	
Papaya Maradol/Tainung Types	per pound	0.99	9	0.99						0.79-1.19	833	1.10	
Peaches Various White Flesh Varieties	per pound	2.49	175	2.49						2.69-2.88	193	2.88	
Peaches Various Yellow Flesh Varieties	per pound	0.99-2.69	566	2.29		1.49-2.49	1,770	1.91		1.39-3.49	437	2.26	
Pears Bartlett	per pound	0.99-1.99	928	1.54		1.29-1.79	1,456	1.38		0.79-1.99	1,429	1.23	
Pears Bosc	per pound	1.49-1.79	205	1.75						0.97-1.49	443	1.00	
Pears D'Anjou	per pound									0.97-1.49	126	1.00	
Pineapples	each	1.99-5.99	651	2.88		1.99-3.99	996	2.72		1.49-2.99	140	1.95	
Plums	per pound	0.99-2.49	1,330	2.23		1.69-2.49	1,559	2.02		0.99-3.49	485	2.20	
Plums Interspecific Type	per pound	1.79-2.49	423	2.48		1.29-1.59	1,143	1.29		1.49	15	1.49	
Pomegranates	each	2.50-2.99	575	2.85		3.00	220	3.00		3.00	192	3.00	
Prunes	per pound	1.49-1.99	254	1.83	69								
Raspberries Red	6 oz package	2.50-3.99	1,066	3.39		2.50-3.34	1,123	3.01		1.25-3.49	1,378	2.48	
Strawberries	1 lb package	1.99-3.99	1,089	3.09		1.99-3.99	1,193	2.39		1.50-3.99	1,373	2.37	
Tangerines	per pound									1.49-1.99	33	1.74	
Tangerines	3 lb bag	2.99-5.00	1,052	4.10		2.99-4.99	3,282	4.00		2.89-4.99	1,563	3.66	
Tangerines	2 lb bag	5.00	415	5.00		2.95-2.99	262	2.97		3.99	124	3.99	
Tangelos	per pound									0.99-1.49	18	1.41	
Tangelos	each	1.00	38	1.00		0.75-1.00	234	0.76					
Watermelons Red Flesh Seeded Type	each									5.99	186	5.99	
Watermelons Red Flesh Seedless Miniature	each					2.98	9	2.98					
Watermelons Red Flesh Seedless Type	each	3.49-5.99	181	4.97	10	2.95-5.99	221	3.36		2.88-5.99	528	4.99	4
Watermelons Red Flesh Seedless Type	per pound	0.29-0.99	63	0.65									
FRUITS - ORGANIC													



Commodity Variety	Unit	NORTHEAST U.S.				SOUTHEAST U.S.				MIDWEST U.S.			
		Price Range	Stores with Ads	Wtd Avg Price	% Marked Local	Price Range	Stores with Ads	Wtd Avg Price	% Marked Local	Price Range	Stores with Ads	Wtd Avg Price	% Marked Local
Apples Fuji	per pound					3.99	67	3.99		2.49	126	2.49	
Apples Fuji	2 lb bag					3.99	188	3.99					
Apples Gala	per pound	1.49-2.49	84	1.55		3.99	67	3.99		1.98-1.99	399	1.99	
Apples Gala	3 lb bag	4.99	14	4.99						2.99	16	2.99	
Apples Gala	5 lb bag					4.99	220	4.99					
Apples Gala	2 lb bag					1.50-3.99	427	3.81		2.99-3.99	197	3.84	
Apples Granny Smith	per pound	1.99	72	1.99						1.99-2.49	387	2.15	
Apples Honeycrisp	per pound	3.69	16	3.69		3.99	25	3.99		2.99	345	2.99	
Apples Honeycrisp	2 lb bag	3.99	74	3.99		3.99	957	3.99					
Apples Pink Lady/Cripps Pink	per pound	1.49	255	1.49									
Apples, Processed Juice	64 oz (1/2 gallon)									1.99	7	1.99	
Apples, Processed Juice Marked Cider	64 oz (1/2 gallon)									6.99	186	6.99	
Avocados Hass	each	1.50-2.50	62	1.76		2.00	82	2.00		1.50-1.67	728	1.55	
Bananas	per pound	0.69-0.89	87	0.82		0.69	220	0.69		0.69-0.79	75	0.77	
Blueberries	6 oz package	3.99-4.99	578	4.12		2.99-3.99	115	3.14		2.50	7	2.50	
Blueberries	1 pint package									2.99-3.99	164	3.78	
Grapes Black Seedless	per pound	2.49	79	2.49		1.68-2.69	557	2.14		1.97-2.49	862	1.99	
Grapes Red Seedless	per pound	1.99-3.72	457	2.95		1.68-3.49	1,159	2.62		1.97-2.99	1,284	2.22	
Grapes White Seedless Type	per pound	1.99-3.49	552	2.86		1.68-5.00	1,228	2.70		1.97-2.99	1,103	2.09	
Kiwifruit Hayward	1 lb bag	3.99	255	3.99									
Lemons	per pound									1.29	6	1.29	
Mangoes	each	1.79	5	1.79									
Misc Berries Blackberries	5.6 - 6 oz package	3.99-4.99	490	4.14		3.48	31	3.48					
Nectarines Various Yellow Flesh Varieties	per pound	2.49-2.99	135	2.84		1.99-2.99	1,795	2.93		1.99	161	1.99	
Peaches Various Yellow Flesh Varieties	per pound	2.49-2.99	165	2.78		1.99-2.99	1,924	2.87		1.99-2.49	172	2.02	
Pears Bartlett	per pound	1.69-2.49	113	1.71		1.69-1.99	89	1.82		1.69-1.99	91	1.95	
Raspberries Red	6 oz package	3.00-4.99	491	4.13		3.48	31	3.48		2.99	8	2.99	
Strawberries	1 lb package	4.00-5.99	492	4.17									
Watermelons Red Flesh Seedless Miniature	each	3.99	40	3.99									

ONIONS AND POTATOES



Commodity Variety	Unit	NORTHEAST U.S.				SOUTHEAST U.S.				MIDWEST U.S.			
		Price Range	Stores with Ads	Wtd Avg Price	% Marked Local	Price Range	Stores with Ads	Wtd Avg Price	% Marked Local	Price Range	Stores with Ads	Wtd Avg Price	% Marked Local
Onions, Dry Red	per pound	0.99-1.49	170	1.20		0.99	2	0.99		0.69-0.99	14	0.86	
Onions, Dry Red	2 lb bag	0.99-1.99	26	1.91						2.00	15	2.00	
Onions, Dry White	per pound	0.79	9	0.79		1.28	82	1.28		0.59-0.99	153	0.95	
Onions, Dry White	2 lb bag									2.00	15	2.00	
Onions, Dry White	3 lb bag									1.48	8	1.48	
Onions, Dry Yellow	per pound	0.69	21	0.69		0.69-0.89	44	0.74		0.39-0.99	28	0.89	
Onions, Dry Yellow	2 lb bag	1.25-2.00	167	1.71		1.00	16	1.00		1.29	136	1.29	
Onions, Dry Yellow	3 lb bag	1.99-2.49	278	2.13		0.88-3.98	627	2.01		0.99-2.99	441	2.00	
Onions, Dry Yellow	5 lb bag	2.49-2.79	110	2.57									
Onions, Dry Yellow Marked Sweet	per pound	0.99-1.69	176	1.25		0.75-1.29	135	1.01		0.79-1.58	515	1.26	
Onions, Dry Yellow Marked Sweet	3 lb bag					2.88	42	2.88		2.49-3.49	55	2.88	
Potatoes Round Red	per pound	0.89-0.99	388	0.97		0.88	31	0.88		0.99	6	0.99	
Potatoes Round Red	3 lb bag									2.50-2.99	47	2.63	
Potatoes Round Red	5 lb bag	2.99-4.99	532	3.93		2.50-3.99	247	2.64		1.99-3.50	324	2.60	
Potatoes Round White	5 lb bag	2.00-3.50	215	2.95	39	2.50-3.50	364	2.82					
Potatoes Russet	per pound	0.72-1.29	402	1.04		0.69-0.99	1,166	0.69		0.49-0.69	23	0.56	
Potatoes Russet	3 lb bag					2.00	68	2.00		1.98-2.00	16	1.99	
Potatoes Russet	5 lb bag	1.99-3.49	865	2.66		1.88-3.99	351	2.60		1.77-3.50	660	2.11	
Potatoes Russet	10 lb bag	5.00	81	5.00		1.99-5.00	598	3.55		1.99-4.99	872	2.88	
Potatoes Russet	8 lb bag					3.99	14	3.99		2.49	58	2.49	
Potatoes Yellow Type	per pound	0.99	325	0.99		0.88	31	0.88					
Potatoes Yellow Type	3 lb bag					5.99	220	5.99		0.99-2.50	41	2.32	
Potatoes Yellow Type	5 lb bag	2.99-4.99	586	3.64		2.99-4.99	1,185	3.40		2.50-3.50	135	3.03	
Potatoes Yellow Type	8 lb bag									3.99	4	3.99	

ONIONS AND POTATOES - ORGANIC

Onions, Dry Yellow	3 lb bag	3.99	86	3.99						2.99	22	2.99	
Onions, Dry Yellow Marked Sweet	per pound	0.99	110	0.99		0.99	63	0.99		0.99	11	0.99	
Potatoes Round Red	3 lb bag	2.99	80	2.99		2.99	2	2.99					
Potatoes Round Red	5 lb bag	3.99	30	3.99									
Potatoes Russet	3 lb bag	2.99	80	2.99									
Potatoes Yellow Type	3 lb bag	2.99	80	2.99									
Potatoes	5 lb bag	3.99	30	3.99									

Wtd Avg - Simple weighted average



Commodity Variety	Unit	NORTHEAST U.S.				SOUTHEAST U.S.				MIDWEST U.S.			
		Price Range	Stores with Ads	Wtd Avg Price	% Marked Local	Price Range	Stores with Ads	Wtd Avg Price	% Marked Local	Price Range	Stores with Ads	Wtd Avg Price	% Marked Local
Yellow Type													
VEGETABLES													
Artichokes	each	0.99-1.50	46	1.40		1.50	10	1.50		1.50	14	1.50	
Asparagus Green	per pound	1.97-3.99	175	3.38		1.99-3.49	1,349	2.97		1.88-3.99	299	2.35	
Beans Round Green Type	per pound	0.99-1.99	386	1.78	20	0.88-1.68	536	1.08		0.69-1.69	467	0.97	69
Broccoli	per pound	1.49	9	1.49		1.39	359	1.39		1.39	647	1.39	
Broccoli	per bunch	0.99-1.50	313	1.08		2.00-2.50	1,219	2.49		1.50-2.50	103	1.62	
Broccoli Baby Hybrid Type	per bunch	2.50	6	2.50									
Broccoli Crown Cut	per pound	0.99-1.99	804	1.60	24	1.39-2.49	286	1.82		0.99-1.99	61	1.47	
Brussels Sprouts	per pound	0.99-2.99	270	2.59						0.99-1.99	43	1.65	
Beets	per pound					0.58	18	0.58		0.49-0.69	21	0.63	
Cabbage Round Green Type	per pound	0.33-0.79	743	0.58	27	0.34-0.69	2,211	0.54		0.39-0.69	328	0.55	51
Carrots	per pound	0.79-0.89	64	0.82									
Carrots	1 lb bag	0.99	16	0.99		0.78	18	0.78					
Carrots	2 lb bag	1.89-1.99	442	1.93		0.99-1.25	398	1.02		0.99-2.49	124	1.51	8
Carrots	per bunch	1.67	86	1.67									
Carrots Baby Peeled	1 lb bag	0.99-2.00	984	1.38		0.99-2.50	148	1.84		0.88-1.50	746	1.25	
Carrots Baby Peeled	2 lb bag					1.99-2.50	520	2.50		1.99	12	1.99	
Cauliflower	each	1.97-3.49	1,535	2.70		1.99-3.49	1,719	2.70		2.49-2.99	110	2.85	
Cauliflower	per pound					0.98	31	0.98		0.69-1.29	148	0.95	
Celery	each	0.99-1.88	426	1.46		0.98-1.50	1,141	1.19		0.79-1.59	531	1.25	1
Celery	per pound	1.69	72	1.69									
Celery Hearts	each	1.99-2.99	432	2.78		2.50	520	2.50		2.50	10	2.50	
Cilantro	per bunch	0.67-1.29	328	0.98		0.34-0.50	54	0.39		0.33-0.50	34	0.41	
Corn-Sweet	each	0.20-0.67	354	0.46	50	0.33-0.60	474	0.59	1	0.30-0.60	299	0.41	56
Cucumbers	each	0.39-1.50	612	0.76	60	0.50-1.25	128	0.82		0.50-0.89	151	0.74	36
Cucumbers	per pound					0.59	6	0.59		0.39	7	0.39	100
Cucumbers Long Seedless-Greenhouse	each	0.99-1.50	147	1.12		0.69-1.25	122	1.07		0.66-2.50	135	1.35	
Eggplant	per pound	0.89-1.69	570	1.25	14	1.49	34	1.49		0.69-0.99	273	0.77	68
Eggplant	each									1.77-1.79	11	1.77	100
Garlic	per pound	3.79	30	3.79									

Wtd Avg - Simple weighted average



Commodity Variety	Unit	NORTHEAST U.S.				SOUTHEAST U.S.				MIDWEST U.S.			
		Price Range	Stores with Ads	Wtd Avg Price	% Marked Local	Price Range	Stores with Ads	Wtd Avg Price	% Marked Local	Price Range	Stores with Ads	Wtd Avg Price	% Marked Local
Garlic	per sleeve	1.99	255	1.99						0.99	15	0.99	
Greens Collard	per pound					1.50	14	1.50					
Greens Collard	1 lb bag	2.50-3.00	607	2.65		1.68-2.50	124	2.11		2.50	6	2.50	
Greens Kale	per bunch									0.99	72	0.99	
Greens Kale	1 lb bag	2.50-3.00	615	2.65						2.50	18	2.50	
Greens Mustard	1 lb bag	2.99	48	2.99									
Greens Swiss Chard	per bunch									1.25	7	1.25	100
Greens Turnip Tops	1 lb bag									2.50	12	2.50	
Lettuce, Iceberg	each	0.99-1.88	673	1.39		0.68-1.39	1,614	1.03		0.78-1.50	395	1.11	
Lettuce, Other Green Leaf	each	0.99-1.99	74	1.96		1.69	7	1.69					
Lettuce, Other Red Leaf	each	0.99-1.99	100	1.71		1.69	7	1.69					
Lettuce, Romaine	each	0.99-1.69	530	1.33	38								
Lettuce, Romaine Hearts	3 count package	2.50-3.99	400	2.91		2.49-3.49	313	3.09		2.99-3.99	209	3.07	
Mushrooms Portobella	8 oz package					2.00	1,169	2.00		2.49	12	2.49	
Mushrooms Portobella	6 oz package	2.99	263	2.99		1.50	16	1.50		2.00-3.99	135	3.42	
Mushrooms White	per pound					2.49	220	2.49					
Mushrooms White	8 oz package	1.50-2.00	209	1.78		1.50-2.49	1,250	1.81		1.50-2.00	496	1.85	
Mushrooms White	6 oz package					1.50	8	1.50					
Onions Green	per bunch	0.67	327	0.67		0.46-0.50	52	0.49		0.50	12	0.50	
Peppers, Bell Type Green	per pound	0.99-1.99	820	1.39		0.99	48	0.99		0.99-1.99	138	1.07	
Peppers, Bell Type Green	each	0.66-1.25	341	1.05	56	0.50-0.69	553	0.68		0.50-0.99	379	0.81	23
Peppers, Bell Type Orange	per pound	2.99-3.99	165	3.51						0.78-2.49	237	2.37	
Peppers, Bell Type Orange	each	1.00-1.25	138	1.15		0.69	35	0.69		1.50	246	1.50	
Peppers, Bell Type Red	per pound	1.49-3.99	920	2.24	19					0.78-2.49	257	2.30	
Peppers, Bell Type Red	each	1.00-1.25	138	1.15		0.69	35	0.69		1.00-1.50	453	1.38	
Peppers, Bell Type Yellow	per pound	2.72-3.99	170	3.49						0.78-2.49	244	2.36	
Peppers, Bell Type Yellow	each	1.00-1.25	138	1.15		0.69	35	0.69		1.00-1.50	453	1.38	
Peppers, Other Jalapeno	per pound									0.48-1.99	281	0.73	10
Peppers, Other Mixed Mini Sweet Types	per pound	2.99	6	2.99									
Peppers, Other Mixed Mini Sweet Types	1 lb package	3.99-4.99	35	4.28		2.79	957	2.79		3.99	17	3.99	
Peppers, Other Serrano	per pound									1.38-1.39	11	1.38	100
Pumpkins	each	5.00-6.00	97	5.13		2.50-5.00	225	2.56		4.99	30	4.99	

Wtd Avg - Simple weighted average



Commodity Variety	Unit	NORTHEAST U.S.				SOUTHEAST U.S.				MIDWEST U.S.			
		Price Range	Stores with Ads	Wtd Avg Price	% Marked Local	Price Range	Stores with Ads	Wtd Avg Price	% Marked Local	Price Range	Stores with Ads	Wtd Avg Price	% Marked Local
Pumpkins Marked Extra Large	each					6.00	220	6.00					
Pumpkins Marked Large	each	4.99-6.00	912	5.26		5.00	125	5.00		4.00-5.99	964	4.11	
Pumpkins Marked Medium	each					4.00	220	4.00		4.00	870	4.00	
Pumpkins Miniature	each					0.80	220	0.80		0.99	15	0.99	
Pumpkins Pie Type	each									1.50-2.99	556	2.34	33
Radishes	per bunch	0.99-1.29	54	1.16						0.99	14	0.99	
Radishes	1 lb bag	1.29	80	1.29						1.99	116	1.99	
Salad Mixed Types	10 - 12 oz package	1.69-3.49	1,223	2.63		1.29-2.50	298	1.71		0.99-3.49	692	2.35	
Salad Mixed Types	5 - 9 oz package	2.00-2.99	883	2.46		1.33-3.00	502	1.87		0.99-3.79	735	2.67	
Spinach Flat, Baby Type	10 oz package	2.00-3.00	115	2.77		3.00	2	3.00		2.50-3.34	485	2.87	
Spinach Flat, Baby Type	8 oz package	2.00	74	2.00		1.99-2.00	964	2.00		2.99	186	2.99	
Spinach Flat, Baby Type	9 oz package	2.50	7	2.50									
Squash Acorn	per pound	0.99-1.19	66	1.00	12	0.79-0.99	98	0.95		0.69-0.99	786	0.93	75
Squash Butternut	per pound	0.99-1.19	232	0.99	3	0.79-0.99	110	0.96		0.69-0.99	786	0.93	75
Squash Grey	per pound									0.79	15	0.79	
Squash Spaghetti	per pound	0.99-1.19	222	0.99	4	0.79-0.99	110	0.96		0.69-0.99	786	0.93	75
Squash Yellow Crookneck/Straightneck	per pound	1.29-1.79	489	1.68	16	0.88-1.78	241	1.22		0.69-1.49	304	0.99	74
Squash Zucchini	per pound	0.99-1.79	598	1.62	13	0.88-1.78	429	1.11		0.69-1.49	474	1.07	73
Sweet Potatoes	per pound	0.79-1.49	400	1.01		0.79-0.99	549	0.98		0.79-0.88	93	0.87	
Tomatoes	per pound	1.29-3.00	389	1.89		0.95-1.99	1,468	1.81		0.99-1.99	97	1.85	24
Tomatoes Vine Ripe - Heirloom Varieties	per pound	3.99	6	3.99									
Tomatoes Vine Ripes	per pound	1.29-1.99	47	1.46		1.68-1.99	150	1.86		0.98-1.99	25	1.03	4
Tomatoes Vine Ripes-Greenhouse	per pound									1.99	15	1.99	
Tomatoes Vine Ripes, On The Vine-Greenhouse	per pound	1.99	190	1.99		1.78	8	1.78		1.99	73	1.99	
Tomatoes, Cherry	1 pint package					0.99	63	0.99		0.99-1.67	30	1.33	
Tomatoes, Grape Type	1 pint package	0.99-2.99	906	2.12		0.99-2.50	742	2.12		0.99-2.50	832	1.56	2
Tomatoes, Grape Type	10 oz package	1.49-3.00	458	1.79		1.29-1.49	380	1.48		0.99-2.00	198	1.47	
Tomatoes, Plum Type Roma	per pound	0.99-2.49	1,128	1.58		0.50-1.69	204	1.13		0.48-1.49	607	0.84	7
Tomatillos	per pound									0.68-1.18	52	0.83	33

VEGETABLES - ORGANIC



Commodity Variety	Unit	NORTHEAST U.S.				SOUTHEAST U.S.				MIDWEST U.S.			
		Price Range	Stores with Ads	Wtd Avg Price	% Marked Local	Price Range	Stores with Ads	Wtd Avg Price	% Marked Local	Price Range	Stores with Ads	Wtd Avg Price	% Marked Local
Beans Round Green Type	per pound	2.99	8	2.99									
Broccoli	per bunch	2.99-3.99	49	3.56		2.50	220	2.50					
Broccoli Crown Cut	per pound	3.99	8	3.99		2.00	31	2.00					
Carrots	1 lb bag	1.49	5	1.49									
Carrots	2 lb bag					2.49	2	2.49					
Carrots	per bunch	2.50	28	2.50					1.99	21	1.99		
Carrots Baby Peeled	1 lb bag	1.49-2.50	271	1.61		1.50-1.78	84	1.77	1.49-2.00	117	1.78		
Cauliflower	each	2.99-3.99	136	3.35					2.99	46	2.99		
Cauliflower	per pound	3.99	7	3.99		1.48	31	1.48					
Celery	each	1.99-2.50	219	2.18					0.79-1.99	25	1.52		
Celery Hearts	each	2.49-3.00	78	2.92					1.50-2.50	45	2.37		
Cilantro	per bunch								0.99	186	0.99		
Cucumbers	each								0.99	69	0.99		
Greens Collard	per bunch								0.99	12	0.99		
Greens Kale	per bunch	1.99-2.50	115	2.03					0.79-2.50	28	1.96	36	
Lettuce, Iceberg	each	1.99-2.99	126	2.30		1.98	82	1.98	1.25	7	1.25		
Lettuce, Other Boston	each	2.99	40	2.99	100								
Lettuce, Other Green Leaf	each								1.39	11	1.39		
Lettuce, Other Red Leaf	each								1.39	11	1.39		
Lettuce, Romaine Hearts	3 count package	3.99-4.99	423	4.01		3.99	1,213	3.99	3.49-3.99	101	3.55		
Mushrooms Portobella	6 oz package	3.00-3.49	54	3.05									
Mushrooms White	8 oz package	2.99	129	2.99		1.98	82	1.98	1.69-2.50	300	2.37		
Mushrooms White	6 oz package	3.00	21	3.00									
Onions Green	per bunch	1.00	79	1.00					0.99	186	0.99		
Peppers, Bell Type Green	per pound	1.99	10	1.99									
Peppers, Bell Type Green	each					0.98	200	0.98	0.99-1.79	93	1.20	26	
Radishes	per bunch	2.50	7	2.50									
Salad Mixed Types	1 lb bag	3.99-5.00	427	4.37		5.00	121	5.00					
Salad Mixed Types	10 - 12 oz package	2.50-4.99	339	3.03									
Salad Mixed Types	5 - 9 oz package	2.50-3.99	465	3.20					2.50-3.79	426	3.01		
Spinach Flat, Baby Type	5 - 6 oz package	3.99	31	3.99		1.99	40	1.99	3.79	1	3.79		
Squash Acorn	per pound								0.99	6	0.99		

Wtd Avg - Simple weighted average



Commodity Variety	Unit	NORTHEAST U.S.				SOUTHEAST U.S.				MIDWEST U.S.			
		Price Range	Stores with Ads	Wtd Avg Price	% Marked Local	Price Range	Stores with Ads	Wtd Avg Price	% Marked Local	Price Range	Stores with Ads	Wtd Avg Price	% Marked Local
Squash Butternut	per pound									0.99	6	0.99	
Squash Spaghetti	per pound									0.99	6	0.99	
Squash Zucchini	per pound	1.49	6	1.49									
Sweet Potatoes	per pound	1.99	89	1.99		1.99	2	1.99					
Tomatoes	per pound	1.99	10	1.99						1.79	11	1.79	
Tomatoes Vine Ripe - Heirloom Varieties	per pound	3.99	70	3.99		3.99	63	3.99		3.99	11	3.99	
Tomatoes, Cherry	1 pint package	2.99	40	2.99						2.99	11	2.99	
Tomatoes, Grape Type	1 pint package	2.19-3.49	230	2.74		2.19-3.49	1,035	2.29		1.50-2.99	31	2.19	
Tomatoes, Grape Type	10 oz package									2.50	11	2.50	
Tomatoes, Plum Type Roma	per pound									1.99	5	1.99	
OTHER SPECIALTY CROPS ITEMS													
Hemp Protein	16 oz package	14.99	70	14.99									
Hemp Seeds-Shelled	8 oz package	9.99	70	9.99		7.99	31	7.99					
Hemp Seeds-Shelled	16 oz package					14.99	31	14.99					
OTHER SPECIALTY CROPS ITEMS - ORGANIC													
Hemp Protein	16 oz package	19.99	40	19.99						19.99	11	19.99	
Hemp (Seeds) Oil	4 oz									5.99	11	5.99	
Hemp Seeds-Shelled	4 oz package	4.99	80	4.99						4.99	11	4.99	
Hemp Seeds-Shelled	7 oz package					9.99	31	9.99					
Hemp Seeds-Shelled	8 oz package	13.99	30	13.99		10.99	31	10.99					
Hemp Seeds-Shelled	12 oz package	12.99-18.99	110	15.99		13.99	31	13.99		12.99	11	12.99	
SEASONAL ITEMS													
Chayote	each	0.40	9	0.40									
Potted Plants Chrysanthemum	6 inch pot	6.00-9.99	82	9.60		7.99-9.99	1,115	9.77		7.99-10.00	843	8.25	
Potted Plants Chrysanthemum	8 inch pot	4.00-9.99	286	4.72		3.00-4.99	149	4.46		4.00-12.99	537	6.59	17
Rose, Hybrid Tea	bunched 12s	9.99	30	9.99						5.99-8.99	168	7.68	



Commodity Variety	Unit	SOUTH CENTRAL U.S.				SOUTHWEST U.S.				NORTHWEST U.S.			
		Price Range	Stores with Ads	Wtd Avg Price	% Marked Local	Price Range	Stores with Ads	Wtd Avg Price	% Marked Local	Price Range	Stores with Ads	Wtd Avg Price	% Marked Local
FRUITS													
Apples Braeburn	per pound									1.49	29	1.49	
Apples Fuji	per pound	0.87-0.99	352	0.89		0.50-1.47	140	1.36	81	0.88-0.98	48	0.96	
Apples Fuji	3 lb bag					2.50	56	2.50					
Apples Gala	per pound	0.25-1.49	590	1.05		0.50-1.99	1,283	1.10		0.78-1.99	389	1.04	12
Apples Gala	3 lb bag	1.99-2.99	369	2.37		2.50	56	2.50		2.99-3.00	15	2.99	
Apples Gala	2 lb bag					0.99	7	0.99					
Apples Golden Delicious	per pound					0.33	47	0.33					
Apples Granny Smith	per pound	0.97-0.99	328	0.98		0.33-1.89	159	0.66		0.99	15	0.99	
Apples Granny Smith	3 lb bag					2.50	56	2.50					
Apples Honeycrisp	per pound	1.97-2.99	382	2.44		1.25-2.99	728	1.98		0.99-2.99	277	1.45	6
Apples Jonathan	per pound	0.79-0.99	35	0.85									
Apples Jonathan	3 lb bag	2.49-2.99	102	2.90									
Apples Pink Lady/Cripps Pink	per pound	0.99	5	0.99									
Apples Red Delicious	per pound	0.97-0.99	89	0.98		0.50-0.89	58	0.67					
Apples Red Delicious	3 lb bag					2.50	56	2.50		2.99-3.00	15	2.99	
Apples, Processed Juice	64 oz (1/2 gallon)	1.29-2.00	182	1.61		1.98-2.50	379	2.12		1.99-2.50	28	2.17	
Apples, Processed Juice	96 oz (3/4 gallon)	1.50	12	1.50									
Apples, Processed Juice	128 oz (1 gallon)					1.67-3.49	185	3.35					
Avocados Hass	each	0.33-2.00	1,633	0.84		0.20-1.67	1,060	1.02		0.75-2.50	573	1.11	
Avocados Various Greenskin Varieties	each	1.25	144	1.25		0.79-1.66	50	1.31		0.75	17	0.75	
Bananas	per pound	0.34-0.50	97	0.47		0.33-0.50	171	0.39		0.39-0.59	78	0.54	
Blueberries	6 oz package	1.88-2.50	241	2.40		1.50-3.50	1,142	2.36	6	1.99-3.34	241	3.02	
Blueberries	1 pint package	2.99-3.33	329	3.05		3.99	260	3.99		1.98-3.99	73	2.86	
Blueberries	18 oz package					2.99-5.99	209	4.61					
Cantaloups	each	1.50-3.00	544	2.25	1	2.50-3.00	469	2.51	2	2.50-3.99	215	3.93	
Cantaloups	per pound	0.33-0.49	222	0.37		0.25-0.50	341	0.45		0.38-0.49	13	0.47	
Clementines	5 lb package	4.88	23	4.88									
Clementines	3 lb bag	2.98-4.99	351	3.75		3.99	413	3.99					
Clementines	2 lb bag	2.99	5	2.99		2.97	256	2.97		2.99	206	2.99	
Fruit, Other Apple Pears	per pound									1.99	3	1.99	
Fruit, Other	per pound					0.50	45	0.50					

Wtd Avg - Simple weighted average



Commodity Variety	Unit	SOUTH CENTRAL U.S.				SOUTHWEST U.S.				NORTHWEST U.S.			
		Price Range	Stores with Ads	Wtd Avg Price	% Marked Local	Price Range	Stores with Ads	Wtd Avg Price	% Marked Local	Price Range	Stores with Ads	Wtd Avg Price	% Marked Local
Cactus Pears													
Fruit, Other Cactus Pears	each	0.20	85	0.20		0.20-0.33	37	0.31					
Grapes Black Seedless	per pound	0.69-2.49	1,017	1.48		0.88-2.99	836	1.35	67	0.88-1.49	284	1.23	
Grapes Red Globe	per pound	0.89-2.49	206	1.31									
Grapes Red Seedless	per pound	0.69-2.00	1,785	1.32		0.88-2.99	2,397	1.57	37	0.88-2.99	506	1.41	
Grapes White Seedless Type	per pound	0.69-2.00	1,560	1.50		0.75-2.99	2,264	1.50	40	0.88-2.99	524	1.41	
Honeydews	each	3.49	45	3.49		2.50-2.99	122	2.54					
Honeydews	per pound	0.79	4	0.79		0.33-0.79	183	0.76		0.79	40	0.79	
Kiwifruit Hayward	each					0.50	152	0.50					
Lemons	each	0.20-0.50	86	0.26						0.50	41	0.50	
Lemons	per pound					0.88-0.89	84	0.88					
Lemons	2 lb bag	1.99-2.99	54	2.86									
Limes	each	0.08-0.25	395	0.14		0.20-0.25	25	0.23					
Limes	per pound					0.50-0.88	110	0.68					
Mangoes	each	0.77-1.00	199	0.92		0.50-2.50	229	1.20		1.00-2.00	86	1.37	
Misc Berries Blackberries	5.6 - 6 oz package	1.47-3.33	606	2.03		2.50-3.99	727	3.26	9	2.50-3.99	222	3.12	
Nectarines Various White Flesh Varieties	per pound	2.88	40	2.88		1.99-2.49	160	2.47					
Nectarines Various Yellow Flesh Varieties	per pound	1.49-2.49	178	1.93		0.50-2.49	762	1.99	34	1.99-2.49	362	2.27	
Oranges Navel	per pound	1.29-1.49	295	1.39						0.98-1.69	247	1.07	
Oranges Navel	3 lb bag	4.69-4.99	90	4.96						2.99-4.99	32	4.80	
Oranges Valencia	per pound					0.89	30	0.89					
Oranges Valencia	3 lb bag					3.99	12	3.99					
Papaya Maradol/Tainung Types	per pound	0.49-0.99	329	0.51		0.50-0.99	91	0.87					
Papaya Solo Type	per pound	1.29	5	1.29		1.29	72	1.29					
Papaya Solo Type	each	0.79	9	0.79									
Peaches Various White Flesh Varieties	per pound	2.88	40	2.88		1.69-2.89	44	1.91					
Peaches Various Yellow Flesh Varieties	per pound	0.98-2.49	571	1.85		0.97-2.89	1,017	1.54	27	0.98-2.49	458	2.02	2
Pears Bartlett	per pound	0.34-1.88	525	1.11		0.69-2.89	643	1.27		0.99-1.69	445	1.30	
Pears Bosc	per pound	0.34-1.49	86	0.78		0.88-0.99	225	0.93		0.99-1.39	27	1.17	
Pears D'Anjou	per pound	0.34-0.98	101	0.78		1.49	152	1.49		1.39	12	1.39	
Pineapples	each	1.99-2.99	197	2.33		0.99-3.59	139	1.27		2.50-2.99	95	2.56	

Wtd Avg - Simple weighted average



Commodity Variety	Unit	SOUTH CENTRAL U.S.				SOUTHWEST U.S.				NORTHWEST U.S.			
		Price Range	Stores with Ads	Wtd Avg Price	% Marked Local	Price Range	Stores with Ads	Wtd Avg Price	% Marked Local	Price Range	Stores with Ads	Wtd Avg Price	% Marked Local
Pineapples	per pound	0.79	68	0.79		0.33-0.89	102	0.66		0.89	40	0.89	
Plums	per pound	1.29-2.50	270	1.96		0.79-1.99	338	1.89		1.28-1.99	31	1.73	
Plums Interspecific Type	per pound	1.49-1.99	54	1.93		1.99-2.49	161	2.46	43				
Prunes	per pound					1.99	7	1.99		1.99	7	1.99	100
Raspberries Red	6 oz package	1.25-3.33	966	2.34		0.98-3.99	1,617	2.86	4	1.50-3.99	309	3.04	
Strawberries	1 lb package	1.69-3.00	909	2.40		0.99-4.49	1,743	2.49	25	1.50-4.00	303	2.18	
Strawberries	2 lb package									5.99	17	5.99	
Tangerines	per pound	1.19	5	1.19		0.79-1.99	162	1.34					
Tangerines	3 lb bag	2.99-3.99	596	3.59		2.99-5.00	269	3.89		3.99-4.99	157	4.50	
Tangerines	2 lb bag	1.99-3.99	238	2.15		2.50	146	2.50					
Tangerines	each	0.44	17	0.44									
Tangelos	per pound	1.48	99	1.48		0.99	488	0.99					
Watermelons Red Flesh Seedless Miniature	each	2.99-3.99	110	3.28		2.50-4.99	271	4.89		2.50-3.99	27	3.00	67
Watermelons Red Flesh Seedless Type	each	3.79-5.99	71	4.62		3.50-4.99	116	4.36		4.99	10	4.99	
Watermelons Red Flesh Seedless Type	per pound					0.20-0.33	120	0.29					
FRUITS - ORGANIC													
Apples Fuji	per pound					2.49	26	2.49					
Apples Gala	per pound	0.98-1.69	114	1.26		1.48-1.99	37	1.70					
Apples Gala	3 lb bag					3.99	13	3.99					
Apples Gala	2 lb bag	1.99-3.99	134	2.33						3.49	206	3.49	
Apples Honeycrisp	per pound	1.98	148	1.98		2.77	4	2.77		1.98-3.49	208	2.71	10
Apples Pink Lady/Cripps Pink	per pound	1.48	6	1.48	100								
Apples, Processed Juice	64 oz (1/2 gallon)	2.50	172	2.50									
Apples, Processed Juice Marked Cider	64 oz (1/2 gallon)					11.98	53	11.98					
Avocados Hass	each					0.49-3.00	67	1.57		1.67	64	1.67	
Bananas	per pound	0.69-0.77	213	0.71		0.99	260	0.99		0.99	10	0.99	
Blueberries	6 oz package	1.48	6	1.48		2.50	317	2.50		4.00	146	4.00	
Cantaloups	each	2.99-3.00	71	2.99		2.50-3.00	73	2.53					
Grapes Black Seedless	per pound	1.97-2.88	545	2.27		1.99-2.69	558	2.29	57	1.97-2.69	81	2.12	
Grapes Red Seedless	per pound	1.97-2.99	600	2.33		1.99-3.29	597	2.32	53	1.97-2.99	92	2.22	
Grapes	per pound	1.97-2.99	581	2.32		1.99-3.29	700	2.34	45	1.97-	111	2.27	

Wtd Avg - Simple weighted average



Commodity Variety	Unit	SOUTH CENTRAL U.S.				SOUTHWEST U.S.				NORTHWEST U.S.			
		Price Range	Stores with Ads	Wtd Avg Price	% Marked Local	Price Range	Stores with Ads	Wtd Avg Price	% Marked Local	Price Range	Stores with Ads	Wtd Avg Price	% Marked Local
White Seedless Type										2.99			
Mangoes	each	1.66	99	1.66		1.50-1.99	26	1.71					
Misc Berries Blackberries	5.6 - 6 oz package	3.00	18	3.00		3.99	1	3.99		3.50-4.00	153	3.98	
Nectarines Various Yellow Flesh Varieties	per pound	2.49	120	2.49		2.49	50	2.49		1.99	20	1.99	
Oranges Valencia	per pound	1.48	6	1.48									
Oranges Valencia	4 lb bag					4.99	45	4.99					
Peaches Various Yellow Flesh Varieties	per pound	2.49	94	2.49		2.49	99	2.49		2.49	19	2.49	
Pears Bartlett	per pound	1.69	71	1.69		1.69-1.89	259	1.81		1.69-1.89	20	1.70	
Pineapples	each									1.69	20	1.69	
Plums Interspecific Type	per pound									2.99	21	2.99	
Raspberries Red	6 oz package	2.00	99	2.00		2.00	146	2.00		4.00	146	4.00	
Strawberries	1 lb package	2.97-3.50	177	3.37		2.99-4.99	706	3.60		2.50-3.50	197	2.89	
Watermelons Red Flesh Seedless Miniature	each									3.99	19	3.99	
Watermelons Red Flesh Seedless Type	per pound									0.59	21	0.59	100
ONIONS AND POTATOES													
Onions, Dry Red	per pound	0.99	6	0.99		0.33-0.79	65	0.40					
Onions, Dry White	per pound	0.33-0.99	227	0.51		0.25-0.69	142	0.40		0.69-0.79	23	0.71	
Onions, Dry White	2 lb bag	1.00	23	1.00		1.00	5	1.00					
Onions, Dry White	3 lb bag	1.00-2.00	15	1.27									
Onions, Dry Yellow	per pound	0.39-1.58	122	0.89		0.17-0.99	328	0.61		0.38-0.69	214	0.68	
Onions, Dry Yellow	3 lb bag	1.69-2.49	132	2.07									
Onions, Dry Yellow Marked Sweet	per pound	0.87-1.29	602	1.05		0.25-1.29	615	1.24		0.49-1.29	101	1.16	18
Potatoes Round Red	per pound	0.50-0.99	92	0.60		0.33-0.99	140	0.62		0.59	5	0.59	100
Potatoes Round Red	3 lb bag	2.00	5	2.00									
Potatoes Round Red	5 lb bag	2.48-3.99	260	2.86									
Potatoes Round White	per pound	0.89-0.99	91	0.92		0.59-0.89	6	0.84					
Potatoes Round White	5 lb bag	2.48	41	2.48		1.69	5	1.69					
Potatoes Round White	10 lb bag					2.99	5	2.99					
Potatoes Russet	per pound	0.59-0.69	30	0.67		0.33-0.99	312	0.77		0.38-0.79	379	0.68	2
Potatoes Russet	5 lb bag	1.50-2.50	335	2.25		1.50-2.79	412	2.59		1.68-1.79	35	1.77	

Wtd Avg - Simple weighted average



Commodity Variety	Unit	SOUTH CENTRAL U.S.				SOUTHWEST U.S.				NORTHWEST U.S.			
		Price Range	Stores with Ads	Wtd Avg Price	% Marked Local	Price Range	Stores with Ads	Wtd Avg Price	% Marked Local	Price Range	Stores with Ads	Wtd Avg Price	% Marked Local
Potatoes Russet	10 lb bag	2.99-3.79	197	3.47		2.79-2.99	30	2.94					
Potatoes Russet	8 lb bag					0.99	10	0.99					
Potatoes Yellow Type	per pound									0.68	21	0.68	100
Potatoes Yellow Type	3 lb bag	2.00	5	2.00									
Potatoes Yellow Type	5 lb bag	2.50-3.99	192	3.15						3.50	18	3.50	100

ONIONS AND POTATOES - ORGANIC

Onions, Dry Red	per pound	1.48	6	1.48									
Onions, Dry Yellow	per pound	1.48	6	1.48		0.99	12	0.99					
Onions, Dry Yellow	2 lb bag					2.99	56	2.99					
Onions, Dry Yellow Marked Sweet	per pound	0.99	71	0.99		0.99	103	0.99		0.99-1.49	30	1.17	37
Onions, Dry Yellow Marked Sweet	3 lb bag									2.98	21	2.98	
Potatoes Round Red	per pound	1.48	6	1.48									
Potatoes Russet	per pound					0.99	4	0.99					
Potatoes Yellow Type	per pound	1.48	6	1.48									

VEGETABLES

Artichokes	each	0.99	49	0.99		2.50	56	2.50		2.50	64	2.50	
Asparagus Green	per pound	3.00	11	3.00						1.99-3.99	8	3.24	
Bok Choy	per pound					0.50	6	0.50					
Beans Round Green Type	per pound	0.99-1.29	153	1.28		1.29-1.99	18	1.60	44	1.49	5	1.49	
Broccoli	per pound	0.99	9	0.99						0.78-1.00	224	0.98	
Broccoli	per bunch	1.99-2.00	15	2.00									
Broccoli Crown Cut	per pound	1.29-1.99	322	1.44		0.99-1.99	536	1.34	1	1.29-1.59	64	1.46	
Brussels Sprouts	per pound	2.49	1	2.49						1.99	121	1.99	
Beets	per bunch					1.50	5	1.50					
Cabbage Round Green Type	per pound	0.39-0.69	362	0.58		0.50	5	0.50		0.48-0.79	249	0.76	
Carrots	per pound	0.34	17	0.34		0.33	55	0.33					
Carrots	1 lb bag	0.69	1	0.69		0.33	5	0.33					
Carrots	2 lb bag									0.98-1.49	87	1.28	
Carrots Baby Peeled	1 lb bag	0.99-1.50	216	1.14		0.98-0.99	211	0.99		0.98-0.99	67	0.99	
Carrots Baby Peeled	2 lb bag	2.50	67	2.50									
Cauliflower	each	0.98-3.50	403	1.81		0.99-1.99	41	1.84		1.59-1.78	17	1.68	

Wtd Avg - Simple weighted average



Commodity Variety	Unit	SOUTH CENTRAL U.S.				SOUTHWEST U.S.				NORTHWEST U.S.			
		Price Range	Stores with Ads	Wtd Avg Price	% Marked Local	Price Range	Stores with Ads	Wtd Avg Price	% Marked Local	Price Range	Stores with Ads	Wtd Avg Price	% Marked Local
Cauliflower	per pound					0.88-0.99	336	0.94		0.78-1.48	230	1.00	
Celery	each	0.99-1.99	80	1.41		0.49-0.99	194	0.70		0.79	20	0.79	
Celery	per pound									0.79	40	0.79	
Celery Hearts	each	2.50	49	2.50		1.50	8	1.50					
Chinese Cabbage	per pound					0.50	6	0.50		0.59	3	0.59	
Cilantro	per bunch	0.33-0.34	119	0.33		0.33-0.69	410	0.47		0.50	18	0.50	
Corn-Sweet	each	0.33-2.49	170	0.94		0.20-0.50	447	0.44		0.50-0.70	60	0.57	35
Cucumbers	each	0.33-0.79	367	0.62		0.33-0.89	418	0.61		0.58-0.69	56	0.67	
Cucumbers	per pound					0.99	10	0.99					
Cucumbers Long Seedless-Greenhouse	each	1.25-1.50	159	1.34						1.00-1.50	237	1.06	
Eggplant	per pound	0.99	5	0.99									
Eggplant	each					0.98	16	0.98					
Garlic	per pound	1.99	11	1.99									
Garlic	per sleeve	1.29-1.99	79	1.39		1.25	45	1.25					
Greens Collard	per bunch	1.49	148	1.49						1.49	2	1.49	
Greens Kale	per bunch	0.99-1.49	153	1.47						1.49	2	1.49	
Greens Mustard	per bunch	1.49	148	1.49						1.49	2	1.49	
Greens Turnip Tops	per bunch	1.49	148	1.49						1.49	2	1.49	
Lettuce, Iceberg	each	0.99-1.50	350	1.12		0.50-1.69	443	0.93		0.99-1.49	214	1.48	
Lettuce, Other Boston	each	0.99	13	0.99									
Lettuce, Other Green Leaf	each					0.78-1.69	16	1.24	50	0.98-1.49	232	1.43	
Lettuce, Other Green Leaf	per pound	0.99	148	0.99						0.99	2	0.99	
Lettuce, Other Red Leaf	each					0.78-1.69	16	1.24	50	0.98-1.49	232	1.43	
Lettuce, Other Red Leaf	per pound	0.99	148	0.99						0.99	2	0.99	
Lettuce, Romaine	each									0.98-1.49	217	1.46	
Lettuce, Romaine	per pound	0.99	148	0.99						0.99	2	0.99	
Lettuce, Romaine Hearts	3 count package	2.00-2.50	11	2.27									
Mushrooms Portobella	6 oz package	3.69-3.99	49	3.92									
Mushrooms White	8 oz package	1.50-2.49	349	1.84		1.50-1.99	88	1.84		1.50-2.00	47	1.91	
Onions Green	per bunch	0.33-1.00	28	0.88		0.25-0.50	293	0.35		0.44-0.50	19	0.47	
Peppers, Bell Type Green	per pound					1.89	8	1.89					
Peppers, Bell Type Green	each	0.33-0.79	363	0.54		0.33-0.69	336	0.63		0.25-0.58	36	0.38	
Peppers, Bell Type	per pound									1.99	3	1.99	

Wtd Avg - Simple weighted average



Commodity Variety	Unit	SOUTH CENTRAL U.S.				SOUTHWEST U.S.				NORTHWEST U.S.			
		Price Range	Stores with Ads	Wtd Avg Price	% Marked Local	Price Range	Stores with Ads	Wtd Avg Price	% Marked Local	Price Range	Stores with Ads	Wtd Avg Price	% Marked Local
Orange													
Peppers, Bell Type Orange	each	1.50	192	1.50		0.99-1.50	602	1.45		1.00-1.50	480	1.28	
Peppers, Bell Type Red	per pound									1.99	3	1.99	
Peppers, Bell Type Red	each	0.69-1.50	477	1.21		0.50-1.50	808	1.28		1.00-1.50	516	1.29	
Peppers, Bell Type Yellow	per pound									1.99	3	1.99	
Peppers, Bell Type Yellow	each	1.25-1.50	232	1.46		0.99-1.50	602	1.45		1.00-1.50	480	1.28	
Peppers, Other Jalapeno	per pound	0.50-0.89	424	0.68		0.33-0.99	221	0.62		0.99	18	0.99	
Peppers, Other Mixed Mini Sweet Types	1 lb package					2.50	171	2.50					
Peppers, Other Serrano	per pound	0.99	17	0.99		0.33-0.89	89	0.54					
Pumpkins	each	3.99-5.00	206	4.35									
Pumpkins Marked Large	each	4.00	148	4.00		6.99	260	6.99	100	4.00-6.99	12	6.49	83
Pumpkins Marked Medium	each	4.00	148	4.00						4.00	2	4.00	
Radishes	per bunch	0.99	17	0.99		0.20-0.69	379	0.50		0.44-0.50	19	0.47	
Salad Mixed Types	10 - 12 oz package	1.98-2.99	302	2.43		1.67-2.50	20	1.89		1.88-2.50	134	2.03	
Salad Mixed Types	5 - 9 oz package	2.50-2.99	138	2.63		1.67-2.50	20	1.89		1.29-3.33	181	2.02	
Spinach Flat, Baby Type	10 oz package	2.48	5	2.48									
Squash Acorn	per pound	0.69-0.99	38	0.92		0.68-1.29	163	1.25	42	0.68-0.99	27	0.78	67
Squash Butternut	per pound	0.69-0.99	82	0.96		0.68-1.29	173	1.22	40	0.68	18	0.68	100
Squash Grey	per pound	0.89-0.98	32	0.95		0.50-0.88	157	0.75					
Squash Spaghetti	per pound	0.69-0.99	76	0.96		0.68-0.69	21	0.68		0.68	18	0.68	100
Squash Yellow Crookneck/Straightneck	per pound	0.88-1.69	377	1.23		0.88	102	0.88		0.88-1.69	232	1.02	6
Squash Zucchini	per pound	0.88-1.69	376	1.22		0.69-0.88	186	0.84		0.88-1.69	232	1.02	6
Sweet Potatoes	per pound	0.69-1.00	295	0.92		0.79-1.99	81	0.92					
Tomatoes	per pound	0.50-1.99	180	1.20		0.79-1.99	654	1.92		1.28	8	1.28	
Tomatoes Vine Ripe - Heirloom Varieties	per pound					3.99	8	3.99	100				
Tomatoes Vine Ripes	per pound	1.59-1.99	212	1.89		1.28-1.99	206	1.93		1.99	76	1.99	
Tomatoes Vine Ripes-Greenhouse	per pound	1.79-1.99	74	1.94						1.49-2.49	226	2.40	
Tomatoes, Grape Type	1 pint package	1.19-2.00	401	1.37		1.49-1.50	182	1.50		2.00	5	2.00	
Tomatoes, Grape Type	10 oz package	0.98-2.50	122	1.65						1.89	40	1.89	
Tomatoes, Plum Type Roma	per pound	0.44-1.29	520	0.84		0.50-2.49	909	0.85		0.78-2.49	149	1.31	
Tomatillos	per pound	0.50-0.99	249	0.73		0.33-0.99	178	0.71		0.99	18	0.99	

Wtd Avg - Simple weighted average



Commodity Variety	Unit	SOUTH CENTRAL U.S.				SOUTHWEST U.S.				NORTHWEST U.S.			
		Price Range	Stores with Ads	Wtd Avg Price	% Marked Local	Price Range	Stores with Ads	Wtd Avg Price	% Marked Local	Price Range	Stores with Ads	Wtd Avg Price	% Marked Local
VEGETABLES - ORGANIC													
Broccoli	per pound									1.99	7	1.99	100
Broccoli	per bunch					2.99	286	2.99	9	2.99	10	2.99	
Broccoli Crown Cut	per pound					1.77	4	1.77					
Carrots	2 lb bag									1.28	19	1.28	
Carrots	per bunch									2.00	7	2.00	100
Carrots Baby Peeled	1 lb bag	1.25-2.00	203	1.52		0.99-1.50	270	1.47					
Cauliflower	each					1.99-2.99	65	2.81					
Celery	each	1.25	99	1.25		1.49	17	1.49					
Cilantro	per bunch					0.99	273	0.99		1.29	19	1.29	
Corn-Sweet	each	0.33	26	0.33									
Cucumbers	each	0.99-1.29	31	1.24		1.29	4	1.29					
Greens Collard	per bunch									1.99	206	1.99	
Greens Kale	per bunch					1.25-2.00	295	1.67		1.99-2.00	245	1.99	
Greens Mustard	per bunch									1.99	206	1.99	
Greens Swiss Chard	per bunch	1.48	6	1.48	100								
Lettuce, Other Green Leaf	each	1.39	82	1.39		1.39	18	1.39		1.39	19	1.39	
Lettuce, Other Red Leaf	each	1.39	82	1.39		1.39	18	1.39		1.39	19	1.39	
Lettuce, Romaine	each	1.48	6	1.48	100								
Lettuce, Romaine Hearts	3 count package					2.99	256	2.99					
Mushrooms Portobella	per pound									5.99	11	5.99	100
Mushrooms White	8 oz package					2.69-2.99	378	2.79		2.50	30	2.50	
Mushrooms White	6 oz package	2.00	5	2.00									
Onions Green	per bunch					0.99	273	0.99					
Peppers, Bell Type Green	each	0.99	5	0.99									
Peppers, Other Mixed Mini Sweet Types	1 lb package					3.99	8	3.99					
Radishes	per bunch					0.99	256	0.99					
Salad Mixed Types	1 lb bag	2.50	110	2.50		5.00	1	5.00					
Salad Mixed Types	5 - 9 oz package	3.00-3.49	394	3.21		3.00-3.99	1,053	3.34		2.50-3.99	326	3.29	
Squash Acorn	per pound	1.49	132	1.49		1.49-1.99	603	1.54		1.28-1.49	115	1.42	
Squash Butternut	per pound	1.49	132	1.49		1.49-1.77	550	1.49		1.49	76	1.49	
Squash Spaghetti	per pound	1.49	132	1.49		1.49-1.77	550	1.49		1.49	76	1.49	

Wtd Avg - Simple weighted average



Commodity Variety	Unit	SOUTH CENTRAL U.S.				SOUTHWEST U.S.				NORTHWEST U.S.			
		Price Range	Stores with Ads	Wtd Avg Price	% Marked Local	Price Range	Stores with Ads	Wtd Avg Price	% Marked Local	Price Range	Stores with Ads	Wtd Avg Price	% Marked Local
Squash Yellow Crookneck/Straightneck	per pound	1.48-1.69	107	1.50		1.99	113	1.99		1.99	9	1.99	100
Squash Zucchini	per pound	1.48-1.99	133	1.59		1.29-1.99	194	1.75		1.99	9	1.99	100
Sweet Potatoes	per pound	1.98	6	1.98									
Tomatoes	per pound	1.79	82	1.79		1.79	18	1.79		1.79	19	1.79	
Tomatoes Vine Ripe - Heirloom Varieties	per pound	3.99	26	3.99		2.99-3.99	285	3.75		3.99	19	3.99	
Tomatoes Vine Ripes	per pound									1.99	17	1.99	
Tomatoes Vine Ripes-Greenhouse	per pound					2.99	46	2.99					
Tomatoes Vine Ripes, On The Vine-Greenhouse	per pound					3.99	26	3.99					
Tomatoes, Cherry	1 pint package	2.99	45	2.99		2.99-3.99	70	3.23	24				
Tomatoes, Grape Type	1 pint package	2.50	229	2.50									
Tomatoes, Grape Type	10 oz package	2.50-2.99	413	2.70		2.00-2.98	569	2.41		2.50	35	2.50	
Tomatoes, Plum Type Roma	per pound									2.69	206	2.69	
OTHER SPECIALTY CROPS ITEMS - ORGANIC													
Hemp Protein	16 oz package					19.99	53	19.99					
Hemp (Seeds) Oil	4 oz	5.99	82	5.99		5.99	18	5.99		5.99	19	5.99	
Hemp Seeds-Shelled	4 oz package					4.99	53	4.99					
Hemp Seeds-Shelled	12 oz package					12.99	53	12.99					
SEASONAL ITEMS													
Chayote	per pound					0.50	23	0.50					
Chayote	each					0.25-0.33	11	0.28					
Potted Plants Chrysanthemum	6 inch pot	7.99-12.99	140	9.78		7.99-9.99	798	9.03	32	7.99-10.99	138	8.91	
Potted Plants Chrysanthemum	8 inch pot	5.00	83	5.00						9.98	21	9.98	81
Rose, Hybrid Tea	bunched 12s					11.99	82	11.99		9.99	9	9.99	



Commodity Variety	Unit	ALASKA U.S.				HAWAII U.S.			
		Price Range	Stores with Ads	Wtd Avg Price	% Marked Local	Price Range	Stores with Ads	Wtd Avg Price	% Marked Local
FRUITS									
Apples Braeburn	per pound	1.49	11	1.49		1.69	6	1.69	
Apples Fuji	per pound					1.39	4	1.39	
Apples Gala	per pound	1.99	27	1.99					
Apples Gala	3 lb bag					3.99	6	3.99	
Apples Granny Smith	per pound					1.49	6	1.49	
Apples Honeycrisp	per pound					2.49	21	2.49	
Apples, Processed Juice	64 oz (1/2 gallon)	2.98	3	2.98		3.99	21	3.99	
Avocados Hass	each	0.50-2.50	24	1.56		2.00	21	2.00	
Bananas	per pound	0.59-0.89	13	0.84		0.99	4	0.99	
Blueberries	6 oz package	2.50	2	2.50					
Blueberries	1 pint package	3.50	11	3.50					
Blueberries	18 oz package	4.98	3	4.98					
Cantaloups	each					1.99	21	1.99	
Cantaloups	per pound	0.99	1	0.99		0.99	23	0.99	
Clementines	2 lb bag	4.99	26	4.99					
Grapes Black Seedless	per pound	1.49	11	1.49					
Grapes Red Seedless	per pound	1.49-3.99	44	3.37		3.19-4.99	44	4.05	
Grapes White Seedless Type	per pound	1.29-3.99	46	3.27		3.19-4.99	44	4.05	
Kiwifruit Hayward	each					0.99	21	0.99	
Lemons	each	0.69	2	0.69					
Mangoes	each	2.50	3	2.50					
Misc Berries Blackberries	5.6 - 6 oz package	2.99	1	2.99					
Nectarines Various White Flesh Varieties	per pound	3.99	33	3.99		2.38	3	2.38	
Nectarines Various Yellow Flesh Varieties	per pound	3.49-3.99	40	3.90		2.99-3.99	44	3.47	
Oranges Navel	per pound	1.69-1.99	27	1.98					
Papaya Solo Type	per pound					1.29	23	1.29	100
Peaches Various White Flesh Varieties	per pound	3.99	33	3.99		2.59	6	2.59	
Peaches Various Yellow Flesh Varieties	per pound	3.49-3.99	40	3.90		3.99	21	3.99	
Pears	per pound	1.99	26	1.99		2.99	21	2.99	

Wtd Avg - Simple weighted average



Commodity Variety	Unit	ALASKA U.S.				HAWAII U.S.			
		Price Range	Stores with Ads	Wtd Avg Price	% Marked Local	Price Range	Stores with Ads	Wtd Avg Price	% Marked Local
Bartlett Pineapples	per pound					0.99-1.49	44	1.23	
Plums	per pound	2.69	7	2.69					
Strawberries	1 lb package	2.50-4.98	26	3.32		2.99-6.49	30	5.54	
Tangerines	3 lb bag	5.49	11	5.49		4.99	3	4.99	
FRUITS - ORGANIC									
Apples Gala	2 lb bag	2.98	3	2.98					
Apples Honeycrisp	per pound	2.99	11	2.99					
Apples Pink Lady/Cripps Pink	per pound					1.99	3	1.99	
Bananas	per pound					1.59	21	1.59	
Grapes Black Seedless	per pound	2.49	11	2.49					
Grapes Red Seedless	per pound	2.49-2.88	14	2.57					
Grapes White Seedless Type	per pound	2.49-2.88	14	2.57		1.99	3	1.99	
Pears Bartlett	per pound					1.69	3	1.69	
Strawberries	1 lb package	3.50	11	3.50					
ONIONS AND POTATOES									
Onions, Dry Red	per pound	1.28	3	1.28					
Onions, Dry White	per pound	1.28	3	1.28					
Onions, Dry Yellow	per pound	0.69-0.89	33	0.85					
Potatoes Russet	per pound	0.89	26	0.89					
Potatoes Russet	5 lb bag	2.50	11	2.50		3.88	3	3.88	
ONIONS AND POTATOES - ORGANIC									
Onions, Dry Yellow Marked Sweet	per pound					0.99	3	0.99	
VEGETABLES									
Asparagus Green	per pound	4.49-4.99	3	4.66					
Beans Round Green Type	per pound	1.69	2	1.69					
Broccoli	per pound					1.79	23	1.79	
Broccoli Crown Cut	per pound					1.79-1.98	7	1.87	

Wtd Avg - Simple weighted average



Commodity Variety	Unit	ALASKA U.S.				HAWAII U.S.			
		Price Range	Stores with Ads	Wtd Avg Price	% Marked Local	Price Range	Stores with Ads	Wtd Avg Price	% Marked Local
Brussels Sprouts	per pound	2.49	11	2.49					
Carrots Baby Peeled	1 lb bag	0.69-1.50	13	1.38					
Celery	per pound				1.79	23	1.79		
Corn-Sweet	each	0.33-1.00	13	0.90	0.50-0.99	24	0.93		
Cucumbers	each	0.50	3	0.50					
Cucumbers	per pound				1.49	6	1.49		
Lettuce, Romaine	per pound				1.59-2.59	27	2.44		
Lettuce, Romaine Hearts	3 count package	2.99	3	2.99					
Mushrooms White	8 oz package	1.98	3	1.98					
Peppers, Bell Type Green	per pound				2.49	21	2.49		
Peppers, Bell Type Orange	each	1.50	7	1.50					
Peppers, Bell Type Red	per pound				4.99	6	4.99		
Peppers, Bell Type Red	each	1.50	33	1.50					
Peppers, Bell Type Yellow	each	1.50	33	1.50					
Peppers, Other Mixed Mini Sweet Types	1 lb package	3.98	3	3.98					
Spinach	per bunch				2.50	23	2.50		
Squash Butternut	per pound	1.18	3	1.18					
Squash Spaghetti	per pound	1.18	3	1.18					
Squash Yellow Crookneck/Straightneck	per pound	1.79	26	1.79					
Squash Zucchini	per pound	1.79	26	1.79					
Tomatoes Vine Ripes- Greenhouse	per pound	1.99	7	1.99					
Tomatoes, Grape Type	10 oz package	1.67	3	1.67					
Tomatoes, Plum Type Roma	per pound	0.79-1.29	13	1.21	1.99	21	1.99		
VEGETABLES - ORGANIC									
Broccoli	per pound				3.59	21	3.59		
Broccoli Baby Hybrid Type	per bunch				2.99	3	2.99		
Beets	per bunch	2.48	3	2.48					
Cabbage Red Type	per pound	1.38	3	1.38					
Cabbage Round Green Type	per pound	1.38	3	1.38					
Carrots Baby Peeled	1 lb bag				3.49	21	3.49		

Wtd Avg - Simple weighted average



Commodity Variety	Unit	ALASKA U.S.				HAWAII U.S.			
		Price Range	Stores with Ads	Wtd Avg Price	% Marked Local	Price Range	Stores with Ads	Wtd Avg Price	% Marked Local
Cauliflower	each					2.99	3	2.99	
Salad Mixed Types	5 - 9 oz package	2.99-3.59	13	3.50		4.99	21	4.99	
Squash Zucchini	per pound					2.49	3	2.49	
Tomatoes Vine Ripe - Heirloom Varieties	per pound					3.99	3	3.99	
Tomatoes, Grape Type	10 oz package	3.00	11	3.00		3.50	23	3.50	

REGIONAL DEFINITIONS

As used in this report, regions include the following states:

NORTHEAST U.S.	Connecticut, Delaware, Massachusetts, Maryland, Maine, New Hampshire, New jersey, New York, Pennsylvania, Rhode Island and Vermont
SOUTHEAST U.S.	Alabama, Florida, Georgia, Mississippi, North Carolina, South Carolina, Tennessee, Virginia and West Virginia
MIDWEST U.S.	Iowa, Illinois, Indiana, Kentucky, Michigan, Minnesota, North Dakota, Nebraska, Ohio, South Dakota and Wisconsin
SOUTH CENTRAL U.S.	Arkansas, Colorado, Kansas, Louisiana, Missouri, New Mexico, Oklahoma, and Texas
SOUTHWEST U.S.	Arizona, California, Nevada and Utah
NORTHWEST U.S.	Idaho, Montana, Oregon, Washington, and Wyoming
ALASKA U.S.	Alaska
HAWAII U.S.	Hawaii