



Specialty Crops Market News Division

Agricultural
Marketing
Service

National Retail Report - Specialty Crops

Websites: www.marketnews.usda.gov/mnp/fv-home and <http://www.ams.usda.gov/mnreports/fvwretail.pdf>
and http://www.ams.usda.gov/mnreports/wa_lo100.txt

Volume XV - Number 29

Issued Weekly

Friday, July 23, 2021

Advertised Prices for Specialty Crops at Major Retail Supermarket Outlets ending during the period of 07/17 to 07/29^{1,2}

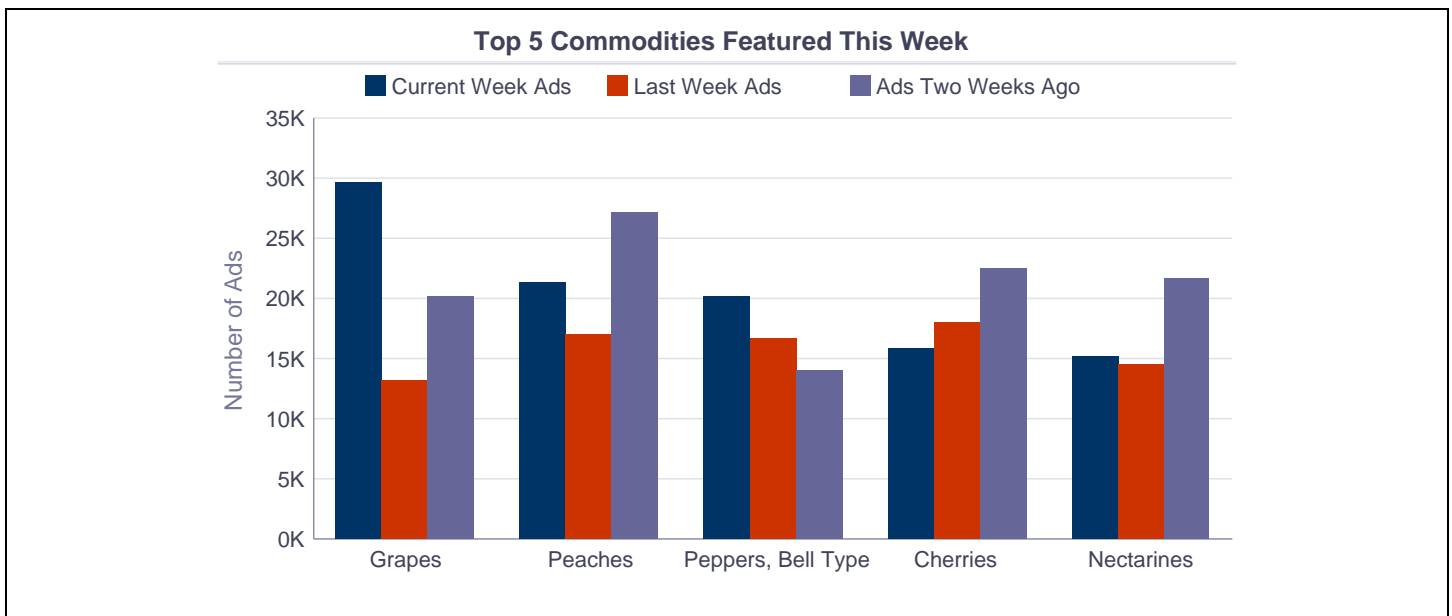
Locally Grown Savings

Locally grown produce from every corner of the country appeared in ads this week. Maine broccoli, Connecticut corn, Arkansas green peppers, Nebraska kale, Minnesota corn, Colorado zucchini, Kansas potatoes, Arizona honeydews, and Oregon green onions were just a few of the abundant options for bringing home peak-of-summer flavor. Pluots added to the array of stone fruits offered to shoppers. School supplies, though not yet a major focus, were featured by several retailers.

Total ad numbers this week were 348,792, a 2% increase from last weeks 341,688. Ad numbers this week were 11% higher than for the same week last year, when many retailers withheld weekly specials due to the Covid-19 pandemic. The total number of ads broken out by commodity groups: fruit 194,091 (56% of all ads), onions and potatoes 17,236 (5%), vegetables 132,728 (38%), herbs 1,469, ornamentals 2,297, and hemp 971. The number of ads for organic produce was 49,395, 14% of total ads.

The following are the prices of major advertised items (3,000 plus stores) this week, compared to the same week last year. Significant increases in price for fruit this week included plums at 48%, limes at 44%, apple juice at 21%, yellow nectarines at 18%, yellow peaches at 15%, blueberries (1 pint at 13%, 18 oz at 11%, organic at 6oz 10%), cantaloupes at 11%, and black grapes at 11%. Significant decreases included organic raspberries at 13% and seedless watermelons at 10%. Significant changes in price for onions and potatoes this week included only an 11% increase for Russet potatoes. Significant increases in vegetable prices this week included cucumbers at 20% and packaged salad (5-9 oz at 17%, 10-12 oz at 16%). Significant decreases included on-the-vine tomatoes at 17% and green bell peppers at 11%.

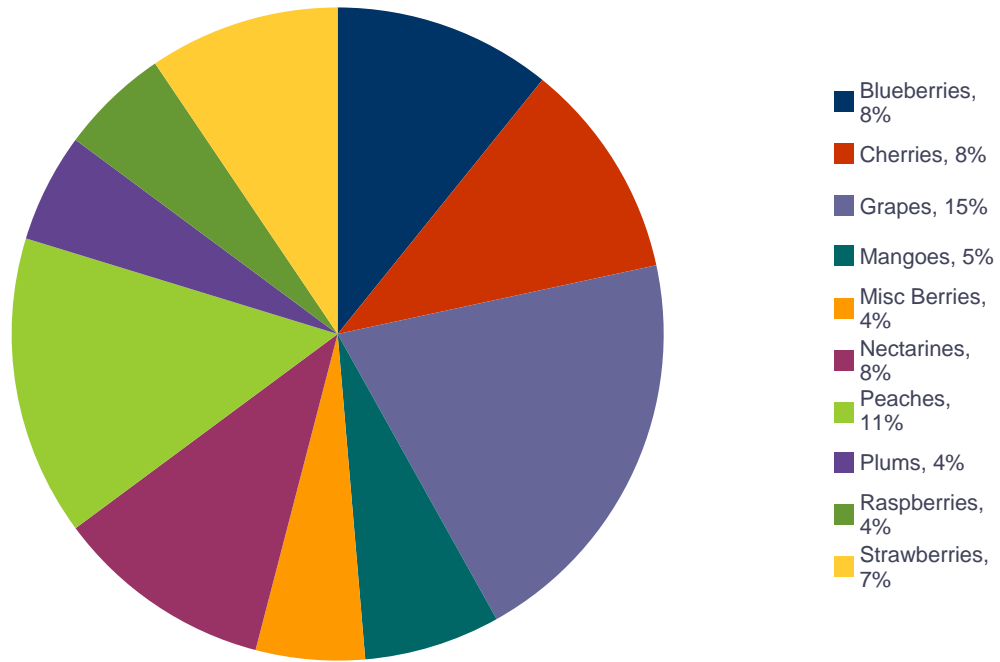
For more detailed information on organic and locally grown produce visit the National Retail--Local and Organic Report at: http://www.ams.usda.gov/mnreports/wa_lo100.txt



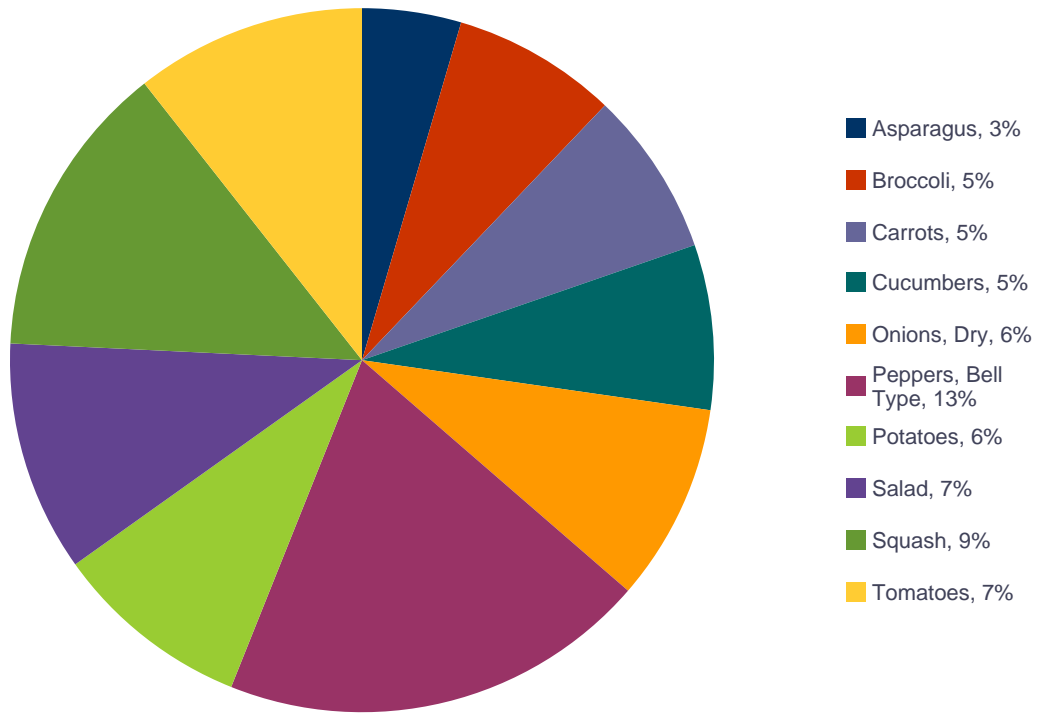
1 - Specialty Crops Market News surveys over 400 retailers, comprising over 30,300 individual stores, with online weekly advertised features.

2 - Date range reflects one week of data collection ending on the report date and encompasses ad pricing good from the Saturday before the report release date through the following Friday.

Top 10 Fruits as Percentage of Total Fruit Ads



Top 10 Vegetables as Percentage of Total Vegetable Ads Including Onions and Potatoes





NATIONAL SUMMARY

(not including AK & HI)

FRUITS								
Commodity	Variety	Unit	THIS WEEK		LAST WEEK		LAST YEAR	
			Stores With Ads	Wtd Avg Price	Stores With Ads	Wtd Avg Price	Stores With Ads	Wtd Avg Price
Apples	Braeburn	3 lb bag	15	2.99				
Apples	Fuji	per pound	1,642	1.61	922	1.30	926	1.54
Apples	Fuji	3 lb bag	93	3.31	124	4.00	60	2.98
Apples	Gala	per pound	522	1.72	906	1.63	1,485	1.29
Apples	Gala	3 lb bag	80	3.81	1,643	3.34	527	4.42
Apples	Gala	5 lb bag	41	4.97				
Apples	Golden Delicious	per pound	4	1.78	14	1.22	316	1.22
Apples	Granny Smith	per pound	160	1.03	305	1.94	957	1.41
Apples	Granny Smith	3 lb bag	58	3.74	139	3.89	269	4.91
Apples	Honeycrisp	per pound	535	2.37	456	1.82	1,460	2.48
Apples	Honeycrisp	3 lb bag	15	2.99				
Apples	Jonathan	3 lb bag	15	2.99				
Apples	Mcintosh	3 lb bag	52	3.00			11	2.99
Apples	Pink Lady/Cripps Pink	per pound	843	1.32	611	1.25	419	1.29
Apples	Pink Lady/Cripps Pink	3 lb bag	37	3.58	715	3.81	56	2.49
Apples	Red Delicious	per pound	241	1.12	544	1.49	693	1.28
Apples	Red Delicious	3 lb bag	67	3.00	468	3.96	282	4.77
Apples	Red Delicious	5 lb bag	41	4.97				
Apples, Processed	Juice	64 oz (1/2 gallon)	3,670	2.03	3,582	1.93	3,756	1.68
Apples, Processed	Juice	128 oz (1 gallon)	461	4.70				
Apples, Processed	Juice Marked Cider	64 oz (1/2 gallon)	25	1.50	578	1.88	59	1.30
Apricots		per pound	1,338	3.07	763	3.04	866	2.59
Avocados	Hass	each	5,714	1.18	7,053	1.20	9,825	1.12
Avocados	Various Greenskin Varieties	each	43	2.50	170	1.47	302	0.70
Bananas		per pound	759	0.51	983	0.46	713	0.38
Blueberries		6 oz package	1,336	2.84	964	2.81	1,098	2.15
Blueberries		1 pint package	4,346	2.43	4,000	2.52	7,018	2.16
Blueberries		18 oz package	4,257	3.88	4,281	3.64	2,976	3.51
Cantaloups		each	5,028	2.77	6,481	2.60	4,925	2.50
Cantaloups		per pound	767	0.41	528	0.39	453	0.58
Cherries	Rainier	per pound	693	5.79	1,774	4.55	24	5.07

Wtd Avg - Simple weighted average



Cherries	Red Varieties	per pound	14,655	3.20	14,914	3.01	8,433	3.37
Clementines		3 lb bag	1,097	4.61	3,037	4.24	2,314	4.93
Clementines		2 lb bag	464	4.55	217	2.73	467	4.66
Fruit, Other	Cactus Pears	per pound	10	0.50	6	0.50	5	0.79
Fruit, Other	Cactus Pears	each	61	0.18	7	0.50	71	0.35
Grapefruit	Red	each	59	0.95	6	1.50	403	1.02
Grapes	Black Seedless	per pound	4,385	2.07	982	2.16	4,259	1.86
Grapes	Red Globe	per pound	568	2.42	59	2.48	181	1.85
Grapes	Red Seedless	per pound	10,702	2.02	4,771	2.13	9,670	1.95
Grapes	White Seedless Type	per pound	8,599	2.16	3,908	2.34	7,566	2.09
Honeydews		each	1,687	4.54	1,905	3.91	1,299	3.38
Honeydews		per pound	125	1.06			262	0.83
Kiwifruit	Hayward	each	464	0.40	538	0.40	1,392	0.34
Kiwifruit	Hayward	1 lb bag	33	3.37				
Lemons		each	1,037	0.59	804	0.64	952	0.51
Lemons		2 lb bag	91	3.68	1,954	1.81	346	3.18
Limes		each	3,072	0.36	1,623	0.33	1,639	0.25
Limes		per pound	283	0.64	247	0.67	218	0.52
Mangoes		each	8,474	0.88	8,201	0.90	10,546	0.81
Misc Berries	Blackberries	5.6 - 6 oz package	6,420	2.66	5,619	2.78	5,672	2.85
Nectarines	Various White Flesh Varieties	per pound	2,951	2.11	3,278	1.79	3,465	1.91
Nectarines	Various Yellow Flesh Varieties	per pound	10,403	1.86	8,055	1.89	9,597	1.58
Oranges	Navel	each	1,450	0.85	543	1.02	2,493	0.72
Oranges	Navel	per pound	92	1.01	74	0.75	390	1.49
Oranges	Navel	3 lb bag	532	4.12	1,011	4.06	1,494	4.55
Oranges	Navel	4 lb bag	76	4.91	31	4.80	75	4.53
Oranges	Navel	8 lb bag	16	6.99				
Oranges	Valencia	per pound	34	0.54	67	0.84	47	0.50
Oranges	Valencia	4 lb bag	7	4.99			25	3.95
Papaya	Maradol/Tainung Types	per pound	332	0.82	640	0.93	412	0.92
Papaya	Solo Type	per pound	5	2.99	46	0.79	77	2.19
Papaya	Solo Type	each	18	0.98	18	0.68		
Peaches	Various White Flesh Varieties	per pound	4,847	1.95	3,374	1.95	4,023	1.97
Peaches	Various Yellow Flesh Varieties	per pound	14,319	1.66	11,226	1.67	12,597	1.44
Pears	Bartlett	per pound	1,089	1.62	1,533	1.67	990	1.44
Pears	Bosc	per pound	96	0.69			7	1.99
Pineapples		each	2,488	2.74	2,550	2.55	2,112	2.81
Pineapples		per pound	177	0.72	432	0.81	105	0.70



Plums		per pound	3,827	2.22	4,643	1.83	7,289	1.50
Plums	Interspecific Type	per pound	3,027	1.93	3,071	2.26	3,318	1.97
Pomegranates		each	7	1.50	15	1.99	9	2.99
Raspberries	Red	6 oz package	2,632	3.20	5,627	2.81	5,651	2.75
Strawberries		1 lb package	10,591	2.64	6,742	2.77	8,707	2.48
Strawberries		2 lb package	768	5.03	1,349	5.25	1,179	4.98
Tangelos		per pound	331	0.78	5	1.19	25	1.13
Tangerines		per pound	250	2.47	274	2.27	75	1.47
Tangerines		3 lb bag	645	4.61	4,008	4.02	2,236	4.52
Tangerines		2 lb bag	437	4.10	116	2.99	143	3.18
Watermelons	Red Flesh Seeded Type	each	73	4.44	646	4.19	241	5.18
Watermelons	Red Flesh Seeded Type	per pound	77	0.43			55	0.66
Watermelons	Red Flesh Seedless Miniature	each	707	2.15	1,565	2.72	945	3.13
Watermelons	Red Flesh Seedless Type	each	4,415	4.34	7,954	3.96	3,386	4.84
Watermelons	Red Flesh Seedless Type	per pound	622	0.45	695	0.38	704	0.45
ORGANIC								
Apples	Fuji	per pound	1,144	1.99	10	1.49		
Apples	Fuji	3 lb bag	36	3.99				
Apples	Fuji	2 lb bag	19	3.36	36	3.99	7	2.99
Apples	Gala	per pound	87	1.42	598	1.95	398	2.00
Apples	Gala	3 lb bag	51	3.70				
Apples	Gala	2 lb bag	277	3.90	1,434	3.99	454	3.61
Apples	Granny Smith	per pound	52	1.99				
Apples	Pink Lady/Cripps Pink	per pound	30	1.99	107	1.99	631	1.86
Apples, Processed	Juice	64 oz (1/2 gallon)	22	2.50	594	2.41	22	2.55
Avocados	Hass	each	832	2.12	1,825	1.76	2,225	1.67
Bananas		per pound	530	0.76	596	0.80	985	0.74
Blueberries		6 oz package	4,303	3.17	2,244	3.12	2,936	2.88
Blueberries		1 pint package	515	3.81	1,139	4.19	481	3.44
Blueberries		18 oz package	175	6.54	1,721	4.82	1,470	5.55
Cantaloups		each	298	2.81	1,221	3.80	520	2.64
Cantaloups		per pound	53	0.99	12	0.99	122	1.30
Cherries	Red Varieties	per pound	385	3.73	1,009	5.65	79	3.99
Grapes	Black Seedless	per pound	341	2.65	244	3.94	208	2.54
Grapes	Red Seedless	per pound	2,583	3.09	1,616	3.18	1,633	2.84
Grapes	White Seedless Type	per pound	2,294	3.17	1,473	3.21	1,543	2.84
Honeydews		per pound	256	1.16			299	1.33
Kiwifruit	Hayward	1 lb bag	255	3.99	300	3.99	154	3.49



Lemons		2 lb bag	19	6.99				
Mangoes		each	1,635	1.41	1,234	1.70	1,860	1.52
Misc Berries	Blackberries	5.6 - 6 oz package	1,614	3.53	2,653	3.30	612	3.92
Nectarines	Various White Flesh Varieties	per pound	310	3.02	906	2.96	5	2.99
Nectarines	Various Yellow Flesh Varieties	per pound	1,407	2.88	2,031	2.77	368	3.07
Oranges	Valencia	each	220	0.99	220	0.99		
Oranges	Valencia	per pound	22	0.99	23	1.01	6	1.48
Oranges	Valencia	4 lb bag	8	6.99	53	4.44	45	4.99
Peaches	Various White Flesh Varieties	per pound	527	2.78	487	2.93	104	2.03
Peaches	Various Yellow Flesh Varieties	per pound	1,538	2.91	1,651	2.74	546	2.88
Pears	Bartlett	per pound	37	1.49	62	1.50		
Pears	Bosc	per pound	6	1.98				
Pears	D'Anjou	per pound	43	1.99	6	1.48		
Pineapples		per pound	13	1.29	20	1.69	13	0.99
Plums		per pound	299	2.83	170	2.31	333	2.56
Plums	Interspecific Type	per pound	23	1.99			177	2.94
Raspberries	Red	6 oz package	5,173	3.17	3,466	3.46	2,379	3.66
Strawberries		1 lb package	2,598	4.07	6,125	3.65	4,573	3.25
Strawberries		2 lb package	43	5.99	882	5.55	46	5.99
Tangerines		2 lb bag	11	5.49	19	4.99		
Watermelons	Red Flesh Seedless Miniature	each	628	4.00	179	3.96	1,058	4.72
Watermelons	Red Flesh Seedless Type	per pound	32	0.66	11	0.79	30	0.87

ONIONS AND POTATOES

Commodity	Variety	Unit	THIS WEEK		LAST WEEK		LAST YEAR	
			Stores With Ads	Wtd Avg Price	Stores With Ads	Wtd Avg Price	Stores With Ads	Wtd Avg Price
Onions, Dry	Red	per pound	921	0.99	974	1.26	1,677	1.21
Onions, Dry	White	per pound	496	0.83	622	0.73	561	0.56
Onions, Dry	White	3 lb bag	34	1.00	5	1.99		
Onions, Dry	Yellow	per pound	226	0.72	206	0.94	141	0.67
Onions, Dry	Yellow	2 lb bag	128	1.82	367	1.89	80	1.24
Onions, Dry	Yellow	3 lb bag	2,036	2.22	1,770	2.06	2,470	1.99
Onions, Dry	Yellow	5 lb bag	64	3.99			198	4.05
Onions, Dry	Yellow Marked Sweet	per pound	3,003	1.02	2,389	1.11	2,657	1.06
Onions, Dry	Yellow Marked Sweet	2 lb bag	248	2.47	31	2.25	86	2.99
Onions, Dry	Yellow Marked Sweet	3 lb bag	505	2.82	326	2.92	611	2.81
Onions, Dry	Yellow Marked Sweet	5 lb bag	531	3.96	1,695	3.53	9	3.99

Wtd Avg - Simple weighted average



Potatoes	Round Red	per pound	395	0.80	322	0.92	211	0.96
Potatoes	Round Red	3 lb bag	152	3.02	19	3.49	122	2.82
Potatoes	Round Red	5 lb bag	401	3.79	1,169	3.19	831	3.52
Potatoes	Round White	per pound	149	0.67	79	0.76	55	0.89
Potatoes	Round White	5 lb bag	74	2.13	160	2.57	363	3.20
Potatoes	Russet	per pound	1,257	0.90	801	0.90	1,212	0.95
Potatoes	Russet	3 lb bag	63	2.89	216	1.88	121	1.41
Potatoes	Russet	5 lb bag	3,121	2.92	2,430	2.80	1,306	2.62
Potatoes	Russet	10 lb bag	553	3.66	705	3.23	479	3.45
Potatoes	Russet	8 lb bag	1,094	3.78	365	2.98	150	2.97
Potatoes	Yellow Type	per pound	124	1.08	41	0.62	47	0.92
Potatoes	Yellow Type	3 lb bag	261	5.81	261	5.81	71	2.48

ORGANIC

Onions, Dry	Red	per pound	62	1.43	296	1.85	211	1.78
Onions, Dry	Red	2 lb bag	95	2.46				
Onions, Dry	White	2 lb bag	45	2.99				
Onions, Dry	Yellow	2 lb bag	45	2.99	24	2.99	1	2.69
Onions, Dry	Yellow	3 lb bag	298	4.85			59	4.11
Onions, Dry	Yellow Marked Sweet	per pound	11	1.49	36	1.38	30	1.49
Potatoes	Round Red	3 lb bag	267	4.90	708	4.22	598	3.99
Potatoes	Russet	3 lb bag	267	4.90	255	4.99		
Potatoes	Yellow Type	3 lb bag	267	4.90	711	4.22	598	3.99

VEGETABLES

Commodity	Variety	Unit	THIS WEEK		LAST WEEK		LAST YEAR	
			Stores With Ads	Wtd Avg Price	Stores With Ads	Wtd Avg Price	Stores With Ads	Wtd Avg Price
Artichokes		each	327	2.46	344	2.30	636	1.72
Asparagus	Green	per pound	4,423	2.73	4,485	2.69	2,095	2.94
Beans	Round Green Type	per pound	2,568	1.60	2,638	1.76	2,264	1.15
Beets		per bunch	103	1.99	33	2.46	35	2.22
Beets		per pound	242	0.62	33	0.55	462	0.66
Bok Choy		per pound	14	1.07	57	1.03	9	0.76
Broccoli		per pound	643	1.67	477	1.18	109	1.61
Broccoli		per bunch	1,620	2.42	1,766	2.43	388	1.89
Broccoli	Baby Hybrid Type	per bunch	52	1.50				
Broccoli	Crown Cut	per pound	3,658	1.61	2,332	1.55	3,019	1.48
Brussels Sprouts		per pound	1,157	2.52	1,446	2.41	402	3.19

Wtd Avg - Simple weighted average



Brussels Sprouts		2 lb bag	957	3.79			79	6.99
Cabbage	Red Type	per pound	6	0.49	9	0.49	19	0.41
Cabbage	Round Green Type	per pound	1,708	0.58	2,410	0.61	1,636	0.68
Carrots		per pound	146	0.71	132	0.49	140	0.49
Carrots		1 lb bag	44	0.83	61	0.70	85	0.98
Carrots		2 lb bag	293	1.06	450	1.41	649	1.26
Carrots		per bunch	48	2.00	23	2.54	7	2.50
Carrots	Baby Peeled	1 lb bag	3,552	1.26	2,351	1.27	2,769	1.18
Carrots	Baby Peeled	2 lb bag	1,010	2.47	533	2.37	1,346	2.54
Cauliflower		each	1,674	2.71	1,828	2.72	517	2.29
Cauliflower		per pound	435	1.73	807	1.10	896	1.12
Celery		each	928	1.43	1,113	1.46	479	1.53
Celery		per pound	50	1.18			58	1.34
Celery	Hearts	each	922	2.47	499	2.54	380	2.83
Chinese Cabbage		per pound	14	1.07	11	0.58	9	0.76
Cilantro		per bunch	1,221	0.56	785	0.71	968	0.49
Corn-Sweet		each	3,685	0.40	2,946	0.43	3,309	0.40
Cucumbers		each	4,397	0.78	5,032	0.63	3,496	0.65
Cucumbers	Long Seedless-Greenhouse	each	3,061	1.59	2,831	1.31	3,101	1.46
Cucumbers	Long Seedless-Greenhouse	per pound	80	0.68				
Eggplant		per pound	1,405	1.16	1,111	1.34	1,344	1.31
Eggplant		each	11	1.97	114	1.10		
Garlic		per pound	10	3.79	3	1.99	30	3.97
Garlic		per sleeve	377	1.55	173	1.44	472	1.65
Greens	Collard	per bunch	57	0.99	258	2.00	116	0.92
Greens	Collard	per pound	252	0.92	312	1.40	96	1.22
Greens	Collard	1 lb bag	6	2.50	461	2.50	22	3.00
Greens	Kale	per bunch	358	1.38	278	1.45	407	1.25
Greens	Kale	per pound	507	1.20	57	0.99	135	1.29
Greens	Kale	1 lb bag	6	2.50			33	3.33
Greens	Mustard	per pound	186	0.89			91	1.27
Greens	Mustard	1 lb bag	6	2.50				
Greens	Swiss Chard	per bunch	6	2.50	80	1.99	11	2.98
Greens	Swiss Chard	per pound	9	0.99				
Greens	Turnip Tops	per pound	186	0.89			91	1.27
Lettuce, Iceberg		each	2,114	1.22	1,312	1.12	2,510	1.15
Lettuce, Other	Boston	each	83	1.55			180	2.92
Lettuce, Other	Green Leaf	each	556	1.32	476	1.34	1,177	1.33
Lettuce, Other	Green Leaf	per pound	1,142	1.54	703	1.71	386	1.45



Lettuce, Other	Red Leaf	each	509	1.30	410	1.33	1,166	1.34
Lettuce, Other	Red Leaf	per pound	1,142	1.54	703	1.71	386	1.45
Lettuce, Romaine		each	504	1.22	770	1.30	901	1.29
Lettuce, Romaine		per pound	536	1.44	503	1.70	550	1.29
Lettuce, Romaine	Hearts	3 count package	2,111	3.00	1,924	2.91	1,149	2.80
Mushrooms	Portobella	8 oz package	107	2.14	227	2.58	923	2.22
Mushrooms	Portobella	6 oz package	38	3.18	175	2.91	57	2.93
Mushrooms	White	per pound	242	2.49	257	2.52	268	2.57
Mushrooms	White	8 oz package	1,592	1.88	2,272	1.86	873	1.65
Onions Green		per bunch	1,090	0.62	2,780	0.64	1,325	0.52
Peppers, Bell Type	Green	per pound	599	1.45	581	1.59	614	1.58
Peppers, Bell Type	Green	each	4,308	0.77	1,840	0.75	2,492	0.87
Peppers, Bell Type	Orange	per pound	1,190	3.46	449	2.51		
Peppers, Bell Type	Orange	each	2,682	1.28	3,092	1.18	1,331	1.35
Peppers, Bell Type	Orange-Greenhouse	per pound	79	2.99				
Peppers, Bell Type	Orange-Greenhouse	each	496	1.67	595	1.42	500	1.67
Peppers, Bell Type	Red	per pound	1,333	3.31	966	2.46	953	2.61
Peppers, Bell Type	Red	each	3,646	1.19	3,586	1.14	2,148	1.23
Peppers, Bell Type	Red-Greenhouse	per pound	79	2.99	8	1.99		
Peppers, Bell Type	Red-Greenhouse	each	496	1.67	610	1.42	500	1.67
Peppers, Bell Type	Yellow	per pound	1,190	3.46	449	2.51	19	1.99
Peppers, Bell Type	Yellow	each	2,782	1.28	3,167	1.17	1,361	1.35
Peppers, Bell Type	Yellow-Greenhouse	per pound	79	2.99				
Peppers, Bell Type	Yellow-Greenhouse	each	496	1.67	595	1.42	500	1.67
Peppers, Other	Jalapeno	per pound	272	0.88	471	0.82	952	1.31
Peppers, Other	Mixed Mini Sweet Types	1 lb package	294	3.75	493	2.86	56	2.96
Peppers, Other	Serrano	per pound	257	0.84	98	0.88	344	0.97
Radishes		per bunch	470	1.00	1,505	0.72	580	0.90
Radishes		1 lb bag	22	1.56	19	1.04	224	1.63
Salad	Mixed Types	1 lb bag	15	4.99			4	4.99
Salad	Mixed Types	10 - 12 oz package	4,860	2.49	1,815	2.56	3,082	2.15
Salad	Mixed Types	5 - 9 oz package	4,944	2.51	3,648	2.44	3,589	2.15
Spinach		per bunch	71	1.05	272	1.72	18	1.36
Spinach	Flat, Baby Type	10 oz package	211	3.05			468	1.49
Spinach	Flat, Baby Type	1 lb package	30	2.85			28	2.99
Spinach	Flat, Baby Type	8 oz package	959	1.12	136	1.95	480	2.17
Spinach	Flat, Baby Type	9 oz package	28	2.50				
Spinach	Flat, Baby Type	5 - 6 oz package	447	2.20	1,583	2.41	52	2.50



Squash	Acorn	per pound	21	0.99				
Squash	Butternut	per pound	21	0.99	58	0.80	20	0.63
Squash	Grey	per pound	430	0.78	104	0.72	135	0.84
Squash	Spaghetti	per pound	21	0.99				
Squash	Yellow Crookneck/Straightneck	per pound	6,287	1.23	6,152	1.19	5,276	1.24
Squash	Zucchini	per pound	7,196	1.24	8,134	1.16	6,512	1.25
Sweet Potatoes		per pound	1,127	1.00	675	1.06	1,008	1.00
Tomatillos		per pound	473	0.57	769	0.80	513	0.66
Tomatoes		per pound	1,930	1.71	2,218	1.71	1,517	1.69
Tomatoes	Vine Ripe - Heirloom Varieties	per pound	209	4.10	81	2.61	72	4.34
Tomatoes	Vine Ripes	per pound	1,544	1.50	596	1.61	678	1.76
Tomatoes	Vine Ripes, On The Vine-Greenhouse	per pound	5,938	1.54	5,441	1.55	1,105	1.85
Tomatoes	Vine Ripes-Greenhouse	per pound	439	1.78	87	2.13	81	2.22
Tomatoes, Cherry		1 pint package	146	2.00	18	3.00	56	3.20
Tomatoes, Grape Type		1 pint package	2,790	2.30	1,201	2.33	983	2.35
Tomatoes, Grape Type		10 oz package	850	2.56	962	2.99	475	2.50
Tomatoes, Plum Type	Roma	per pound	1,181	1.05	535	1.17	2,382	1.09
Vegetables Other	Cactus Leaf (Nopales)	per pound	15	0.66	39	0.53		
ORGANIC								
Asparagus	Green	per pound	723	4.52	451	2.80	3	5.98
Beets		per bunch	74	2.15	298	2.81	150	2.05
Broccoli		per pound	412	1.86	34	1.86	289	2.15
Broccoli		per bunch	706	2.41	680	3.08	150	3.29
Broccoli	Crown Cut	per pound	8	2.99	8	2.99		
Cabbage	Round Green Type	per pound	255	1.29	43	0.99	8	1.29
Carrots		2 lb bag	171	1.86				
Carrots		per bunch	90	2.52	193	2.28	60	2.22
Carrots	Baby Peeled	1 lb bag	1,640	1.37	438	2.28	840	2.04
Cauliflower		each	235	3.13	669	4.45	244	3.66
Cauliflower		per pound	763	1.83	203	3.68	277	1.97
Celery		each	317	1.87	685	2.22	561	1.75
Celery	Hearts	each	833	3.44	176	2.52	56	3.05
Cilantro		per bunch	248	1.50	475	1.74	130	1.25
Cucumbers		each	136	1.51	178	1.01	1,258	0.97
Cucumbers	Long Seedless-Greenhouse	each	221	1.44	157	2.76	310	2.91
Greens	Kale	per bunch	182	2.31	227	2.52	699	1.47
Greens	Swiss Chard	per bunch	16	1.67	25	2.83	40	1.78
Greens	Swiss Chard	per pound	6	1.98				

Wtd Avg - Simple weighted average



Lettuce, Iceberg		each	1,141	2.00	33	2.63		
Lettuce, Other	Green Leaf	each	178	1.48	202	1.52	21	1.88
Lettuce, Other	Red Leaf	each	178	1.48	220	1.51	21	1.88
Lettuce, Romaine		each	18	1.99	260	2.49		
Lettuce, Romaine	Hearts	3 count package	1,508	3.26	1,352	3.26	606	3.16
Mushrooms	Portobella	8 oz package	1,135	3.00				
Mushrooms	Portobella	6 oz package	151	4.23	5	3.49	128	3.61
Mushrooms	White	8 oz package	711	3.01	2,716	2.46	327	2.16
Onions Green		per bunch	36	0.98	26	0.99	24	1.00
Peppers, Bell Type	Green	per pound	8	2.99			24	2.49
Peppers, Bell Type	Green	each	242	1.49	255	1.46		
Peppers, Bell Type	Orange	each	116	1.67	99	1.67		
Peppers, Bell Type	Red	per pound	16	1.30			70	3.99
Peppers, Bell Type	Red	each	131	1.59	99	1.67		
Peppers, Bell Type	Yellow	each	116	1.67	99	1.67		
Peppers, Other	Jalapeno	per pound	130	2.99	130	2.99		
Peppers, Other	Mixed Mini Sweet Types	1 lb package	89	4.38	121	3.49		
Radishes		per bunch	38	2.10	53	2.06		
Salad	Mixed Types	1 lb bag	382	4.81	78	5.00	2,073	5.08
Salad	Mixed Types	10 - 12 oz package	62	4.52	67	6.19	89	3.99
Salad	Mixed Types	5 - 9 oz package	1,065	3.22	2,092	2.85	733	3.47
Spinach		per bunch	200	1.48	4	0.99	26	1.99
Spinach	Flat, Baby Type	10 oz package	8	5.49			9	3.99
Spinach	Flat, Baby Type	5 - 6 oz package	117	2.80	115	3.11	416	2.98
Squash	Yellow Crookneck/Straightneck	per pound	4	0.99	399	2.57	450	1.76
Squash	Zucchini	per pound	19	0.99	593	2.25	457	1.78
Sweet Potatoes		per pound	281	1.38	288	1.40	52	2.06
Tomatoes		per pound	524	2.60	770	2.55		
Tomatoes	Vine Ripe - Heirloom Varieties	per pound	59	4.49	307	3.99	505	4.09
Tomatoes	Vine Ripes, On The Vine-Greenhouse	per pound	187	3.04	643	2.73		
Tomatoes, Cherry		1 pint package	46	3.56	24	4.99	168	3.16
Tomatoes, Grape Type		1 pint package	485	2.99	673	3.02	923	3.17
Tomatoes, Grape Type		10 oz package	195	2.69	3,364	2.95	237	2.74

OTHER SPECIALTY CROPS ITEMS

Commodity	Variety	Unit	THIS WEEK		LAST WEEK		LAST YEAR	
			Stores With Ads	Wtd Avg Price	Stores With Ads	Wtd Avg Price	Stores With Ads	Wtd Avg Price

Wtd Avg - Simple weighted average



Hemp (Seeds) Oil		4 oz	53	6.99				
Hemp Protein		16 oz package	101	16.52	82	14.93	121	14.99
Hemp Seeds-Shelled		7 oz package	70	10.29	70	10.29	70	13.79
Hemp Seeds-Shelled		8 oz package	154	9.93	135	10.31	40	9.99
Hemp Seeds-Shelled		16 oz package	70	17.49				
ORGANIC								
Hemp (Seeds) Oil		4 oz	31	8.99	12	8.99	104	8.99
Hemp Protein		16 oz package	53	14.99	309	17.62	104	19.99
Hemp Seeds-Shelled		4 oz package	70	4.99	70	4.99	174	4.99
Hemp Seeds-Shelled		7 oz package	84	10.94	53	11.49		
Hemp Seeds-Shelled		8 oz package	153	10.28	162	10.89	53	11.93
Hemp Seeds-Shelled		12 oz package	101	13.30	70	12.99	121	16.46
Hemp Seeds-Shelled		16 oz package	31	14.99				
SEASONAL ITEMS								
Commodity	Variety	Unit	THIS WEEK		LAST WEEK		LAST YEAR	
			Stores With Ads	Wtd Avg Price	Stores With Ads	Wtd Avg Price	Stores With Ads	Wtd Avg Price
Chayote		each	53	0.56	58	0.64	48	1.01
Gladiola		bunched 5s	13	3.99	161	4.91	62	4.38
Potted Plants	Chrysanthemum	6 inch pot	13	8.99	80	9.99	16	10.00
Rose, Hybrid Tea		bunched 12s	2,260	7.58	491	9.75	2,843	6.57



REGIONAL DETAILS

Commodity Variety	Unit	NORTHEAST U.S.				SOUTHEAST U.S.				MIDWEST U.S.			
		Price Range	Stores with Ads	Wtd Avg Price	% Marked Local	Price Range	Stores with Ads	Wtd Avg Price	% Marked Local	Price Range	Stores with Ads	Wtd Avg Price	% Marked Local
FRUITS													
Apples Braeburn	3 lb bag					2.99	15	2.99					
Apples Fuji	per pound	1.49-1.99	364	1.89		1.49	220	1.49		0.79-1.78	227	1.59	
Apples Fuji	3 lb bag					2.99-4.00	58	3.74					
Apples Gala	per pound	1.49-1.99	300	1.84	2	0.99-1.59	44	1.56		1.39-1.69	131	1.66	
Apples Gala	3 lb bag	3.99	22	3.99		2.99-4.00	58	3.74					
Apples Golden Delicious	per pound									1.78	4	1.78	
Apples Granny Smith	per pound	1.99	7	1.99	100								
Apples Granny Smith	3 lb bag					2.99-4.00	58	3.74					
Apples Honeycrisp	per pound					1.68-2.99	140	2.47		0.99-2.99	172	2.36	
Apples Honeycrisp	3 lb bag					2.99	15	2.99					
Apples Jonathan	3 lb bag					2.99	15	2.99					
Apples McIntosh	3 lb bag	3.00	52	3.00									
Apples Pink Lady/Cripps Pink	per pound	1.69-1.89	77	1.71		1.49	28	1.49		1.29-1.79	364	1.67	
Apples Pink Lady/Cripps Pink	3 lb bag	3.99	22	3.99		2.99	15	2.99					
Apples Red Delicious	per pound									1.29	8	1.29	
Apples Red Delicious	3 lb bag	3.00	52	3.00		2.99	15	2.99					
Apples, Processed Juice	64 oz (1/2 gallon)	1.50-4.29	1,112	2.51		1.00-2.50	891	2.06		0.98-2.50	578	1.70	
Apples, Processed Juice	128 oz (1 gallon)	4.89	22	4.89		4.89	220	4.89		4.48	219	4.48	
Apricots	per pound	1.48-3.99	594	2.22		1.99	15	1.99		1.49-4.99	223	4.54	
Avocados Hass	each	0.79-2.00	979	1.15		0.50-1.79	1,097	0.98		0.75-2.00	677	1.14	
Avocados Various Greenskin Varieties	each	2.50	43	2.50									
Bananas	per pound	0.39-0.69	372	0.47		0.59	2	0.59		0.49	14	0.49	
Blueberries	6 oz package	2.99-3.34	124	3.22		2.98	59	2.98		2.50-6.00	150	5.33	
Blueberries	1 pint package	1.79-3.99	1,213	2.50		1.89-3.49	1,011	2.51		0.99-3.99	1,096	2.54	21
Blueberries	18 oz package	2.97-5.00	750	4.66		2.99-4.99	542	4.50		2.49-3.99	1,001	3.77	19
Cantaloups	each	1.99-3.69	387	2.79	25	1.99-3.69	1,621	2.71	1	1.48-3.99	751	3.10	1
Cherries Rainier	per pound					5.99	26	5.99		3.99-4.99	217	4.89	
Cherries Red Varieties	per pound	1.99-5.99	2,739	3.75		1.87-4.99	4,124	3.38		1.49-4.99	2,901	2.63	1
Clementines	3 lb bag	3.99-5.99	243	4.27		3.98-4.99	161	4.25		2.88-5.99	389	4.06	

Wtd Avg - Simple weighted average



Commodity Variety	Unit	NORTHEAST U.S.				SOUTHEAST U.S.				MIDWEST U.S.			
		Price Range	Stores with Ads	Wtd Avg Price	% Marked Local	Price Range	Stores with Ads	Wtd Avg Price	% Marked Local	Price Range	Stores with Ads	Wtd Avg Price	% Marked Local
Clementines	2 lb bag	3.99	208	3.99									
Fruit, Other Cactus Pears	each									0.12-0.25	27	0.19	
Grapefruit Red	each	1.00	38	1.00									
Grapes Black Seedless	per pound	1.49-2.99	689	2.26		1.99-2.99	930	2.25		1.88-2.99	1,102	2.02	
Grapes Red Globe	per pound					1.88-2.49	512	2.42					
Grapes Red Seedless	per pound	1.49-3.00	2,019	2.41		1.47-2.99	2,968	2.20		0.99-3.49	2,115	2.07	
Grapes White Seedless Type	per pound	1.49-3.00	1,546	2.45		1.99-2.99	3,296	2.25		1.49-3.49	1,569	2.11	
Honeydews	each	3.00-3.99	34	3.84		3.99-4.99	1,360	4.83		2.99-5.00	109	3.63	
Honeydews	per pound									0.69	12	0.69	
Kiwifruit Hayward	each	0.33-0.75	104	0.61		0.33-0.34	298	0.34		0.34	3	0.34	
Kiwifruit Hayward	1 lb bag	3.49	25	3.49						2.99	8	2.99	
Lemons	each	0.40-0.75	431	0.51		0.60	220	0.60		0.50-0.77	210	0.76	
Lemons	2 lb bag	2.99	9	2.99		2.98-3.99	50	3.79		2.99-3.99	13	3.30	
Limes	each	0.16-0.75	446	0.35		0.17-0.50	1,611	0.32		0.10-0.77	367	0.52	
Mangoes	each	0.49-2.00	1,857	1.11		0.39-1.25	2,586	0.91		0.33-1.67	1,286	0.68	
Misc Berries Blackberries	5.6 - 6 oz package	2.00-3.50	1,159	3.10		1.50-3.99	2,053	2.47		1.99-3.99	1,324	2.59	4
Nectarines Various White Flesh Varieties	per pound	1.99-2.99	658	2.48		1.99	1,150	1.99		1.48-2.79	662	2.19	
Nectarines Various Yellow Flesh Varieties	per pound	0.99-3.00	3,308	1.95		0.99-2.99	2,430	1.85		0.89-2.99	1,636	1.98	
Oranges Navel	each	0.88-1.00	653	0.93		0.88-0.99	531	0.97		0.67	5	0.67	
Oranges Navel	per pound									0.79-1.89	43	1.25	
Oranges Navel	3 lb bag	3.99	201	3.99		3.99-4.98	279	4.20		2.99-4.99	52	4.22	
Oranges Navel	4 lb bag									3.99	6	3.99	
Oranges Navel	8 lb bag					6.99	16	6.99					
Oranges Valencia	4 lb bag	4.99	7	4.99									
Papaya Maradol/Tainung Types	per pound	0.99	9	0.99		0.79-0.99	48	0.80					
Papaya Solo Type	each					0.98	18	0.98					
Peaches Various White Flesh Varieties	per pound	1.49-2.99	895	2.30		1.49-2.99	2,342	1.88		0.99-2.99	893	2.10	
Peaches Various Yellow Flesh Varieties	per pound	0.88-3.99	3,490	1.81	1	0.88-2.99	4,214	1.59		0.49-3.49	2,659	1.55	2
Pears Bartlett	per pound	1.29-1.99	117	1.54	6	1.69-1.79	339	1.75		1.39-1.69	31	1.62	
Pineapples	each	1.99-3.49	894	2.75		0.98-2.99	901	2.69		0.99-3.99	467	2.90	

Wtd Avg - Simple weighted average



Commodity Variety	Unit	NORTHEAST U.S.				SOUTHEAST U.S.				MIDWEST U.S.			
		Price Range	Stores with Ads	Wtd Avg Price	% Marked Local	Price Range	Stores with Ads	Wtd Avg Price	% Marked Local	Price Range	Stores with Ads	Wtd Avg Price	% Marked Local
Plums	per pound	1.48-2.99	1,234	2.19		1.49-2.99	519	2.29		0.99-2.99	921	2.25	
Plums Interspecific Type	per pound	1.48-2.99	490	1.97		0.99-2.00	1,609	1.40		1.69-2.99	195	2.49	
Pomegranates	each									1.50	7	1.50	
Raspberries Red	6 oz package	2.50-3.99	997	3.28		2.98-3.99	573	3.30		1.98-3.99	612	2.93	
Strawberries	1 lb package	1.29-6.88	1,515	2.58	1	1.29-3.50	3,060	2.90		0.00-4.99	2,221	2.32	
Strawberries	2 lb package	4.99	190	4.99		4.99	15	4.99		3.99-4.99	153	4.03	
Tangerines	per pound	2.50	22	2.50		2.50	220	2.50		1.69	8	1.69	
Tangerines	3 lb bag	3.99-4.99	104	4.22		3.99-4.98	146	4.39		4.99	233	4.99	
Tangerines	2 lb bag	3.99	175	3.99		2.88-4.99	109	4.39					
Tangelos	per pound									1.49	6	1.49	
Watermelons Red Flesh Seeded Type	each	5.99	25	5.99		3.98	31	3.98					
Watermelons Red Flesh Seeded Type	per pound									0.39	12	0.39	
Watermelons Red Flesh Seedless Miniature	each					1.99-2.50	90	2.04		3.49-3.99	65	3.84	
Watermelons Red Flesh Seedless Type	each	2.99-5.99	944	4.53		2.95-6.99	1,141	4.75	1	2.88-6.99	711	4.20	34
Watermelons Red Flesh Seedless Type	per pound	0.39-0.69	66	0.60						0.39-0.49	22	0.44	
FRUITS - ORGANIC													
Apples Fuji	per pound					1.99	1,135	1.99					
Apples Fuji	3 lb bag									3.99	36	3.99	
Apples Fuji	2 lb bag					3.99	7	3.99		2.99	12	2.99	
Apples Gala	per pound	1.99	37	1.99									
Apples Gala	3 lb bag									2.99-3.99	51	3.70	
Apples Gala	2 lb bag					3.99	220	3.99		2.99	12	2.99	
Apples Granny Smith	per pound	1.99	52	1.99									
Apples, Processed Juice	64 oz (1/2 gallon)	2.50	22	2.50									
Avocados Hass	each	2.00-2.50	276	2.46		2.00	31	2.00		0.99-1.99	47	1.76	
Bananas	per pound	0.69-0.99	36	0.92						0.79	247	0.79	
Blueberries	6 oz package	2.99-4.00	262	3.69		2.99-3.34	1,538	3.25		1.99-3.99	705	2.92	
Blueberries	1 pint package	3.99	7	3.99						2.99-6.99	489	3.82	
Blueberries	18 oz package	6.99	6	6.99		6.99	38	6.99					

Wtd Avg - Simple weighted average



Commodity Variety	Unit	NORTHEAST U.S.				SOUTHEAST U.S.				MIDWEST U.S.			
		Price Range	Stores with Ads	Wtd Avg Price	% Marked Local	Price Range	Stores with Ads	Wtd Avg Price	% Marked Local	Price Range	Stores with Ads	Wtd Avg Price	% Marked Local
Cantaloups	each	2.99	79	2.99						3.99	30	3.99	
Cherries Red Varieties	per pound	5.99-6.99	114	6.16									
Grapes Black Seedless	per pound					2.48	31	2.48		2.99	186	2.99	
Grapes Red Seedless	per pound	2.49-3.99	913	3.28		2.48-3.49	581	3.35		1.98-2.99	356	2.85	
Grapes White Seedless Type	per pound	2.49-3.99	893	3.26		2.48-3.49	581	3.35		1.99-2.99	298	2.94	
Kiwifruit Hayward	1 lb bag	3.99	255	3.99									
Lemons	2 lb bag	6.99	19	6.99									
Mangoes	each	1.67-2.00	92	1.98		1.25	1,135	1.25					
Misc Berries Blackberries	5.6 - 6 oz package	2.99-4.99	256	4.24		2.99-3.00	122	2.99		3.34-3.99	229	3.87	
Nectarines Various White Flesh Varieties	per pound	2.99-3.99	46	3.12									
Nectarines Various Yellow Flesh Varieties	per pound	2.99-3.99	153	3.32		2.48-2.99	251	2.93		1.99-3.99	282	2.95	
Oranges Valencia	each					0.99	220	0.99					
Oranges Valencia	per pound	0.99	22	0.99									
Oranges Valencia	4 lb bag	6.99	8	6.99									
Peaches Various White Flesh Varieties	per pound	2.99-3.99	116	3.04		2.99	89	2.99		2.99	61	2.99	
Peaches Various Yellow Flesh Varieties	per pound	2.99-3.99	223	3.22		2.48-2.99	302	2.94		1.99-3.99	337	2.98	
Pears Bartlett	per pound	1.49	37	1.49									
Pears D'Anjou	per pound	1.99	43	1.99									
Plums	per pound	2.99-3.99	92	3.44						2.99	43	2.99	
Raspberries Red	6 oz package	3.99-5.99	315	4.39		2.50-3.99	1,849	2.81		2.50-3.99	1,027	3.17	
Strawberries	1 lb package	3.49-4.99	346	4.40		3.49-4.99	460	4.33		2.50-3.99	599	3.75	
Strawberries	2 lb package									5.99	43	5.99	
Tangerines	2 lb bag									5.49	11	5.49	
Watermelons Red Flesh Seedless Miniature	each	3.99	110	3.99		3.99	89	3.99		3.99	61	3.99	
ONIONS AND POTATOES													
Onions, Dry Red	per pound	0.99-1.29	104	1.00		0.69-0.88	12	0.85		0.88-1.28	337	1.12	
Onions, Dry White	per pound	0.99	66	0.99		0.88	10	0.88		0.79-0.99	12	0.89	
Onions, Dry Yellow	per pound					0.49-0.88	116	0.82		0.99	17	0.99	
Onions, Dry Yellow	2 lb bag	1.69-2.00	116	1.88						1.25	12	1.25	

Wtd Avg - Simple weighted average



Commodity Variety	Unit	NORTHEAST U.S.				SOUTHEAST U.S.				MIDWEST U.S.			
		Price Range	Stores with Ads	Wtd Avg Price	% Marked Local	Price Range	Stores with Ads	Wtd Avg Price	% Marked Local	Price Range	Stores with Ads	Wtd Avg Price	% Marked Local
Onions, Dry Yellow	3 lb bag	2.49-2.99	374	2.98		1.99-2.99	1,504	2.04		1.79-2.50	85	2.00	
Onions, Dry Yellow	5 lb bag	3.99	64	3.99									
Onions, Dry Yellow Marked Sweet	per pound	0.69-1.49	960	0.99		0.79-1.29	939	1.05		0.79-1.29	385	1.14	
Onions, Dry Yellow Marked Sweet	2 lb bag					2.49	14	2.49		2.00-2.49	28	2.33	
Onions, Dry Yellow Marked Sweet	3 lb bag	1.99-2.99	123	2.37		2.50-3.69	156	2.66		2.88	9	2.88	
Onions, Dry Yellow Marked Sweet	5 lb bag	3.99	225	3.99		3.99	234	3.99		3.77-3.99	72	3.80	
Potatoes Round Red	per pound	0.99	30	0.99						0.88	20	0.88	
Potatoes Round Red	3 lb bag	2.99	38	2.99		2.98	59	2.98		1.89-3.49	50	3.18	8
Potatoes Round Red	5 lb bag	3.99	245	3.99		3.59-3.99	15	3.72		2.59-3.98	27	3.37	37
Potatoes Round White	5 lb bag	1.99-2.99	74	2.13									
Potatoes Russet	per pound	0.79-1.29	173	1.06		0.68-0.89	1,007	0.89		0.49-0.68	29	0.61	
Potatoes Russet	3 lb bag					2.98	59	2.98		1.50	4	1.50	
Potatoes Russet	5 lb bag	1.99-3.99	907	3.26		1.99-3.99	1,622	2.99		1.99-2.79	394	2.39	
Potatoes Russet	10 lb bag					2.88-5.99	288	4.47		2.49-4.99	114	3.57	17
Potatoes Russet	8 lb bag	2.99-4.69	450	4.25		2.99-3.79	427	3.36		1.99-3.99	151	3.56	
Potatoes Yellow Type	per pound	0.99	7	0.99						0.39	8	0.39	
Potatoes Yellow Type	3 lb bag	5.99	22	5.99		5.99	220	5.99		3.49	19	3.49	
ONIONS AND POTATOES - ORGANIC													
Onions, Dry Yellow	3 lb bag	3.99-4.99	298	4.85									
Potatoes Round Red	3 lb bag	4.99	255	4.99									
Potatoes Russet	3 lb bag	4.99	255	4.99									
Potatoes Yellow Type	3 lb bag	4.99	255	4.99									
VEGETABLES													
Asparagus Green	per pound	2.99-4.99	589	3.16		1.59-3.99	1,716	2.67		1.87-3.49	1,092	2.57	
Bok Choy	per pound	1.49	8	1.49									
Beans Round Green Type	per pound	0.99-1.88	199	1.51	27	0.99-1.99	1,556	1.76		0.88-1.69	458	1.11	13
Broccoli	per pound					0.99-1.99	544	1.82		0.78-1.69	13	1.13	
Broccoli	per bunch	1.49-3.99	45	2.20	16	1.95-2.50	1,271	2.44		1.98-2.88	210	2.45	
Broccoli Baby Hybrid Type	per bunch	1.50	52	1.50									
Broccoli Crown Cut	per pound	0.99-1.99	1,247	1.59		1.38-2.49	1,398	1.76		0.99-2.49	371	1.59	2
Brussels Sprouts	per pound									2.49	507	2.49	

Wtd Avg - Simple weighted average



Commodity Variety	Unit	NORTHEAST U.S.				SOUTHEAST U.S.				MIDWEST U.S.			
		Price Range	Stores with Ads	Wtd Avg Price	% Marked Local	Price Range	Stores with Ads	Wtd Avg Price	% Marked Local	Price Range	Stores with Ads	Wtd Avg Price	% Marked Local
Brussels Sprouts	2 lb bag					3.79	957	3.79					
Beets	per bunch	1.99-2.50	56	2.43									
Beets	per pound					0.69	34	0.69		0.59-0.69	195	0.59	95
Cabbage Red Type	per pound	0.49	6	0.49									
Cabbage Round Green Type	per pound	0.39-0.69	110	0.54	3	0.39-0.59	355	0.57		0.25-0.79	1,056	0.58	48
Carrots	1 lb bag	0.79-0.99	17	0.88		1.49	6	1.49					
Carrots	2 lb bag	0.99	22	0.99		0.99-1.49	238	1.03		1.29-1.99	24	1.52	
Carrots	per bunch	2.00	48	2.00									
Carrots Baby Peeled	1 lb bag	0.99-2.00	625	1.69	1	0.99-1.50	2,426	1.16		0.88-1.50	222	1.23	
Carrots Baby Peeled	2 lb bag	2.99	72	2.99		2.49	78	2.49		1.99-2.68	494	2.38	
Cauliflower	each	2.50-3.99	843	3.02	2	1.99-3.29	724	2.44		1.50-2.99	40	2.26	
Cauliflower	per pound	3.49	123	3.49						0.78-1.69	210	1.19	
Celery	each	1.50-2.00	73	1.66		0.99	5	0.99		0.99-1.99	708	1.52	33
Celery Hearts	each	2.49-2.99	282	2.51	2	2.49-2.50	573	2.50		1.99-2.49	28	2.19	
Chinese Cabbage	per pound	1.49	8	1.49									
Cilantro	per bunch	0.99-1.00	339	1.00	100					0.33-0.50	220	0.34	85
Corn-Sweet	each	0.25-2.00	783	0.46	26	0.25-0.67	1,113	0.37	8	0.10-0.67	675	0.39	30
Cucumbers	each	0.50-1.00	864	0.77	23	0.39-1.25	870	0.82		0.33-1.00	1,152	0.82	14
Cucumbers Long Seedless-Greenhouse	each	1.25-2.00	694	1.69		1.50-1.67	1,607	1.67		0.79-2.00	543	1.45	
Eggplant	per pound	0.99-1.99	1,182	1.18	5	0.99-1.47	85	1.12		0.99	98	0.99	14
Eggplant	each									1.97-1.99	11	1.97	100
Garlic	per pound	3.99	8	3.99		2.99	2	2.99					
Greens Collard	per bunch	0.99	57	0.99									
Greens Collard	per pound	0.99	52	0.99	27	0.99	14	0.99		0.89	186	0.89	100
Greens Collard	1 lb bag									2.50	6	2.50	
Greens Kale	per bunch	0.99-2.50	86	1.24	8	1.49	220	1.49		2.29	7	2.29	100
Greens Kale	per pound	0.99-1.49	307	1.41	5	0.99	14	0.99		0.89	186	0.89	100
Greens Kale	1 lb bag									2.50	6	2.50	
Greens Mustard	per pound									0.89	186	0.89	100
Greens Mustard	1 lb bag									2.50	6	2.50	
Greens Swiss Chard	per bunch	2.50	6	2.50									
Greens	per pound	0.99	9	0.99	100								

Wtd Avg - Simple weighted average



Commodity Variety	Unit	NORTHEAST U.S.				SOUTHEAST U.S.				MIDWEST U.S.			
		Price Range	Stores with Ads	Wtd Avg Price	% Marked Local	Price Range	Stores with Ads	Wtd Avg Price	% Marked Local	Price Range	Stores with Ads	Wtd Avg Price	% Marked Local
Swiss Chard													
Greens Turnip Tops	per pound									0.89	186	0.89	100
Lettuce, Iceberg	each	0.99-1.99	529	1.20		0.79-1.59	1,222	1.22		0.99-1.50	163	1.43	
Lettuce, Other Boston	each	0.99	6	0.99	100					1.69	61	1.69	100
Lettuce, Other Green Leaf	each	0.99-1.49	111	1.02	21	1.69	42	1.69		0.99-1.69	230	1.48	28
Lettuce, Other Green Leaf	per pound	1.29-1.79	750	1.54	33	1.99	43	1.99		1.49	349	1.49	67
Lettuce, Other Red Leaf	each	0.99-1.49	111	1.02	21					0.99-1.69	230	1.48	28
Lettuce, Other Red Leaf	per pound	1.29-1.79	750	1.54	33	1.99	43	1.99		1.49	349	1.49	67
Lettuce, Romaine	each	0.99-1.49	220	1.12	51					0.99-1.69	165	1.40	
Lettuce, Romaine	per pound	1.29-1.69	516	1.45	48					0.99-1.49	20	1.34	70
Lettuce, Romaine Hearts	3 count package	2.49-3.50	811	3.12		2.79-2.99	323	2.97		1.99-3.69	474	2.96	
Mushrooms Portobella	8 oz package	1.67-2.50	47	1.97	4					2.00-2.50	43	2.39	
Mushrooms Portobella	6 oz package	3.33	21	3.33									
Mushrooms White	per pound	2.49	22	2.49		2.49	220	2.49					
Mushrooms White	8 oz package	1.50-2.99	658	1.86	42	1.50-2.00	514	1.95		1.67-2.50	229	1.90	
Onions Green	per bunch	0.67-0.99	339	0.68	2	0.49-0.50	20	0.49		0.33-0.75	256	0.61	15
Peppers, Bell Type Green	per pound	0.99-1.99	511	1.50	21					0.88-1.99	73	1.31	53
Peppers, Bell Type Green	each	0.59-1.00	893	0.91	8	0.49-1.28	1,662	0.70	1	0.50-1.00	972	0.77	26
Peppers, Bell Type Orange	per pound	2.99-3.99	28	3.74		3.49	1,135	3.49		2.49	17	2.49	
Peppers, Bell Type Orange	each	1.79	22	1.79		0.66-1.79	752	1.67		0.99-1.67	1,057	1.08	
Peppers, Bell Type Orange-Greenhouse	per pound	2.99	79	2.99									
Peppers, Bell Type Orange-Greenhouse	each	1.49-1.67	418	1.67		1.67	78	1.67					
Peppers, Bell Type Red	per pound	1.99-3.99	84	2.83		0.98-3.49	1,217	3.36		2.49-2.99	32	2.72	
Peppers, Bell Type Red	each	1.79	22	1.79		0.66-1.79	837	1.63		0.59-1.67	1,100	1.08	
Peppers, Bell Type Red-Greenhouse	per pound	2.99	79	2.99									
Peppers, Bell Type Red-Greenhouse	each	1.49-1.67	418	1.67		1.67	78	1.67					
Peppers, Bell Type Yellow	per pound	2.99-3.99	28	3.74		3.49	1,135	3.49		2.49	17	2.49	
Peppers, Bell Type Yellow	each	1.79	22	1.79		0.66-1.79	821	1.63		0.99-1.67	1,071	1.08	
Peppers, Bell Type Yellow-Greenhouse	per pound	2.99	79	2.99									
Peppers, Bell Type Yellow-Greenhouse	each	1.49-1.67	418	1.67		1.67	78	1.67					
Peppers, Other Jalapeno	per pound	0.99-1.29	16	1.14		0.98-0.99	12	0.98		0.49-1.66	60	1.25	17
Peppers, Other Mixed Mini Sweet Types	1 lb package	2.99-3.49	13	3.18						3.50-3.99	225	3.98	
Peppers, Other	per pound					0.99	2	0.99		0.78-	29	0.93	

Wtd Avg - Simple weighted average



Commodity Variety	Unit	NORTHEAST U.S.				SOUTHEAST U.S.				MIDWEST U.S.			
		Price Range	Stores with Ads	Wtd Avg Price	% Marked Local	Price Range	Stores with Ads	Wtd Avg Price	% Marked Local	Price Range	Stores with Ads	Wtd Avg Price	% Marked Local
Serrano Radishes	per bunch	0.99-1.69	160	1.56	51					0.99			
Radishes	1 lb bag	1.49-1.67	16	1.58						0.75-0.99	44	0.78	86
Salad Mixed Types	1 lb bag									1.50	6	1.50	
Salad Mixed Types	10 - 12 oz package	1.66-3.99	1,406	2.65		1.50-2.99	735	2.58		4.99	15	4.99	
Salad Mixed Types	5 - 9 oz package	1.99-3.50	1,530	2.60	1	1.99-3.00	956	2.45		0.99-2.99	1,264	2.36	
Spinach	per bunch									1.00-2.99	1,178	2.42	
Spinach Flat, Baby Type	10 oz package									0.99	13	0.99	
Spinach Flat, Baby Type	1 lb package	2.50-3.00	30	2.85						3.00-3.99	206	3.09	
Spinach Flat, Baby Type	8 oz package	2.49	72	2.49						0.99-2.50	658	1.02	
Spinach Flat, Baby Type	9 oz package	2.50	28	2.50									
Spinach Flat, Baby Type	5 - 6 oz package	1.99	22	1.99		1.99-2.50	259	2.07					
Squash Acorn	per pound	0.99	21	0.99									
Squash Butternut	per pound	0.99	21	0.99									
Squash Grey	per pound									0.69-0.99	210	0.88	
Squash Spaghetti	per pound	0.99	21	0.99									
Squash Yellow Crookneck/Straightneck	per pound	0.99-1.99	1,854	1.43	20	0.99-1.98	920	1.20		0.79-1.69	1,474	1.09	32
Squash Zucchini	per pound	0.99-1.99	2,194	1.43	17	0.99-1.98	1,142	1.31		0.79-1.69	1,494	1.09	35
Sweet Potatoes	per pound	0.79-0.99	450	0.96		0.78-0.99	549	0.97		0.59-1.49	104	1.41	
Tomatoes	per pound	0.99-3.99	570	2.12	15	0.68-1.79	634	1.62		0.99-3.99	314	1.52	87
Tomatoes Vine Ripe - Heirloom Varieties	per pound	3.99-4.99	31	4.80	19	2.99-3.99	121	3.97		3.99	24	3.99	
Tomatoes Vine Ripes	per pound	1.49-2.99	175	2.02	14	0.69-1.49	1,116	1.34	1	0.99-2.49	166	1.98	27
Tomatoes Vine Ripes-Greenhouse	per pound	1.29-1.99	346	1.79		1.48	42	1.48		1.99	15	1.99	
Tomatoes Vine Ripes, On The Vine-Greenhouse	per pound	0.99-2.99	624	1.70	3	1.29-1.79	2,403	1.41		0.49-2.28	720	1.35	3
Tomatoes, Grape Type	1 pint package	1.50-2.99	1,181	2.38		1.50-2.50	1,384	2.33		1.50-2.50	140	1.79	
Tomatoes, Grape Type	10 oz package	2.50-3.50	361	2.91		2.50-3.00	147	2.73		1.67-2.50	76	2.12	
Tomatoes, Plum Type Roma	per pound	1.49-1.99	158	1.60	12	0.98-1.99	41	1.13		0.99-1.99	215	1.26	
Tomatillos	per pound									0.68-0.79	62	0.74	
VEGETABLES - ORGANIC													
Asparagus Green	per pound	4.99	110	4.99		4.98-4.99	251	4.98		2.87-4.99	222	3.45	

Wtd Avg - Simple weighted average



Commodity Variety	Unit	NORTHEAST U.S.				SOUTHEAST U.S.				MIDWEST U.S.			
		Price Range	Stores with Ads	Wtd Avg Price	% Marked Local	Price Range	Stores with Ads	Wtd Avg Price	% Marked Local	Price Range	Stores with Ads	Wtd Avg Price	% Marked Local
Broccoli	per pound	1.99	6	1.99					1.99	5	1.99		
Broccoli	per bunch	2.49-3.99	53	3.38		3.00	220	3.00	1.49-1.99	72	1.97		
Broccoli Crown Cut	per pound	2.99	8	2.99									
Beets	per bunch	1.67	21	1.67									
Cabbage Round Green Type	per pound	1.29	255	1.29									
Carrots	2 lb bag								1.99	126	1.99		
Carrots	per bunch	2.50-2.99	73	2.64									
Carrots Baby Peeled	1 lb bag	1.29-2.00	313	1.70		1.19-2.00	1,119	1.27	1.50-2.00	82	1.54		
Cauliflower	each	3.99	28	3.99		3.99	78	3.99	1.99	69	1.99		
Celery	each	1.49-1.99	57	1.85		1.69-1.79	222	1.79	2.49	28	2.49		
Celery Hearts	each	2.50-3.99	645	3.58					2.49	4	2.49		
Cilantro	per bunch	1.67	21	1.67		1.49	220	1.49					
Cucumbers	each								0.50-1.67	129	1.51		
Cucumbers Long Seedless-Greenhouse	each	2.49-2.50	64	2.50					1.67	5	1.67		
Greens Kale	per bunch	2.50	76	2.50									
Lettuce, Iceberg	each					2.00	1,135	2.00	1.49	6	1.49		
Lettuce, Other Green Leaf	each								1.39	11	1.39		
Lettuce, Other Red Leaf	each								1.39	11	1.39		
Lettuce, Romaine Hearts	3 count package	3.29-3.99	460	3.74		3.99	78	3.99	1.49-2.99	125	2.90		
Mushrooms Portobella	8 oz package					3.00	1,135	3.00					
Mushrooms Portobella	6 oz package	3.99-4.49	151	4.23									
Mushrooms White	8 oz package	1.99-3.00	215	2.98					1.99-3.29	366	3.04		
Onions Green	per bunch	0.79	21	0.79									
Peppers, Bell Type Green	per pound	2.99	8	2.99									
Peppers, Bell Type Green	each	1.49	22	1.49		1.49	220	1.49					
Peppers, Bell Type Orange	each								1.67	116	1.67		
Peppers, Bell Type Red	per pound								0.98-1.49	16	1.30		
Peppers, Bell Type Red	each								0.99-1.67	131	1.59		
Peppers, Bell Type Yellow	each								1.67	116	1.67		
Peppers, Other Jalapeno	per pound								2.99	11	2.99		
Peppers, Other Mixed Mini Sweet Types	1 lb package	4.99	35	4.99					3.99	28	3.99		
Radishes	per bunch	1.67	21	1.67					2.99	11	2.99		

Wtd Avg - Simple weighted average



Commodity Variety	Unit	NORTHEAST U.S.				SOUTHEAST U.S.				MIDWEST U.S.			
		Price Range	Stores with Ads	Wtd Avg Price	% Marked Local	Price Range	Stores with Ads	Wtd Avg Price	% Marked Local	Price Range	Stores with Ads	Wtd Avg Price	% Marked Local
Salad Mixed Types	1 lb bag									5.00	192	5.00	
Salad Mixed Types	10 - 12 oz package	4.99-5.49	26	5.14						3.99-4.50	36	4.08	
Salad Mixed Types	5 - 9 oz package	2.99-3.99	461	3.36						2.99-3.00	249	2.99	
Spinach	per bunch					1.48	200	1.48					
Spinach Flat, Baby Type	10 oz package	5.49	8	5.49									
Spinach Flat, Baby Type	5 - 6 oz package	2.99	72	2.99									
Squash Zucchini	per pound									0.99	15	0.99	
Sweet Potatoes	per pound	1.29-1.99	55	1.69		1.29	220	1.29					
Tomatoes	per pound	2.79	22	2.79		2.79	220	2.79		1.79	11	1.79	
Tomatoes Vine Ripes, On The Vine-Greenhouse	per pound	1.99-3.49	133	3.22						2.99	8	2.99	
Tomatoes, Grape Type	1 pint package	2.99-3.00	472	2.99						2.50-3.50	13	2.96	
Tomatoes, Grape Type	10 oz package									2.99	69	2.99	
OTHER SPECIALTY CROPS ITEMS													
Hemp Protein	16 oz package	14.99	70	14.99		19.99	31	19.99					
Hemp Seeds-Shelled	7 oz package	10.29	70	10.29									
Hemp Seeds-Shelled	8 oz package	9.99	70	9.99		7.99	31	7.99					
Hemp Seeds-Shelled	16 oz package	17.49	70	17.49									
OTHER SPECIALTY CROPS ITEMS - ORGANIC													
Hemp (Seeds) Oil	4 oz					8.99	31	8.99					
Hemp Seeds-Shelled	4 oz package	4.99	70	4.99									
Hemp Seeds-Shelled	7 oz package					9.99	31	9.99					
Hemp Seeds-Shelled	8 oz package					8.79-10.39	57	9.52		10.39	50	10.39	
Hemp Seeds-Shelled	12 oz package	12.99	70	12.99		13.99	31	13.99					
Hemp Seeds-Shelled	16 oz package					14.99	31	14.99					
SEASONAL ITEMS													
Rose, Hybrid Tea	bunched 12s	9.99-14.99	342	11.01		6.00-9.99	802	6.56		6.00-10.00	388	8.36	



Commodity Variety	Unit	SOUTH CENTRAL U.S.				SOUTHWEST U.S.				NORTHWEST U.S.			
		Price Range	Stores with Ads	Wtd Avg Price	% Marked Local	Price Range	Stores with Ads	Wtd Avg Price	% Marked Local	Price Range	Stores with Ads	Wtd Avg Price	% Marked Local
FRUITS													
Apples Fuji	per pound	0.79-1.68	164	1.20		0.50-2.49	603	1.62		0.78-1.69	64	1.44	9
Apples Fuji	3 lb bag					2.59	35	2.59					
Apples Gala	per pound	0.49-1.49	47	1.30									
Apples Gala	5 lb bag	4.97	41	4.97									
Apples Granny Smith	per pound	0.89-0.99	153	0.98									
Apples Honeycrisp	per pound	2.49	194	2.49		1.19-1.49	16	1.40		0.88-0.99	13	0.92	
Apples Pink Lady/Cripps Pink	per pound	0.77-1.68	374	0.88									
Apples Red Delicious	per pound					0.99-1.69	205	1.04		1.69	28	1.69	
Apples Red Delicious	5 lb bag	4.97	41	4.97									
Apples, Processed Juice	64 oz (1/2 gallon)	0.98-1.50	186	1.44		1.50-2.50	895	1.74		2.50	8	2.50	
Apples, Processed Juice Marked Cider	64 oz (1/2 gallon)	1.50	25	1.50									
Apricots	per pound	4.99	40	4.99		3.99	260	3.99		2.49	206	2.49	
Avocados Hass	each	0.39-1.98	1,165	1.12		0.89-2.00	1,699	1.38	15	0.88-1.67	97	1.10	
Bananas	per pound	0.38-0.50	103	0.48		0.44-0.50	122	0.47		0.69	146	0.69	
Blueberries	6 oz package	1.50-2.99	73	2.89		0.75-3.99	627	1.89		1.50-3.77	303	3.40	
Blueberries	1 pint package	1.59-3.33	997	2.16		2.50	11	2.50		2.50	18	2.50	
Blueberries	18 oz package	1.77-3.99	1,077	3.28		1.77-5.99	826	3.68		2.49-4.98	61	3.69	
Cantaloups	each	1.99-3.99	732	2.52		0.17-3.49	1,397	2.78		0.58-3.99	140	2.85	6
Cantaloups	per pound	0.50-2.50	82	0.71		0.25-0.69	627	0.35		0.49-0.99	58	0.66	
Cherries Rainier	per pound	4.99	25	4.99		5.99	256	5.99		4.98-6.99	169	6.75	
Cherries Red Varieties	per pound	1.47-4.99	1,752	2.79		0.97-4.99	2,554	3.32		1.67-4.99	585	2.96	11
Clementines	3 lb bag	3.98-5.98	45	4.52		5.99	113	5.99		5.99	146	5.99	
Clementines	2 lb bag					5.00	256	5.00					
Fruit, Other Cactus Pears	per pound					0.50	10	0.50					
Fruit, Other Cactus Pears	each					0.17-0.20	34	0.17					
Grapefruit Red	each	0.67-0.99	21	0.87									
Grapes Black Seedless	per pound	1.98-2.49	640	2.06		0.99-2.99	1,007	1.82	25	1.99	17	1.99	
Grapes Red Globe	per pound	1.99-2.49	56	2.43									
Grapes Red Seedless	per pound	0.87-2.49	1,506	1.65		0.88-3.59	1,881	1.57	41	1.69-2.69	213	2.00	
Grapes White Seedless Type	per pound	1.49-2.49	804	1.99		0.99-3.59	1,327	1.80	24	1.49-2.69	57	2.03	
Honeydews	each	2.99-3.99	71	3.33		2.99	113	2.99					



Commodity Variety	Unit	SOUTH CENTRAL U.S.				SOUTHWEST U.S.				NORTHWEST U.S.			
		Price Range	Stores with Ads	Wtd Avg Price	% Marked Local	Price Range	Stores with Ads	Wtd Avg Price	% Marked Local	Price Range	Stores with Ads	Wtd Avg Price	% Marked Local
Honeydews	per pound					0.50-1.69	79	0.91		0.99-1.69	34	1.57	
Kiwifruit Hayward	each					0.33-0.50	59	0.34					
Lemons	each	0.33-0.77	165	0.55						0.50-0.68	11	0.60	
Lemons	2 lb bag	3.99	19	3.99									
Limes	each	0.05-0.77	249	0.25		0.33-0.50	343	0.49		0.33-0.50	56	0.36	
Limes	per pound					0.50-0.99	283	0.64					
Mangoes	each	0.25-1.25	1,085	0.61		0.25-1.50	1,557	0.85		1.25-2.00	103	1.51	
Misc Berries Blackberries	5.6 - 6 oz package	1.50-3.33	894	2.46		2.50-2.99	697	2.51		2.50-3.77	293	3.50	
Nectarines Various White Flesh Varieties	per pound	1.48-1.99	45	1.54		0.50-2.69	408	1.75		2.49	28	2.49	
Nectarines Various Yellow Flesh Varieties	per pound	0.88-2.99	973	1.54	9	0.50-2.99	1,748	1.85	45	0.88-2.99	308	1.32	
Oranges Navel	each	0.20-0.99	261	0.38									
Oranges Navel	per pound					0.33-0.89	49	0.79					
Oranges Navel	4 lb bag	4.99	70	4.99									
Oranges Valencia	per pound					0.33-0.69	34	0.54					
Papaya Maradol/Tainung Types	per pound	0.87-0.97	102	0.89		0.50-0.99	173	0.78					
Papaya Solo Type	per pound	2.99	5	2.99									
Peaches Various White Flesh Varieties	per pound	1.48-1.99	149	1.50		0.79-2.88	419	1.75	63	0.99-2.49	149	1.27	
Peaches Various Yellow Flesh Varieties	per pound	0.66-2.99	1,378	1.47	20	0.50-2.88	2,194	1.84	40	0.88-2.99	384	1.44	13
Pears Bartlett	per pound	1.69	8	1.69		0.50-1.99	594	1.56	72				
Pears Bosc	per pound					0.69	96	0.69					
Pineapples	each	1.50-2.99	162	2.44						2.50-2.99	64	2.84	
Pineapples	per pound	0.79	68	0.79		0.50-0.88	91	0.72		0.48	18	0.48	
Plums	per pound	0.88-2.99	494	2.56	12	0.50-1.99	607	1.87	59	1.98-2.99	52	2.41	
Plums Interspecific Type	per pound	1.99-2.99	400	2.89		2.99	271	2.99	94	0.98-2.99	62	2.66	
Raspberries Red	6 oz package	2.50-3.33	210	2.80		2.50-3.99	23	3.02		2.50-3.77	217	3.71	
Strawberries	1 lb package	1.29-3.33	1,266	2.37		1.29-3.99	1,937	2.65	40	1.97-3.99	592	3.19	
Strawberries	2 lb package	2.77-5.99	150	4.92	40	5.99-7.99	139	6.36	19	4.98	121	4.98	
Tangerines	3 lb bag	6.99	5	6.99						3.99-5.99	157	4.45	
Tangerines	2 lb bag	3.99-4.48	153	4.02									
Tangelos	per pound	0.77	325	0.77									
Watermelons	each	2.99	17	2.99									

Wtd Avg - Simple weighted average



Commodity Variety	Unit	SOUTH CENTRAL U.S.				SOUTHWEST U.S.				NORTHWEST U.S.			
		Price Range	Stores with Ads	Wtd Avg Price	% Marked Local	Price Range	Stores with Ads	Wtd Avg Price	% Marked Local	Price Range	Stores with Ads	Wtd Avg Price	% Marked Local
Red Flesh Seeded Type													
Watermelons Red Flesh Seeded Type	per pound					0.16-0.17	37	0.17		0.79	28	0.79	
Watermelons Red Flesh Seedless Miniature	each	2.99-3.49	72	3.18		0.87-2.99	480	1.78					
Watermelons Red Flesh Seedless Type	each	2.99-5.99	476	4.45	17	2.50-5.99	982	3.49		4.98-5.99	161	5.88	
Watermelons Red Flesh Seedless Type	per pound					0.20-0.39	308	0.30		0.33-0.69	226	0.61	
FRUITS - ORGANIC													
Apples Fuji	per pound					1.49	9	1.49					
Apples Gala	per pound					0.99	50	0.99					
Apples Gala	2 lb bag	3.69	45	3.69									
Apples Pink Lady/Cripps Pink	per pound	1.99	26	1.99		1.99	4	1.99					
Avocados Hass	each	0.99-2.00	181	1.54		0.99-3.50	50	1.64		0.99-2.50	247	2.36	
Bananas	per pound	0.69-0.79	162	0.71		0.59-0.79	85	0.71					
Blueberries	6 oz package	2.50-3.99	823	3.28		2.50-2.99	733	2.98		2.50-4.00	242	3.10	
Blueberries	1 pint package					3.49	17	3.49		2.99	2	2.99	
Blueberries	18 oz package	5.99	78	5.99		6.99	53	6.99					
Cantaloups	each	2.98	18	2.98		2.50	171	2.50					
Cantaloups	per pound					0.99	42	0.99		0.99	11	0.99	100
Cherries Red Varieties	per pound	2.67	148	2.67						2.67-2.77	123	2.77	
Grapes Black Seedless	per pound	1.98-2.99	124	2.18									
Grapes Red Seedless	per pound	1.98-3.49	243	2.68		1.98-3.99	451	2.70		2.99-3.99	39	3.71	
Grapes White Seedless Type	per pound	1.98-3.49	178	2.57		2.79-3.99	305	3.05		2.99-3.99	39	3.71	
Honeydews	per pound					0.99-1.99	228	1.06		1.99	28	1.99	
Mangoes	each	1.99	16	1.99		1.50-1.99	287	1.67		1.00-1.99	105	1.81	
Misc Berries Blackberries	5.6 - 6 oz package	2.50-3.99	652	3.36		3.50	146	3.50		2.99-4.00	209	3.16	
Nectarines Various White Flesh Varieties	per pound					2.99-3.59	264	3.01					
Nectarines Various Yellow Flesh Varieties	per pound	2.48	99	2.48		1.99-3.99	281	2.98		1.99-2.99	341	2.62	
Peaches Various White Flesh Varieties	per pound	2.99	71	2.99		2.99	50	2.99		1.99-3.29	140	2.17	
Peaches Various Yellow Flesh Varieties	per pound	2.48-2.99	170	2.69		1.99-3.99	146	3.12	18	1.99-3.29	360	2.66	

Wtd Avg - Simple weighted average



Commodity Variety	Unit	SOUTH CENTRAL U.S.				SOUTHWEST U.S.				NORTHWEST U.S.			
		Price Range	Stores with Ads	Wtd Avg Price	% Marked Local	Price Range	Stores with Ads	Wtd Avg Price	% Marked Local	Price Range	Stores with Ads	Wtd Avg Price	% Marked Local
Pears Bosc	per pound	1.98	6	1.98									
Pineapples	per pound					1.29	13	1.29					
Plums	per pound					1.99-2.49	164	2.45	93				
Plums Interspecific Type	per pound	1.98	6	1.98		1.99	17	1.99	100				
Raspberries Red	6 oz package	2.98-3.99	809	3.35		2.99-3.99	949	3.34		2.99-4.00	224	3.15	
Strawberries	1 lb package	2.99-3.99	90	3.93		3.50-4.99	638	4.16	40	2.99-4.99	465	3.87	
Watermelons Red Flesh Seedless Miniature	each	3.99	71	3.99		3.99	274	3.99		3.99-4.98	23	4.16	
Watermelons Red Flesh Seedless Type	per pound									0.59-0.79	32	0.66	34
ONIONS AND POTATOES													
Onions, Dry Red	per pound	0.89-1.28	223	0.97		0.33-1.49	174	0.62		0.58-1.68	71	1.31	
Onions, Dry White	per pound	0.39-0.98	173	0.43		0.45-1.69	227	1.08		0.58	8	0.58	
Onions, Dry White	3 lb bag	0.99-1.00	34	1.00									
Onions, Dry Yellow	per pound	0.50-0.68	89	0.54		0.33	4	0.33					
Onions, Dry Yellow	3 lb bag	2.00-2.29	73	2.13									
Onions, Dry Yellow Marked Sweet	per pound	0.77-1.29	564	0.94		0.98-1.49	25	1.16		0.58-1.39	130	0.96	38
Onions, Dry Yellow Marked Sweet	2 lb bag									2.49	206	2.49	
Onions, Dry Yellow Marked Sweet	3 lb bag	2.50-3.49	217	3.18									
Potatoes Round Red	per pound	0.59-0.99	187	0.65	6	0.50-1.49	115	0.87		0.49-1.49	43	1.14	
Potatoes Round Red	3 lb bag									1.99	5	1.99	
Potatoes Round Red	5 lb bag	3.49	108	3.49						2.99	6	2.99	
Potatoes Round White	per pound	0.89	49	0.89		0.50-0.69	100	0.56					
Potatoes Russet	per pound	0.59-0.79	39	0.62						0.79	9	0.79	
Potatoes Russet	5 lb bag	1.49-2.00	156	1.88		1.33-1.69	23	1.52		1.50-2.00	19	1.87	
Potatoes Russet	10 lb bag	2.50-3.99	16	3.62		1.79-2.99	127	2.00		2.48	8	2.48	
Potatoes Russet	8 lb bag	3.49-3.79	66	3.76									
Potatoes Yellow Type	per pound	0.99	11	0.99	100	0.88-1.49	70	1.02		1.49	28	1.49	
ONIONS AND POTATOES - ORGANIC													
Onions, Dry Red	per pound	0.98-1.49	51	1.43						1.29-1.68	11	1.43	64
Onions, Dry Red	2 lb bag					1.99-2.99	95	2.46					
Onions, Dry White	2 lb bag					2.99	45	2.99					

Wtd Avg - Simple weighted average



Commodity Variety	Unit	SOUTH CENTRAL U.S.				SOUTHWEST U.S.				NORTHWEST U.S.			
		Price Range	Stores with Ads	Wtd Avg Price	% Marked Local	Price Range	Stores with Ads	Wtd Avg Price	% Marked Local	Price Range	Stores with Ads	Wtd Avg Price	% Marked Local
Onions, Dry Yellow	2 lb bag					2.99	45	2.99					
Onions, Dry Yellow Marked Sweet	per pound									1.49	11	1.49	
Potatoes Round Red	3 lb bag					2.99	12	2.99					
Potatoes Russet	3 lb bag					2.99	12	2.99					
Potatoes Yellow Type	3 lb bag					2.99	12	2.99					
VEGETABLES													
Artichokes	each	1.99-2.99	19	2.31		1.49-2.50	299	2.47	88	2.50	9	2.50	
Asparagus Green	per pound	1.27-2.99	584	2.56		2.49-3.99	338	2.99		1.98-3.99	104	2.97	
Bok Choy	per pound					0.50	6	0.50					
Beans Round Green Type	per pound	0.99-2.29	229	1.52	3	0.99-1.99	57	1.51	14	0.98-2.49	69	1.86	9
Broccoli	per pound	0.99-1.99	29	1.31		0.50-0.99	57	0.57					
Broccoli	per bunch	1.99-2.49	94	2.23									
Broccoli Crown Cut	per pound	1.17-1.99	352	1.46		0.33-0.99	60	0.77		1.27-1.39	230	1.29	
Brussels Sprouts	per pound	2.49	346	2.49		2.49	225	2.49		2.49-2.99	79	2.90	
Beets	per bunch					1.25-1.49	42	1.46		1.50	5	1.50	
Beets	per pound	0.79	13	0.79									
Cabbage Round Green Type	per pound	0.44-0.99	103	0.85	11	0.33-0.50	84	0.34					
Carrots	per pound	0.99	68	0.99		0.30-0.50	78	0.47					
Carrots	1 lb bag	0.69	15	0.69		0.33	6	0.33					
Carrots	2 lb bag	0.69	1	0.69						0.98	8	0.98	
Carrots Baby Peeled	1 lb bag	0.98-1.29	93	1.03						1.29	186	1.29	
Carrots Baby Peeled	2 lb bag	2.50-2.68	46	2.66		2.00-2.50	292	2.48		2.00-2.50	28	2.18	
Cauliflower	each	1.99-2.99	62	2.18		0.50	5	0.50					
Cauliflower	per pound					0.50-0.98	63	0.58		0.98-0.99	39	0.98	
Celery	each	0.99-1.29	11	1.15		0.50-1.29	89	0.65	9	0.88-1.59	42	1.26	
Celery	per pound					0.50-1.29	22	1.04		1.29	28	1.29	
Celery Hearts	each	1.99	24	1.99						1.99	15	1.99	
Chinese Cabbage	per pound					0.50	6	0.50					
Cilantro	per bunch	0.33-0.49	315	0.34		0.25-0.50	347	0.48					
Corn-Sweet	each	0.25-0.50	441	0.34	2	0.20-0.50	423	0.44	61	0.18-0.60	250	0.44	
Cucumbers	each	0.33-1.50	705	0.76	10	0.14-0.79	260	0.53		0.50-1.50	546	0.77	
Cucumbers Long Seedless-	each	1.29-2.00	99	1.76		0.20-1.25	107	0.31		1.50-1.69	11	1.60	

Wtd Avg - Simple weighted average



Commodity Variety	Unit	SOUTH CENTRAL U.S.				SOUTHWEST U.S.				NORTHWEST U.S.			
		Price Range	Stores with Ads	Wtd Avg Price	% Marked Local	Price Range	Stores with Ads	Wtd Avg Price	% Marked Local	Price Range	Stores with Ads	Wtd Avg Price	% Marked Local
Greenhouse													
Cucumbers Long Seedless-Greenhouse	per pound					0.50-0.79	80	0.68					
Eggplant	per pound	0.99	30	0.99		0.50	10	0.50					
Garlic	per sleeve	1.39-1.79	218	1.66		0.99-1.50	159	1.40					
Greens Kale	per bunch					0.99	45	0.99					
Lettuce, Iceberg	each	0.88-1.48	53	1.08		0.79-0.99	105	0.90		1.29-1.50	42	1.47	
Lettuce, Other Boston	each	0.99	8	0.99		1.49	8	1.49	100				
Lettuce, Other Green Leaf	each	0.99	11	0.99		0.88-1.49	56	0.97	14	0.98-1.99	106	1.37	4
Lettuce, Other Red Leaf	each	0.99	6	0.99		0.88-1.49	56	0.97	14	0.98-1.99	106	1.37	4
Lettuce, Romaine	each	0.99	5	0.99		0.88	47	0.88		0.98-1.99	67	1.40	6
Lettuce, Romaine Hearts	3 count package	2.99	56	2.99		1.49-2.99	447	2.86	19				
Mushrooms Portobella	8 oz package	1.99	17	1.99									
Mushrooms Portobella	6 oz package	2.99	17	2.99									
Mushrooms White	8 oz package	1.50-2.19	137	1.75		0.99-1.99	16	1.55		0.99-2.19	38	1.88	
Onions Green	per bunch					0.25-0.50	109	0.31		0.50-0.79	366	0.68	
Peppers, Bell Type Green	per pound					0.50-0.99	15	0.66					
Peppers, Bell Type Green	each	0.50-0.99	528	0.76	3	0.50	47	0.50		0.79	206	0.79	
Peppers, Bell Type Orange	per pound					0.50	10	0.50					
Peppers, Bell Type Orange	each	0.79-1.67	396	1.22		0.50-0.98	103	0.76		0.99-1.50	352	1.24	
Peppers, Bell Type Red	each	0.79-1.67	590	1.16		0.33-0.99	745	0.87		0.99-1.50	352	1.24	
Peppers, Bell Type Yellow	per pound					0.50	10	0.50					
Peppers, Bell Type Yellow	each	0.79-1.67	413	1.21		0.50-0.98	103	0.76		0.99-1.50	352	1.24	
Peppers, Other Jalapeno	per pound	0.69-0.98	91	0.85		0.50-0.99	93	0.60					
Peppers, Other Mixed Mini Sweet Types	1 lb package	2.99	56	2.99									
Peppers, Other Serrano	per pound	0.76-0.79	184	0.77		0.79-1.49	42	1.04					
Radishes	per bunch					0.25-0.79	60	0.42		0.79	206	0.79	
Salad Mixed Types	10 - 12 oz package	1.99-3.19	752	2.47		1.25-2.99	445	2.47		1.50-3.00	258	2.11	
Salad Mixed Types	5 - 9 oz package	1.99-3.19	562	2.47		2.29-2.99	561	2.54		2.29-3.28	157	2.82	
Spinach	per bunch					0.99-2.00	58	1.06					
Spinach Flat, Baby Type	10 oz package					1.49	5	1.49					
Spinach Flat, Baby Type	8 oz package	0.99	229	0.99									
Spinach Flat, Baby Type	5 - 6 oz package					2.50	146	2.50		1.99	20	1.99	



Commodity Variety	Unit	SOUTH CENTRAL U.S.				SOUTHWEST U.S.				NORTHWEST U.S.			
		Price Range	Stores with Ads	Wtd Avg Price	% Marked Local	Price Range	Stores with Ads	Wtd Avg Price	% Marked Local	Price Range	Stores with Ads	Wtd Avg Price	% Marked Local
Squash Grey	per pound	0.67-0.79	102	0.75		0.44-1.39	118	0.62					
Squash Yellow Crookneck/Straightneck	per pound	0.98-1.49	733	1.05	17	0.69-1.99	1,125	1.25		0.79-1.99	181	1.13	
Squash Zucchini	per pound	0.98-1.49	885	1.05	15	0.44-1.99	1,281	1.16		0.79-1.99	200	1.11	
Sweet Potatoes	per pound	0.79-0.89	24	0.82	29								
Tomatoes	per pound	1.48-2.49	174	1.62	6	0.50-2.69	188	0.89		0.99-3.99	50	2.70	
Tomatoes Vine Ripe - Heirloom Varieties	per pound	3.99	33	3.99									
Tomatoes Vine Ripes	per pound	1.48-2.49	80	1.60	75	0.50	7	0.50					
Tomatoes Vine Ripes-Greenhouse	per pound	2.49	19	2.49						1.49	17	1.49	
Tomatoes Vine Ripes, On The Vine-Greenhouse	per pound	0.99-1.99	337	1.79	2	0.98-1.99	1,487	1.73		0.98-1.99	367	1.46	
Tomatoes, Cherry	1 pint package					2.00	146	2.00					
Tomatoes, Grape Type	1 pint package	1.50-2.00	85	1.65									
Tomatoes, Grape Type	10 oz package	1.79-2.99	171	2.04		1.29	35	1.29		1.99-3.00	60	2.83	
Tomatoes, Plum Type Roma	per pound	0.50-0.99	422	0.85		0.50-1.99	321	0.87		1.29-1.48	24	1.34	
Tomatillos	per pound	0.48-0.99	86	0.71		0.25-0.79	325	0.50					
Vegetables Other Cactus Leaf (Nopales)	per pound	0.99	5	0.99		0.50	10	0.50					
VEGETABLES - ORGANIC													
Asparagus Green	per pound	4.99	71	4.99		4.99	50	4.99		4.99	19	4.99	
Broccoli	per pound	2.49	45	2.49		1.48-1.99	336	1.77		1.49-1.99	20	1.87	
Broccoli	per bunch	1.99	5	1.99		1.99	356	1.99					
Beets	per bunch					1.99-2.99	34	2.25		2.49	19	2.49	
Carrots	2 lb bag					1.49	45	1.49					
Carrots	per bunch					1.99	17	1.99					
Carrots Baby Peeled	1 lb bag	1.25-1.99	121	1.36						0.99	5	0.99	
Cauliflower	each	1.99-2.99	48	2.88		2.99	12	2.99					
Cauliflower	per pound	2.98	6	2.98		0.99-1.99	742	1.82		1.99	15	1.99	
Celery	each	1.98	6	1.98		1.77	4	1.77					
Celery Hearts	each	2.99	184	2.99									
Cilantro	per bunch									1.29	7	1.29	100
Cucumbers	each									1.49	7	1.49	
Cucumbers Long Seedless-	each					0.99	152	0.99					

Wtd Avg - Simple weighted average



Commodity Variety	Unit	SOUTH CENTRAL U.S.				SOUTHWEST U.S.				NORTHWEST U.S.			
		Price Range	Stores with Ads	Wtd Avg Price	% Marked Local	Price Range	Stores with Ads	Wtd Avg Price	% Marked Local	Price Range	Stores with Ads	Wtd Avg Price	% Marked Local
Greenhouse													
Greens Kale	per bunch					1.67-2.50	48	2.18		1.50-2.50	58	2.17	
Greens Swiss Chard	per bunch					1.67	16	1.67					
Greens Swiss Chard	per pound	1.98	6	1.98	100								
Lettuce, Other Green Leaf	each	1.39	82	1.39		1.39-1.99	47	1.69	17	1.39-1.50	38	1.45	
Lettuce, Other Red Leaf	each	1.39	82	1.39		1.39-1.99	47	1.69	17	1.39-1.50	38	1.45	
Lettuce, Romaine	each	1.98	6	1.98	100	1.99	12	1.99					
Lettuce, Romaine Hearts	3 count package	2.99	299	2.99		2.99	546	2.99					
Mushrooms White	8 oz package					2.99	9	2.99		2.99	121	2.99	
Onions Green	per bunch									1.25	15	1.25	
Peppers, Other Jalapeno	per pound	2.99	82	2.99		2.99	18	2.99		2.99	19	2.99	
Peppers, Other Mixed Mini Sweet Types	1 lb package	3.99	16	3.99						3.99	10	3.99	
Radishes	per bunch	1.98	6	1.98	100								
Salad Mixed Types	1 lb bag	3.99-5.00	151	4.26		5.98	11	5.98		5.98-5.99	28	5.98	
Salad Mixed Types	5 - 9 oz package	3.33-3.34	288	3.34		2.50	45	2.50		2.99-3.00	22	3.00	
Spinach Flat, Baby Type	5 - 6 oz package					2.50	45	2.50					
Squash Yellow Crookneck/Straightneck	per pound					0.99	4	0.99					
Squash Zucchini	per pound					0.99	4	0.99					
Sweet Potatoes	per pound	1.98	6	1.98									
Tomatoes	per pound	1.79	82	1.79		1.79-2.99	170	2.86		1.79	19	1.79	
Tomatoes Vine Ripe - Heirloom Varieties	per pound					3.49-4.99	47	4.36		4.99	12	4.99	
Tomatoes Vine Ripes, On The Vine-Greenhouse	per pound	2.49	45	2.49		3.99	1	3.99					
Tomatoes, Cherry	1 pint package	2.50	18	2.50						3.99-4.99	28	4.24	
Tomatoes, Grape Type	10 oz package	2.99	5	2.99						2.50	121	2.50	
OTHER SPECIALTY CROPS ITEMS													
Hemp (Seeds) Oil	4 oz					6.99	53	6.99					
Hemp Seeds-Shelled	8 oz package					10.99	53	10.99					
OTHER SPECIALTY CROPS ITEMS - ORGANIC													
Hemp Protein	16 oz package					14.99	53	14.99					



Commodity Variety	Unit	SOUTH CENTRAL U.S.				SOUTHWEST U.S.				NORTHWEST U.S.			
		Price Range	Stores with Ads	Wtd Avg Price	% Marked Local	Price Range	Stores with Ads	Wtd Avg Price	% Marked Local	Price Range	Stores with Ads	Wtd Avg Price	% Marked Local
Hemp Seeds-Shelled	7 oz package					11.49	53	11.49					
Hemp Seeds-Shelled	8 oz package					11.09	46	11.09					
SEASONAL ITEMS													
Chayote	each					0.50-0.79	53	0.56					
Gladiola	bunched 5s					3.99	13	3.99					
Potted Plants Chrysanthemum	6 inch pot					8.99	13	8.99					
Rose, Hybrid Tea	bunched 12s	6.00	340	6.00		6.00-11.99	300	7.50		6.00-9.99	88	6.41	

Commodity Variety	Unit	ALASKA U.S.				HAWAII U.S.			
		Price Range	Stores with Ads	Wtd Avg Price	% Marked Local	Price Range	Stores with Ads	Wtd Avg Price	% Marked Local
FRUITS									
Apples Fuji	per pound					1.19	4	1.19	
Apples Fuji	3 lb bag					3.99	6	3.99	
Apples Granny Smith	per pound	1.08	3	1.08					
Apples Red Delicious	per pound					1.39	6	1.39	
Apricots	per pound	2.99	26	2.99					
Avocados Hass	each	0.99-2.29	48	2.07		1.00-2.99	24	2.74	
Bananas	per pound					1.19	4	1.19	
Blueberries	6 oz package	3.99	26	3.99					
Blueberries	18 oz package	3.99-5.49	27	4.05					
Cantaloups	each	3.99	26	3.99					
Cantaloups	per pound	1.28	3	1.28		1.19-1.39	10	1.31	
Cherries Red Varieties	per pound	2.99-5.99	44	3.95		3.99-5.99	24	5.74	
Grapes Black Seedless	per pound	2.99	11	2.99					
Grapes Red Seedless	per pound	2.99	11	2.99		2.99-4.99	47	3.98	
Grapes White Seedless Type	per pound	2.99	11	2.99		2.79-4.99	57	3.80	
Honeydews	per pound	1.28	3	1.28		1.79	6	1.79	

Wtd Avg - Simple weighted average



Commodity Variety	Unit	ALASKA U.S.				HAWAII U.S.			
		Price Range	Stores with Ads	Wtd Avg Price	% Marked Local	Price Range	Stores with Ads	Wtd Avg Price	% Marked Local
Mangoes	each	1.67-2.00	12	1.70		1.00	3	1.00	
Misc Berries Blackberries	5.6 - 6 oz package	3.49-3.99	37	3.84					
Nectarines Various White Flesh Varieties	per pound					2.59	6	2.59	
Nectarines Various Yellow Flesh Varieties	per pound	2.49-3.29	8	3.19		2.99-3.89	30	3.26	
Oranges Navel	per pound	1.28	3	1.28		1.59-1.69	26	1.68	
Peaches Various Yellow Flesh Varieties	per pound	2.49-3.29	8	3.19		3.19	4	3.19	
Pears D'Anjou	per pound					1.69	6	1.69	
Plums	per pound	2.69-2.99	8	2.95					
Plums Interspecific Type	per pound	1.98	3	1.98					
Raspberries Red	6 oz package	3.00-3.99	29	3.89					
Strawberries	1 lb package	3.00-3.99	44	3.74		3.99-4.79	25	4.12	
Watermelons Red Flesh Seedless Miniature	each					3.47	21	3.47	
FRUITS - ORGANIC									
Avocados Hass	each	2.79	26	2.79					
Blueberries	1 pint package	5.99	11	5.99					
Grapes Black Seedless	per pound	3.48	3	3.48					
Grapes Red Seedless	per pound	3.48	3	3.48					
Grapes White Seedless Type	per pound	3.48	3	3.48					
Nectarines Various Yellow Flesh Varieties	per pound	3.49	26	3.49					
Peaches Various White Flesh Varieties	per pound					2.99	3	2.99	
Peaches Various Yellow Flesh Varieties	per pound	3.49	26	3.49		2.99	3	2.99	
Strawberries	1 lb package	4.49-5.49	12	4.57		3.99	3	3.99	
Watermelons Red Flesh Seedless Miniature	each					3.99	3	3.99	
ONIONS AND POTATOES									
Onions, Dry Red	per pound	0.89	1	0.89					
Onions, Dry Yellow Marked Sweet	per pound					1.39	6	1.39	

Wtd Avg - Simple weighted average



Commodity Variety	Unit	ALASKA U.S.				HAWAII U.S.			
		Price Range	Stores with Ads	Wtd Avg Price	% Marked Local	Price Range	Stores with Ads	Wtd Avg Price	% Marked Local
Potatoes Round Red	per pound					0.99	6	0.99	
Potatoes Russet	5 lb bag	2.48	3	2.48					
Potatoes Yellow Type	per pound	1.09	1	1.09					
ONIONS AND POTATOES - ORGANIC									
Onions, Dry Yellow Marked Sweet	2 lb bag	2.99	26	2.99					
VEGETABLES									
Beans Round Green Type	per pound	2.28	3	2.28					
Broccoli Crown Cut	per pound					1.49-1.69	30	1.66	
Cabbage Round Green Type	per pound	1.99	33	1.99		0.99-1.19	26	1.17	
Carrots	1 lb bag					0.79	4	0.79	
Carrots Baby Peeled	1 lb bag					1.59-2.19	32	2.06	
Corn-Sweet	each	1.00	1	1.00		0.99	21	0.99	
Cucumbers	each	0.89-0.99	27	0.89					
Lettuce, Iceberg	per pound					2.39-2.59	26	2.57	
Lettuce, Romaine	each	1.50	3	1.50					
Mushrooms White	per pound	3.49	7	3.49					
Mushrooms White	8 oz package	2.50	1	2.50					
Onions Green	per bunch	0.89	26	0.89					
Peppers, Bell Type Green	each	0.89	26	0.89					
Peppers, Bell Type Orange	each	1.50	7	1.50					
Peppers, Bell Type Red	each	1.50	7	1.50					
Peppers, Bell Type Yellow	each	1.50	7	1.50					
Radishes	per bunch	0.89	26	0.89					
Salad Mixed Types	10 - 12 oz package	3.00	11	3.00					
Salad Mixed Types	5 - 9 oz package	3.00	11	3.00					
Tomatoes	per pound					1.69-1.79	10	1.75	
Tomatoes Vine Ripes-Greenhouse	per pound	2.29	1	2.29					
Tomatoes Vine Ripes, On The Vine-Greenhouse	per pound	1.99	7	1.99					
Tomatoes, Grape Type	10 oz package	2.50	3	2.50		3.00-3.50	26	3.44	

Wtd Avg - Simple weighted average



Commodity Variety	Unit	ALASKA U.S.				HAWAII U.S.			
		Price Range	Stores with Ads	Wtd Avg Price	% Marked Local	Price Range	Stores with Ads	Wtd Avg Price	% Marked Local
VEGETABLES - ORGANIC									
Asparagus Green	per pound					4.99	3	4.99	
Carrots Baby Peeled	1 lb bag	2.00	1	2.00					
Squash Butternut	per pound	1.69	1	1.69					
Squash Spaghetti	per pound	1.69	1	1.69					
Squash Yellow Crookneck/Straightneck	per pound	2.49	1	2.49					
Squash Zucchini	per pound	2.28-2.49	4	2.33					
SEASONAL ITEMS									
Rose, Hybrid Tea	bunched 12s	9.00	11	9.00					

REGIONAL DEFINITIONS

As used in this report, regions include the following states:

NORTHEAST U.S.	Connecticut, Delaware, Massachusetts, Maryland, Maine, New Hampshire, New jersey, New York, Pennsylvania, Rhode Island and Vermont
SOUTHEAST U.S.	Alabama, Florida, Georgia, Mississippi, North Carolina, South Carolina, Tennessee, Virginia and West Virginia
MIDWEST U.S.	Iowa, Illinois, Indiana, Kentucky, Michigan, Minnesota, North Dakota, Nebraska, Ohio, South Dakota and Wisconsin
SOUTH CENTRAL U.S.	Arkansas, Colorado, Kansas, Louisiana, Missouri, New Mexico, Oklahoma, and Texas
SOUTHWEST U.S.	Arizona, California, Nevada and Utah
NORTHWEST U.S.	Idaho, Montana, Oregon, Washington, and Wyoming
ALASKA U.S.	Alaska
HAWAII U.S.	Hawaii