



Specialty Crops Market News Division

Agricultural
Marketing
Service

National Retail Report - Specialty Crops

Websites: www.marketnews.usda.gov/mnp/fv-home and <http://www.ams.usda.gov/mnreports/fvwretail.pdf>
and http://www.ams.usda.gov/mnreports/wa_lo100.txt

Volume XIV - Number 32

Issued Weekly

Friday, August 7, 2020

Advertised Prices for Specialty Crops at Major Retail Supermarket Outlets ending during the period of 08/01 to 08/13^{1,2}

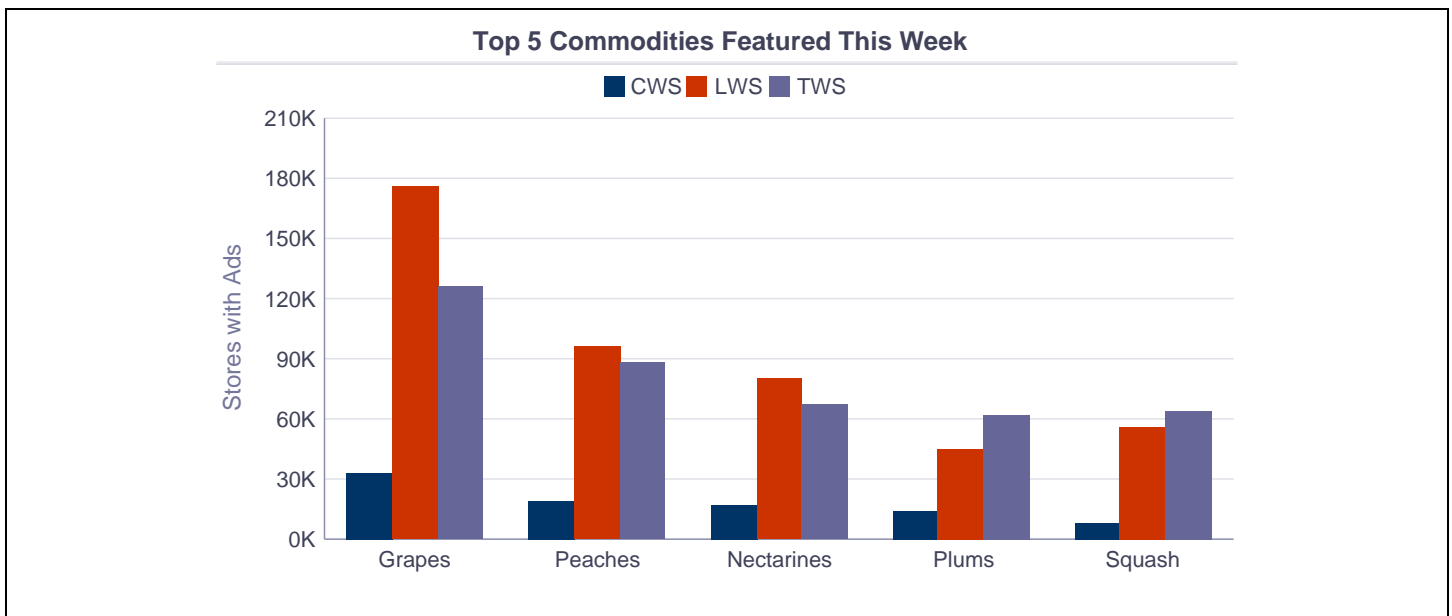
No Dog Days this Year

Traditionally late July and early August are known as the dog days of summer, but this years run on retail produce has defied the lazy connotation of the phrase. Brisk sales continue, particularly of seasonal, local produce and grilling favorites. Mushrooms, zucchini, yellow squash, tomatoes, sweet onions dominated vegetable ads. Watermelons, cantaloupes, peaches, nectarines, cherries, plums, and pluots sweetened up the fruit displays. A few locally grown but nationally revered items appeared this week, specifically Pecos and Rocky Ford cantaloupes, Hatch chilis, and Olathe corn. Only 1.4 percent of retailers opted out of weekly ads this week specifically due to Covid-19 related issues. The total number of ads was 28% below the same week last year.

Total ad numbers this week were 283,203 a 10% decrease from last weeks 313,113. The total number of ads broken out by commodity groups: fruit 167,921 (59% of all ads), onions and potatoes 14,214 (5%), vegetables 99,150 (35%), herbs 1,060, ornamentals 858, and hemp 953. The number of ads for organic produce was 40,957, 14% of total ads.

The following are the prices of major advertised items (3,000 plus stores) this week, compared to the same week last year. Significant increases in price for fruit this week included only lemons at 16%. Significant decreases included nectarines (white at 28%, yellow at 13%), organic yellow peaches at 25%, avocados at 16%, and blackberries at 15%. There were no significant changes for onions and potatoes this week. Significant increases in vegetable prices this week included only cucumbers at 16%. There were no significant decreases.

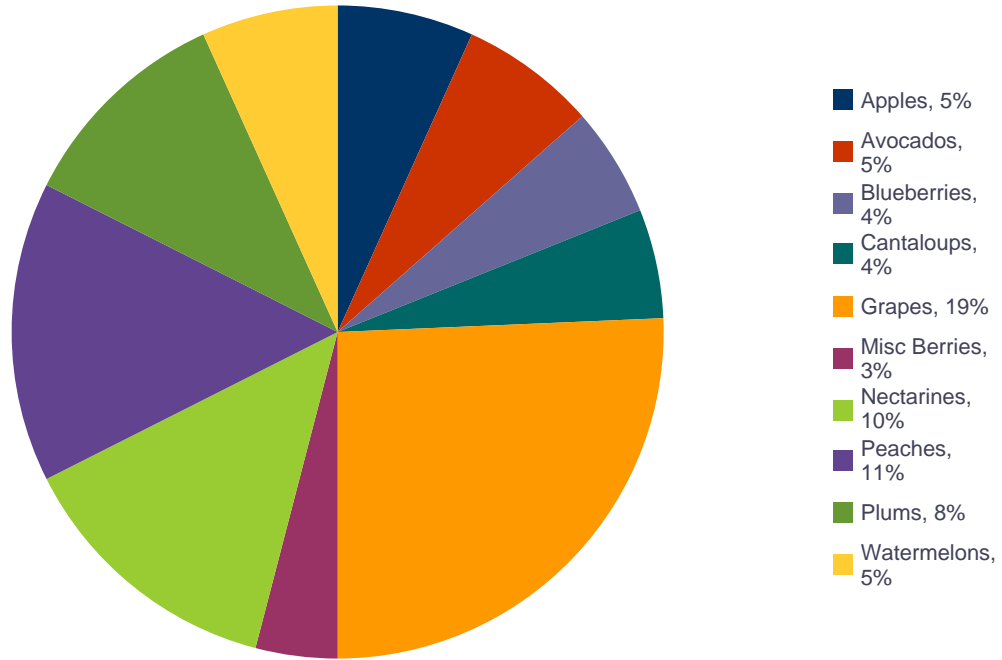
For more detailed information on organic and locally grown produce visit the National Retail--Local and Organic Report at: http://www.ams.usda.gov/mnreports/wa_lo100.txt



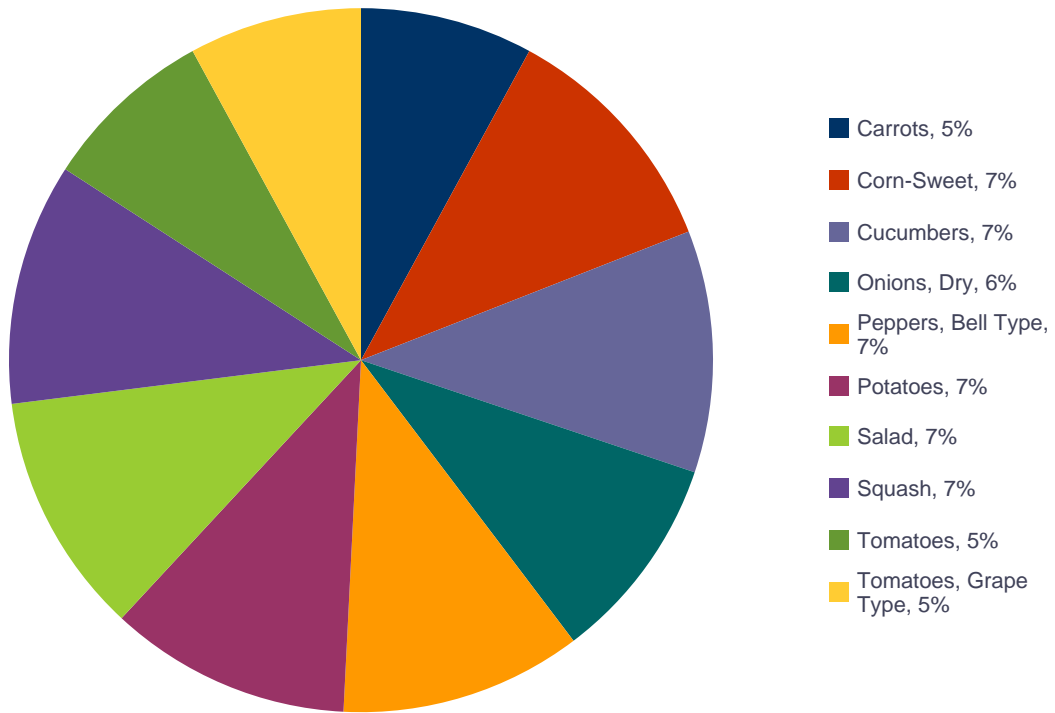
1 - Specialty Crops Market News surveys over 400 retailers, comprising over 30,300 individual stores, with online weekly advertised features.

2 - Date range reflects one week of data collection ending on the report date and encompasses ad pricing good from the Saturday before the report release date through the following Friday.

Top 10 Fruits as Percentage of Total Fruit Ads



Top 10 Vegetables as Percentage of Total Vegetable Ads Including Onions and Potatoes





NATIONAL SUMMARY

FRUITS								
Commodity	Variety	Unit	THIS WEEK		LAST WEEK		LAST YEAR	
			Stores With Ads	Wtd Avg Price	Stores With Ads	Wtd Avg Price	Stores With Ads	Wtd Avg Price
Apples	Braeburn	per pound	99	1.49	147	1.21	66	1.32
Apples	Fuji	per pound	1,103	1.66	725	0.94	2,168	1.73
Apples	Fuji	3 lb bag	22	3.26	46	2.68	78	3.74
Apples	Gala	per pound	1,148	1.28	1,059	1.26	2,382	1.85
Apples	Gala	3 lb bag	1,431	3.44	529	4.43	65	3.98
Apples	Gala	2 lb bag	15	1.80				
Apples	Golden Delicious	per pound	248	1.46	37	1.05		
Apples	Golden Delicious	3 lb bag	16	2.99	30	2.52		
Apples	Golden Delicious	2 lb bag	8	2.50				
Apples	Granny Smith	per pound	573	1.46	823	1.50	654	1.59
Apples	Granny Smith	3 lb bag	260	4.97	324	4.46	76	3.99
Apples	Granny Smith	2 lb bag	8	2.50				
Apples	Honeycrisp	per pound	238	2.71	814	3.03	370	1.93
Apples	Jonagold	per pound	29	0.90	53	0.61		
Apples	Mcintosh	3 lb bag	11	2.99	11	2.99	16	2.00
Apples	Pink Lady/Cripps Pink	per pound	447	1.51	377	1.16	1,560	1.35
Apples	Pink Lady/Cripps Pink	3 lb bag	86	3.80	46	2.68	70	3.99
Apples	Red Delicious	per pound	623	1.32	320	1.20	509	1.29
Apples	Red Delicious	3 lb bag	330	4.73	369	4.31	116	3.33
Apples	Red Delicious	2 lb bag	8	2.50	9	1.89		
Apples, Processed	Juice	64 oz (1/2 gallon)	3,281	1.77	5,075	1.78	2,398	2.05
Apples, Processed	Juice	128 oz (1 gallon)	294	4.86	88	4.08	98	4.99
Apples, Processed	Juice Marked Cider	64 oz (1/2 gallon)	281	1.52	19	2.03	103	1.75
Apricots		per pound	57	3.46	63	2.86	790	2.48
Avocados	Hass	each	6,590	1.14	9,608	1.12	4,691	2.02
Avocados	Various Greenskin Varieties	each	588	1.46	1,295	1.25	438	1.44
Avocados	Various Greenskin Varieties	per pound	34	0.34	34	0.79		
Bananas		per pound	651	0.50	1,174	0.45	1,731	0.39
Blueberries		6 oz package	444	2.46	1,816	2.45	1,161	2.43
Blueberries		1 pint package	3,419	2.14	7,173	2.29	6,469	2.34
Blueberries		18 oz package	1,392	3.30	1,776	4.38	1,498	5.83

Wtd Avg - Simple weighted average



Cantaloups		each	4,885	2.44	7,378	2.41	14,094	2.57
Cantaloups		per pound	626	0.56	1,195	0.52	655	0.36
Cherries	Red Varieties	per pound	4,617	3.83	5,891	3.82	6,111	4.22
Clementines		3 lb bag	657	4.79	1,369	4.80	1,497	5.13
Clementines		2 lb bag	279	4.73	601	3.43	474	4.68
Cranberries		12 oz bag	22	3.99				
Fruit, Other	Apple Pears	each	5	0.50	6	0.50		
Fruit, Other	Cactus Pears	per pound	45	0.49	30	0.58	63	0.50
Fruit, Other	Cactus Pears	each	43	0.24	27	0.20	63	0.19
Grapefruit	Red	each	85	1.28	242	1.25	547	1.15
Grapes	Black Seedless	per pound	3,888	1.71	5,147	1.63	6,009	2.46
Grapes	Red Globe	per pound	77	1.86	255	1.99	676	1.72
Grapes	Red Seedless	per pound	9,396	1.76	12,483	1.57	11,253	2.69
Grapes	White Seedless Type	per pound	9,312	1.70	9,686	1.58	11,174	2.38
Honeydews		each	859	3.12	4,370	3.21	3,181	3.51
Honeydews		per pound	294	0.67	429	0.84	263	0.73
Kiwifruit	Hayward	each	139	0.47	366	0.46	672	0.42
Kiwifruit	Hayward	1 lb bag	126	3.49	3	4.98	11	2.95
Lemons		each	3,415	0.57	1,034	0.53	2,073	0.69
Lemons		per pound	6	0.99	230	0.37	61	0.71
Lemons		2 lb bag	333	3.64	78	3.25	1,811	3.53
Limes		each	1,414	0.36	1,381	0.39	1,057	0.32
Limes		per pound	5	0.69	64	0.71	110	0.60
Mangoes		each	4,756	0.91	7,877	0.96	11,950	1.19
Misc Berries	Blackberries	5.6 - 6 oz package	5,101	2.26	3,520	2.90	4,532	3.41
Nectarines	Various White Flesh Varieties	per pound	3,443	1.46	4,654	1.93	4,510	2.88
Nectarines	Various Yellow Flesh Varieties	per pound	10,550	1.51	8,738	1.82	9,498	2.49
Oranges	Navel	each	1,719	0.84	1,333	1.01	2,144	1.01
Oranges	Navel	per pound	469	1.31	785	1.31	2,054	1.47
Oranges	Navel	3 lb bag	2,085	3.89	442	4.14	2,500	3.73
Oranges	Navel	4 lb bag	248	3.99	9	3.29	2	2.99
Oranges	Valencia	each	28	0.50	24	0.79	170	0.51
Oranges	Valencia	per pound	30	0.50	67	0.68	55	0.50
Oranges	Valencia	4 lb bag	277	2.91	28	4.42	137	4.90
Papaya	Maradol/Tainung Types	per pound	686	0.80	2,295	0.79	370	0.69
Papaya	Maradol/Tainung Types	each	171	2.50			18	0.78
Papaya	Solo Type	per pound	23	1.29			84	1.71
Papaya	Solo Type	each	9	0.99			9	0.59
Peaches	Various White Flesh Varieties	per pound	2,774	1.59	4,937	1.97	8,314	2.81

Wtd Avg - Simple weighted average



Peaches	Various Yellow Flesh Varieties	per pound	12,885	1.44	11,824	1.69	12,219	2.40
Pears	Bartlett	per pound	1,074	1.48	1,199	1.36	3,856	1.63
Pears	Bosc	per pound	7	0.69			5	0.69
Pears	D'Anjou	per pound	135	1.40			233	1.17
Pineapples		each	2,344	2.51	1,389	2.50	2,688	2.32
Pineapples		per pound	268	0.92	121	0.73		
Plums		per pound	9,493	1.67	5,582	1.70	12,042	2.28
Plums	Interspecific Type	per pound	2,392	1.62	2,827	1.92	2,504	2.02
Raspberries	Red	6 oz package	3,021	2.70	2,282	3.10	5,575	3.22
Strawberries		1 lb package	2,023	3.02	2,513	3.15	7,272	2.81
Strawberries		2 lb package	444	6.01	486	5.04	3,553	2.87
Tangelos		per pound	29	1.07	342	0.81		
Tangelos		3 lb bag	255	4.99				
Tangerines		per pound	55	1.47	124	1.59	262	1.36
Tangerines		3 lb bag	1,095	3.91	5,409	4.14	3,606	4.43
Tangerines		2 lb bag	348	2.63	51	4.15	227	3.75
Tangerines		each	68	0.43	22	0.60		
Watermelons	Red Flesh Seeded Type	each	253	6.08	734	4.42	74	3.99
Watermelons	Red Flesh Seeded Type	per pound	64	0.30	33	0.24	50	0.62
Watermelons	Red Flesh Seedless Miniature	each	482	3.02	3,442	3.33	731	3.24
Watermelons	Red Flesh Seedless Type	each	6,527	4.22	6,367	4.07	5,824	7.03
Watermelons	Red Flesh Seedless Type	per pound	563	0.44	1,048	0.33	621	0.69
ORGANIC								
Apples	Braeburn	per pound	4	1.99			50	1.79
Apples	Fuji	per pound	314	2.23	1,147	1.99	661	1.92
Apples	Fuji	5 lb bag	22	4.99	242	4.99		
Apples	Gala	per pound	305	1.20	1,709	1.93	1,621	1.93
Apples	Gala	3 lb bag	14	4.99	6	4.99	13	2.99
Apples	Granny Smith	per pound	407	2.15			121	1.99
Apples	Pink Lady/Cripps Pink	per pound	26	2.49	69	2.22	215	1.91
Apples	Pink Lady/Cripps Pink	3 lb bag	8	4.99				
Apples, Processed	Juice	64 oz (1/2 gallon)	80	2.50	3	3.99	516	2.55
Apples, Processed	Juice	128 oz (1 gallon)	4	9.99				
Apricots		per pound	9	3.99				
Avocados	Hass	each	679	1.88	748	1.58	57	1.67
Bananas		per pound	1,179	0.75	420	0.78	576	0.81
Blueberries		6 oz package	1,322	3.34	2,533	3.03	2,317	2.86
Blueberries		1 pint package	523	3.94	528	3.41	697	3.40



Blueberries		18 oz package	370	5.55	1,044	5.46	81	5.20
Cantaloups		each	624	3.33	105	3.81	1,356	2.64
Cantaloups		per pound	39	0.99	30	0.79	60	1.42
Grapes	Black Seedless	per pound	975	2.05	1,079	2.04	2,548	2.36
Grapes	Red Seedless	per pound	4,299	2.67	3,278	2.41	5,845	2.87
Grapes	White Seedless Type	per pound	4,626	2.65	3,236	2.41	5,540	2.88
Honeydews		each	56	5.99			1,325	4.93
Kiwifruit	Hayward	1 lb bag	58	3.56	54	3.45	49	2.99
Mangoes		each	136	1.55	381	1.42	1,710	1.36
Misc Berries	Blackberries	5.6 - 6 oz package	611	3.81	1,317	3.86	634	4.01
Nectarines	Various White Flesh Varieties	per pound	367	2.13	201	2.54	21	3.70
Nectarines	Various Yellow Flesh Varieties	per pound	2,824	2.26	348	2.97	1,414	2.99
Oranges	Valencia	4 lb bag	76	4.58				
Peaches	Various White Flesh Varieties	per pound	341	1.99	159	2.52	34	2.87
Peaches	Various Yellow Flesh Varieties	per pound	3,188	2.21	343	2.81	1,437	2.95
Pears	Bartlett	per pound	275	1.73			265	1.67
Plums		per pound	1,587	1.99	179	2.04	173	2.05
Plums	Interspecific Type	per pound	223	2.07			69	2.62
Raspberries	Red	6 oz package	927	3.60	1,575	3.18	425	3.12
Strawberries		1 lb package	885	4.10	898	3.68	3,748	3.92
Watermelons	Red Flesh Seedless Miniature	each	82	5.63	296	5.83	1,361	4.87

ONIONS AND POTATOES

Commodity	Variety	Unit	THIS WEEK		LAST WEEK		LAST YEAR	
			Stores With Ads	Wtd Avg Price	Stores With Ads	Wtd Avg Price	Stores With Ads	Wtd Avg Price
Onions, Dry	Red	per pound	1,066	1.04	401	1.08	1,009	1.94
Onions, Dry	Red	2 lb bag	43	1.76	178	2.96	50	1.85
Onions, Dry	White	per pound	834	0.87	436	0.45	652	0.73
Onions, Dry	White	2 lb bag	66	1.29	35	1.00	7	1.49
Onions, Dry	White	3 lb bag	152	2.49	11	1.00	18	2.50
Onions, Dry	Yellow	per pound	953	0.90	317	0.65	156	1.00
Onions, Dry	Yellow	2 lb bag	233	1.30	254	1.57	17	2.36
Onions, Dry	Yellow	3 lb bag	763	2.27	1,024	2.27	642	2.00
Onions, Dry	Yellow Marked Sweet	per pound	1,764	1.09	2,695	1.09	6,077	1.48
Onions, Dry	Yellow Marked Sweet	3 lb bag	30	3.28	756	3.26	155	3.24
Onions, Dry	Yellow Marked Sweet	5 lb bag	356	3.53			537	3.83
Potatoes	Round Red	per pound	830	1.01	314	1.04	464	1.03

Wtd Avg - Simple weighted average



Potatoes	Round Red	3 lb bag	30	3.15	59	2.80	78	2.25
Potatoes	Round Red	5 lb bag	376	3.15	310	3.83	231	3.51
Potatoes	Round White	per pound	161	0.89	346	0.88	50	0.98
Potatoes	Round White	3 lb bag	68	2.00				
Potatoes	Round White	5 lb bag	381	2.95	296	2.89	718	2.34
Potatoes	Russet	per pound	2,070	0.99	294	1.02	1,151	1.39
Potatoes	Russet	5 lb bag	1,395	2.52	3,471	2.84	4,183	2.38
Potatoes	Russet	10 lb bag	527	3.08	674	2.81	944	7.52
Potatoes	Yellow Type	per pound	628	1.00	21	0.98	118	0.98
Potatoes	Yellow Type	5 lb bag	1,056	2.99	175	4.45	418	2.83

ORGANIC

Onions, Dry	Red	per pound	126	1.29	13	1.48	99	1.72
Onions, Dry	Red	2 lb bag	171	2.49	1	3.19		
Onions, Dry	White	per pound	45	1.29				
Onions, Dry	Yellow	3 lb bag	49	3.99	10	3.69	48	3.99
Onions, Dry	Yellow Marked Sweet	per pound	11	1.49	251	1.54	16	1.70
Potatoes	Round Red	3 lb bag	30	3.99				

VEGETABLES

Commodity	Variety	Unit	THIS WEEK		LAST WEEK		LAST YEAR	
			Stores With Ads	Wtd Avg Price	Stores With Ads	Wtd Avg Price	Stores With Ads	Wtd Avg Price
Artichokes		each	1,346	2.64	447	1.71	266	1.85
Asparagus	Green	per pound	2,564	3.16	2,049	2.93	1,321	2.46
Beans	Round Green Type	per pound	2,744	1.39	1,599	1.27	2,487	1.35
Beets		per bunch	21	1.78	47	2.20	60	1.69
Broccoli		per pound	109	1.14	226	1.44	35	1.29
Broccoli		per bunch	718	2.38	1,769	2.34	707	2.10
Broccoli	Baby Hybrid Type	per pound	9	0.99				
Broccoli	Crown Cut	per pound	2,107	1.66	1,765	1.47	2,168	1.90
Brussels Sprouts		per pound	293	2.93	471	2.52	1,682	2.29
Cabbage	Red Type	per pound	287	0.57	9	0.49	24	0.59
Cabbage	Round Green Type	per pound	2,079	0.65	2,389	0.61	2,069	0.63
Carrots		per pound	48	0.66	50	0.33	208	0.45
Carrots		2 lb bag	317	0.95	268	1.01	1,130	0.82
Carrots		per bunch	27	1.24	8	1.99	74	0.94
Carrots	Baby Peeled	1 lb bag	1,776	1.08	2,065	1.48	5,282	1.12
Carrots	Baby Peeled	2 lb bag	1,456	2.35	1,515	2.04	5,621	2.50

Wtd Avg - Simple weighted average



Cauliflower		each	1,366	2.58	1,911	2.56	1,549	2.87
Cauliflower		per pound	529	1.41	827	1.11	594	1.47
Celery		each	1,524	1.22	460	1.37	2,361	1.40
Celery		per pound	38	1.59	5	0.99	32	0.87
Celery	Hearts	each	178	2.97	939	2.73	505	2.49
Cilantro		per bunch	995	0.64	1,449	0.54	1,634	0.44
Corn-Sweet		each	7,443	0.38	4,291	0.40	8,216	0.70
Cucumbers		each	5,678	0.73	2,469	0.61	4,335	0.63
Cucumbers		per pound	57	0.95			67	0.89
Cucumbers	Long Seedless-Greenhouse	each	2,168	1.22	1,040	1.41	1,239	1.38
Eggplant		per pound	967	1.46	1,046	1.15	1,663	1.43
Eggplant		each	270	1.54	58	1.22	76	1.29
Garlic		per pound	158	2.02	208	2.28	8	2.49
Garlic		per sleeve	536	1.60	420	1.73	104	1.29
Greens	Collard	per bunch	128	1.70	277	1.91	16	0.97
Greens	Collard	per pound	195	0.98	93	1.21	242	0.80
Greens	Collard	1 lb bag	65	2.48	77	2.83	132	2.49
Greens	Kale	per bunch	222	1.09	332	1.44	793	1.68
Greens	Kale	per pound	31	1.00	78	1.29	28	1.22
Greens	Mustard	per bunch	86	1.07	35	1.25	10	1.25
Greens	Mustard	per pound	195	0.98	93	1.21	214	0.71
Greens	Swiss Chard	per bunch	21	1.42	10	2.98	8	1.99
Greens	Swiss Chard	per pound	9	0.99	9	0.99		
Greens	Turnip Tops	per bunch	86	1.07	35	1.25	10	1.25
Greens	Turnip Tops	per pound	195	0.98	93	1.21	214	0.71
Lettuce, Iceberg		each	2,948	1.08	1,274	1.13	895	2.32
Lettuce, Iceberg		per pound	23	2.59			4	0.50
Lettuce, Other	Boston	each	13	1.11	79	1.90	14	1.32
Lettuce, Other	Green Leaf	each	283	1.28	726	1.06	774	1.48
Lettuce, Other	Green Leaf	per pound	970	1.19	520	1.00	944	1.13
Lettuce, Other	Red Leaf	each	283	1.28	577	1.01	791	1.47
Lettuce, Other	Red Leaf	per pound	959	1.19	520	1.00	944	1.13
Lettuce, Romaine		each	251	1.23	868	0.99	934	1.42
Lettuce, Romaine		per pound	696	1.07	114	1.37	844	1.61
Lettuce, Romaine	Hearts	3 count package	469	3.37	2,073	2.96	1,678	3.07
Mushrooms	Portobella	8 oz package	548	1.74	182	2.36	427	2.58
Mushrooms	Portobella	6 oz package	289	2.97	311	2.73	222	3.13
Mushrooms	White	per pound	52	2.78	307	2.60	456	2.14
Mushrooms	White	8 oz package	2,092	1.63	3,722	1.81	1,806	1.70



Mushrooms	White	6 oz package	7	1.50			9	1.48
Onions Green		per bunch	2,030	0.78	1,235	0.55	2,052	0.69
Peppers, Bell Type	Green	per pound	882	1.24	704	1.57	1,036	1.87
Peppers, Bell Type	Green	each	3,203	0.78	1,343	0.74	2,259	0.80
Peppers, Bell Type	Orange	per pound	254	3.43			687	2.87
Peppers, Bell Type	Orange	each	461	1.15	1,097	1.40	2,689	1.42
Peppers, Bell Type	Orange-Greenhouse	per pound	8	3.49	8	3.49	3	2.69
Peppers, Bell Type	Orange-Greenhouse	each	129	1.50	82	1.65	493	1.11
Peppers, Bell Type	Red	per pound	859	2.69	462	2.19	1,171	2.37
Peppers, Bell Type	Red	each	1,146	1.09	2,328	1.22	3,122	1.39
Peppers, Bell Type	Red-Greenhouse	per pound	8	3.49	8	3.49	3	2.69
Peppers, Bell Type	Red-Greenhouse	each	129	1.50	82	1.65	493	1.11
Peppers, Bell Type	Yellow	per pound	266	3.37	71	2.09	693	2.86
Peppers, Bell Type	Yellow	each	467	1.15	1,289	1.38	2,732	1.42
Peppers, Bell Type	Yellow-Greenhouse	per pound	8	3.49	8	3.49	3	2.69
Peppers, Bell Type	Yellow-Greenhouse	each	129	1.50	82	1.65	493	1.11
Peppers, Other	Jalapeno	per pound	714	0.87	570	0.78	1,552	1.26
Peppers, Other	Mixed Mini Sweet Types	1 lb package	751	2.32	10	2.99	46	2.95
Peppers, Other	Serrano	per pound	337	1.13	207	0.82	257	0.95
Radishes		per bunch	780	0.90	724	0.71	513	0.75
Radishes		6 oz film bags	9	0.50			23	1.00
Radishes		1 lb bag	131	1.97	137	1.93	225	1.05
Salad	Mixed Types	1 lb bag	236	3.48	43	2.50		
Salad	Mixed Types	10 - 12 oz package	2,169	2.19	3,628	2.44	5,421	2.84
Salad	Mixed Types	5 - 9 oz package	1,623	2.24	4,444	2.30	3,820	2.67
Spinach		per bunch	139	1.36	159	1.16	80	0.86
Spinach	Flat, Baby Type	10 oz package	166	2.45			90	2.97
Spinach	Flat, Baby Type	1 lb package	81	2.02				
Spinach	Flat, Baby Type	8 oz package	487	1.85	54	2.63	365	1.50
Spinach	Flat, Baby Type	9 oz package	3	1.99			30	2.49
Spinach	Flat, Baby Type	5 - 6 oz package	167	2.18	189	2.04	185	2.07
Squash	Acorn	per pound	9	0.59	9	0.59		
Squash	Butternut	per pound	35	0.99	34	0.99	6	0.33
Squash	Grey	per pound	95	0.86	80	0.75	100	0.63
Squash	Spaghetti	per pound	35	0.99				
Squash	Yellow Crookneck/Straightneck	per pound	3,843	1.32	4,961	1.21	3,583	1.48
Squash	Zucchini	per pound	4,187	1.30	5,131	1.21	4,736	1.37
Sweet Potatoes		per pound	1,021	0.94	631	1.08	464	1.21



Tomatillos		per pound	282	0.72	252	0.55	624	0.56
Tomatoes		per pound	2,213	1.80	1,991	1.70	5,069	2.00
Tomatoes	Vine Ripe - Heirloom Varieties	per pound	217	1.95	189	3.19	148	3.62
Tomatoes	Vine Ripes	per pound	1,633	1.53	800	1.37	2,759	1.98
Tomatoes	Vine Ripes, On The Vine-Greenhouse	per pound	971	1.70	897	1.88	5,393	1.44
Tomatoes	Vine Ripes-Greenhouse	per pound	81	2.21	44	1.93	440	1.46
Tomatoes, Cherry		1 pint package	278	2.50			25	2.71
Tomatoes, Grape Type		1 pint package	2,890	1.95	2,284	2.38	6,856	2.62
Tomatoes, Grape Type		10 oz package	662	2.98	2,091	2.53	263	2.23
Tomatoes, Plum Type	Roma	per pound	1,946	1.06	3,638	1.10	3,013	1.38
Vegetables Other	Cactus Leaf (Nopales)	per pound	37	0.45	29	0.85	115	1.39
ORGANIC								
Beans	Round Green Type	per pound	26	3.49	40	2.73	8	2.99
Beets		per bunch	404	2.03	913	1.79	22	2.02
Bok Choy		per pound	26	1.99				
Broccoli		per pound	19	2.78	7	0.79	197	2.45
Broccoli		per bunch	183	2.99	1,956	3.49	277	2.94
Broccoli	Baby Hybrid Type	per bunch	96	2.00			33	3.93
Cabbage	Round Green Type	per pound	9	1.45	8	1.29	1	0.79
Carrots		1 lb bag	80	0.79	7	0.69	54	1.02
Carrots		per bunch	199	1.63	868	1.75	189	1.94
Carrots	Baby Peeled	1 lb bag	1,329	2.23	1,944	1.68	734	1.72
Carrots	Baby Peeled	2 lb bag	25	2.50			619	3.97
Cauliflower		each	66	3.85	1,058	3.61	353	4.10
Cauliflower		per pound	4	2.00	74	3.59	74	1.99
Celery		each	405	2.00	125	2.11	207	2.25
Celery	Hearts	each	74	3.02	299	3.00	139	2.57
Cilantro		per bunch	65	1.75	624	0.99	41	0.99
Cucumbers		each	213	0.90	309	0.87	64	1.56
Cucumbers	Long Seedless-Greenhouse	per pound	7	1.29				
Greens	Kale	per bunch	423	2.03	642	1.74	575	2.16
Greens	Swiss Chard	per bunch	37	1.55	178	1.68	52	2.12
Lettuce, Iceberg		each	247	2.70	1,367	2.10	804	2.49
Lettuce, Other	Green Leaf	each	128	1.43	29	2.27	799	2.20
Lettuce, Other	Green Leaf	per pound	14	1.49	7	1.49		
Lettuce, Other	Red Leaf	each	128	1.43	29	2.27	799	2.17
Lettuce, Other	Red Leaf	per pound	14	1.49	7	1.49		
Lettuce, Romaine		each	326	1.81	20	1.66	1,000	2.32

Wtd Avg - Simple weighted average



Lettuce, Romaine		per pound	14	1.49				
Lettuce, Romaine	Hearts	3 count package	409	3.38	747	3.12	1,106	3.67
Mushrooms	Portobella	8 oz package	15	2.83				
Mushrooms	Portobella	6 oz package	7	2.99			12	3.78
Mushrooms	White	8 oz package	1,055	2.94	532	2.72	237	2.86
Mushrooms	White	6 oz package	165	3.00	54	2.90		
Onions Green		per bunch	12	0.99	1,192	0.99	47	1.05
Peppers, Bell Type	Green	per pound	6	1.49			192	2.99
Peppers, Bell Type	Green	each	19	0.38	34	0.61	10	0.67
Peppers, Bell Type	Red	per pound	3	1.69			204	3.05
Radishes		per bunch	19	1.99	612	0.99	1	1.49
Salad	Mixed Types	1 lb bag	1,538	4.82	781	4.46	1,517	4.81
Salad	Mixed Types	10 - 12 oz package	286	3.85	116	4.99	91	3.53
Salad	Mixed Types	5 - 9 oz package	2,036	3.12	4,855	3.07	3,970	3.05
Spinach	Flat, Baby Type	10 oz package	75	4.44	39	4.97		
Spinach	Flat, Baby Type	8 oz package	56	3.78			1	2.00
Spinach	Flat, Baby Type	5 - 6 oz package	90	2.60	323	3.13	183	2.95
Squash	Yellow Crookneck/Straightneck	per pound	12	2.49	168	1.49	59	1.49
Squash	Zucchini	per pound	168	1.75	180	1.59	398	1.67
Sweet Potatoes		per pound	12	1.87	97	1.99		
Tomatoes	Vine Ripe - Heirloom Varieties	per pound	253	3.28	483	4.01	143	4.51
Tomatoes	Vine Ripes, On The Vine-Greenhouse	per pound	186	2.16	354	2.60	1,746	2.62
Tomatoes, Cherry		1 pint package	159	3.10	79	3.22	328	2.95
Tomatoes, Grape Type		1 pint package	1,912	2.48	215	2.77	1,914	2.89
Tomatoes, Plum Type	Roma	per pound	6	1.48	281	2.56	451	2.44

OTHER SPECIALTY CROPS ITEMS

Commodity	Variety	Unit	THIS WEEK		LAST WEEK		LAST YEAR	
			Stores With Ads	Wtd Avg Price	Stores With Ads	Wtd Avg Price	Stores With Ads	Wtd Avg Price
Hemp Protein		16 oz package	161	14.10	135	15.10		
Hemp Seeds-Shelled		7 oz package	133	10.06	53	10.29		
Hemp Seeds-Shelled		8 oz package	31	7.99	177	7.99		
ORGANIC								
Hemp (Seeds) Oil		8 oz	31	5.99				
Hemp Protein		16 oz package	265	16.73	93	14.75		
Hemp Seeds-		4 oz package	104	4.99	104	4.99		

Wtd Avg - Simple weighted average



Shelled								
Hemp Seeds-Shelled		7 oz package	31	7.49				
Hemp Seeds-Shelled		8 oz package	31	10.99	31	10.99		
Hemp Seeds-Shelled		12 oz package	135	12.93	135	13.22		
Hemp Seeds-Shelled		16 oz package	31	14.99	31	14.99		
SEASONAL ITEMS								
Commodity	Variety	Unit	THIS WEEK		LAST WEEK		LAST YEAR	
			Stores With Ads	Wtd Avg Price	Stores With Ads	Wtd Avg Price	Stores With Ads	Wtd Avg Price
Chayote		per pound	8	0.49	23	0.50	27	0.54
Chayote		each	11	0.25	58	0.62	103	0.33
Gladiola		bunched 10s	19	2.99	186	3.99	61	4.70
Gladiola		bunched 5s	18	3.55	238	4.72	52	2.95
Potted Plants	Chrysanthemum	6 inch pot	91	9.61			35	9.33
Rose, Hybrid Tea		bunched 12s	730	9.72	2,308	6.77	1,906	7.56



REGIONAL DETAILS

Commodity Variety	Unit	NORTHEAST U.S.				SOUTHEAST U.S.				MIDWEST U.S.			
		Price Range	Stores with Ads	Wtd Avg Price	% Marked Local	Price Range	Stores with Ads	Wtd Avg Price	% Marked Local	Price Range	Stores with Ads	Wtd Avg Price	% Marked Local
FRUITS													
Apples Braeburn	per pound									0.89-1.69	99	1.49	
Apples Fuji	per pound	0.88-1.49	32	1.45		0.97-1.48	31	1.26		0.69-1.48	366	1.34	
Apples Fuji	3 lb bag					2.99	16	2.99					
Apples Gala	per pound	1.29-1.49	155	1.48		1.49-1.59	54	1.49		0.79-1.69	590	1.25	
Apples Gala	3 lb bag	2.99-4.99	399	4.44		2.99-3.99	1,032	3.05					
Apples Gala	2 lb bag					2.50	8	2.50					
Apples Golden Delicious	per pound					1.48	8	1.48		0.99-1.48	200	1.46	
Apples Golden Delicious	3 lb bag					2.99	16	2.99					
Apples Golden Delicious	2 lb bag					2.50	8	2.50					
Apples Granny Smith	per pound	1.49	52	1.49		0.79-1.49	260	1.42		0.79-1.49	42	1.01	
Apples Granny Smith	3 lb bag	4.99	255	4.99		3.99	5	3.99					
Apples Granny Smith	2 lb bag					2.50	8	2.50					
Apples Honeycrisp	per pound									2.49	116	2.49	
Apples Jonagold	per pound									0.79-0.99	29	0.90	
Apples McIntosh	3 lb bag					2.99	11	2.99					
Apples Pink Lady/Cripps Pink	per pound					1.49	10	1.49		0.99-1.29	33	1.08	
Apples Pink Lady/Cripps Pink	3 lb bag	3.99	70	3.99		2.99	16	2.99					
Apples Red Delicious	per pound	0.99-1.49	130	1.21		0.79-1.29	46	1.05		0.99-1.49	25	1.07	
Apples Red Delicious	3 lb bag	4.99	255	4.99		2.99-3.99	75	3.84					
Apples Red Delicious	2 lb bag					2.50	8	2.50					
Apples, Processed Juice	64 oz (1/2 gallon)	0.99-2.67	397	2.12		1.00-2.50	370	1.94		0.88-3.00	764	2.20	
Apples, Processed Juice	128 oz (1 gallon)	3.99-4.99	292	4.86		3.99	2	3.99					
Apples, Processed Juice Marked Cider	64 oz (1/2 gallon)					1.29	5	1.29		0.88-0.99	15	0.98	
Apricots	per pound	2.99	8	2.99									
Avocados Hass	each	0.59-1.67	1,346	1.09		0.49-1.25	1,217	0.83		0.49-1.67	820	0.90	
Avocados Various Greenskin Varieties	each	1.66-1.99	214	1.70		0.58-1.67	33	1.08		0.99-1.00	126	0.99	
Avocados Various Greenskin Varieties	per pound					0.34	34	0.34					
Bananas	per pound	0.49-0.69	184	0.54		0.25-0.59	79	0.44		0.33-0.59	55	0.44	

Wtd Avg - Simple weighted average



Commodity Variety	Unit	NORTHEAST U.S.				SOUTHEAST U.S.				MIDWEST U.S.			
		Price Range	Stores with Ads	Wtd Avg Price	% Marked Local	Price Range	Stores with Ads	Wtd Avg Price	% Marked Local	Price Range	Stores with Ads	Wtd Avg Price	% Marked Local
Blueberries	6 oz package									2.50-2.99	64	2.66	
Blueberries	1 pint package	1.25-3.99	945	2.51		1.25-3.34	870	1.91		1.18-3.49	905	2.16	16
Blueberries	18 oz package					2.99	109	2.99		3.99-4.88	218	4.77	
Cantaloups	each	1.50-3.49	1,325	2.50	2	1.50-2.99	1,052	2.37		1.50-3.99	1,342	2.63	11
Cantaloups	per pound									0.66-0.68	152	0.68	
Cherries Red Varieties	per pound	2.99-4.99	316	4.74		1.95-3.99	1,624	3.81		2.47-4.99	1,226	3.86	1
Clementines	3 lb bag	3.99-5.99	352	4.26		4.99	2	4.99		2.99-5.99	97	5.27	
Clementines	2 lb bag	3.97-4.99	23	4.19		5.00	43	5.00		2.50-3.99	35	3.73	
Cranberries	12 oz bag	3.99	22	3.99									
Fruit, Other Cactus Pears	each									0.25	15	0.25	
Grapefruit Red	each	1.25-1.29	85	1.28									
Grapes Black Seedless	per pound	1.48-2.49	691	1.83		0.78-2.49	693	1.23		0.97-2.99	1,231	1.87	
Grapes Red Globe	per pound					1.78-1.88	77	1.86					
Grapes Red Seedless	per pound	0.99-2.99	1,569	1.89		0.78-2.99	2,406	1.57		0.77-2.99	2,227	1.80	
Grapes White Seedless Type	per pound	0.99-2.99	1,536	1.77		0.78-2.49	2,332	1.55		0.77-2.99	2,488	1.62	
Honeydews	each	2.99-4.98	460	3.28		2.99-4.99	85	3.84		1.99-3.99	133	2.48	
Honeydews	per pound									0.66	30	0.66	
Kiwifruit Hayward	each	0.33-0.50	137	0.47		0.50	2	0.50					
Lemons	each	0.25-0.79	758	0.51		0.50-0.69	2,100	0.59		0.25-2.00	262	0.82	
Lemons	per pound									0.99	6	0.99	
Lemons	2 lb bag	3.49-3.99	282	3.92		1.99-3.99	42	2.09		2.00	9	2.00	
Limes	each	0.12-0.67	468	0.36		0.16-0.33	378	0.31		0.33-2.00	163	0.96	
Mangoes	each	0.59-1.50	1,028	1.00		0.49-1.29	1,017	0.90		0.49-1.00	627	0.85	
Misc Berries Blackberries	5.6 - 6 oz package	2.50-3.34	1,017	2.93		0.99-3.34	1,800	1.57		2.50-3.00	826	2.57	3
Nectarines Various White Flesh Varieties	per pound	1.49-2.99	407	1.92	2	0.88-1.99	305	0.97		0.77-2.99	1,261	1.47	
Nectarines Various Yellow Flesh Varieties	per pound	0.99-2.99	1,521	2.02	1	0.88-1.99	3,092	1.59		0.77-2.99	2,311	1.27	
Oranges Navel	each	0.33-1.50	375	0.97		0.33-1.25	920	0.78		0.69-1.25	233	0.98	
Oranges Navel	per pound									0.77-1.49	55	1.01	
Oranges Navel	3 lb bag	4.99-5.00	101	4.99		2.95-5.49	675	3.91		2.99-4.99	344	3.55	
Oranges Navel	4 lb bag					4.99	5	4.99		3.99	233	3.99	
Oranges Valencia	each	0.50	28	0.50									
Oranges Valencia	4 lb bag					2.50-3.99	269	2.88		3.99	8	3.99	

Wtd Avg - Simple weighted average



Commodity Variety	Unit	NORTHEAST U.S.				SOUTHEAST U.S.				MIDWEST U.S.			
		Price Range	Stores with Ads	Wtd Avg Price	% Marked Local	Price Range	Stores with Ads	Wtd Avg Price	% Marked Local	Price Range	Stores with Ads	Wtd Avg Price	% Marked Local
Papaya Maradol/Tainung Types	per pound	0.99	9	0.99		0.89	2	0.89		0.89	15	0.89	
Peaches Various White Flesh Varieties	per pound	1.79-2.99	535	2.01		0.98-1.99	57	1.44		0.77-2.99	962	1.47	
Peaches Various Yellow Flesh Varieties	per pound	0.89-2.99	2,138	1.78	6	0.88-1.99	2,807	1.48	1	0.69-2.99	3,065	1.29	1
Pears Bartlett	per pound	1.39-1.79	64	1.56		1.49-1.79	241	1.77		1.00-1.99	316	1.61	
Pears D'Anjou	per pound	1.29-1.49	135	1.40									
Pineapples	each	1.99-2.99	382	2.63		1.99-2.99	1,109	2.58		1.77-3.00	359	2.06	
Plums	per pound	0.99-3.99	1,771	2.18		0.88-2.49	3,754	1.72		0.77-2.99	1,446	1.51	
Plums Interspecific Type	per pound	1.99-2.99	264	2.35		0.50-1.99	291	0.56		0.50-2.99	270	2.11	
Raspberries Red	6 oz package	2.50-3.34	781	2.92		2.50-3.34	773	2.62		2.50-2.99	472	2.52	
Strawberries	1 lb package	3.00-3.99	689	3.31		2.00-3.34	773	2.82		2.50-3.00	237	2.54	
Strawberries	2 lb package	5.99	21	5.99		3.99	109	3.99					
Tangerines	3 lb bag	3.99-4.88	27	4.62		2.99-5.99	206	4.43		2.99-3.99	628	3.50	
Tangerines	2 lb bag	1.88	175	1.88		2.50-5.00	74	3.95					
Tangerines	each	0.80	22	0.80		0.25	46	0.25					
Tangelos	per pound	0.99-1.28	12	1.04						0.99-1.29	17	1.10	
Tangelos	3 lb bag	4.99	255	4.99									
Watermelons Red Flesh Seeded Type	each	6.99	38	6.99		6.99	14	6.99		3.99-5.99	201	5.84	
Watermelons Red Flesh Seeded Type	per pound	0.29	6	0.29						0.29	7	0.29	100
Watermelons Red Flesh Seedless Miniature	each	2.50	123	2.50		3.88	9	3.88		1.99-3.99	111	2.60	
Watermelons Red Flesh Seedless Type	each	2.99-5.00	1,561	4.33		2.99-5.28	839	4.06		2.88-5.99	2,277	4.27	15
Watermelons Red Flesh Seedless Type	per pound	0.39-0.99	134	0.53									

FRUITS - ORGANIC

Apples Fuji	per pound					1.69	7	1.69					
Apples Fuji	5 lb bag	4.99	22	4.99									
Apples Gala	per pound	1.99	10	1.99						0.99	186	0.99	
Apples Gala	3 lb bag	4.99	14	4.99									
Apples Granny Smith	per pound	2.49	255	2.49									
Apples Pink Lady/Cripps Pink	per pound					2.49	26	2.49					

Wtd Avg - Simple weighted average



Commodity Variety	Unit	NORTHEAST U.S.				SOUTHEAST U.S.				MIDWEST U.S.			
		Price Range	Stores with Ads	Wtd Avg Price	% Marked Local	Price Range	Stores with Ads	Wtd Avg Price	% Marked Local	Price Range	Stores with Ads	Wtd Avg Price	% Marked Local
Apples Pink Lady/Cripps Pink	3 lb bag	4.99	8	4.99									
Apples, Processed Juice	64 oz (1/2 gallon)	2.50	80	2.50									
Avocados Hass	each	1.50-2.00	139	1.99					2.00	127	2.00		
Bananas	per pound	0.58-0.99	63	0.75		0.69	263	0.69	0.59-0.79	254	0.60		
Blueberries	6 oz package	5.00	179	5.00		3.00	31	3.00	2.99	7	2.99		
Blueberries	1 pint package	3.49-4.99	342	4.03		3.99	63	3.99	3.99	11	3.99		
Blueberries	18 oz package								4.99	8	4.99		
Cantaloups	each	2.99-4.00	278	3.74		2.99	51	2.99	2.99	96	2.99		
Grapes Black Seedless	per pound					1.99	396	1.99	1.97-3.49	77	2.13		
Grapes Red Seedless	per pound	2.99-3.99	914	3.01		1.99-2.99	1,820	2.72	1.97-3.49	328	2.69		
Grapes White Seedless Type	per pound	2.49-3.99	1,040	2.96		1.99-2.99	1,820	2.70	1.69-3.49	440	2.60		
Honeydews	each	5.99	56	5.99									
Kiwifruit Hayward	1 lb bag	3.99	8	3.99					3.49	50	3.49		
Mangoes	each	1.67-2.00	63	1.97		1.00	31	1.00					
Misc Berries Blackberries	5.6 - 6 oz package	2.99-5.00	328	4.51		3.00	31	3.00	2.99	7	2.99		
Nectarines Various Yellow Flesh Varieties	per pound	2.99-3.49	231	3.14		1.99	279	1.99	1.98-3.49	956	2.04		
Oranges Valencia	4 lb bag					3.98	31	3.98					
Peaches Various Yellow Flesh Varieties	per pound	2.99-3.49	231	3.14		1.99	279	1.99	0.99-3.99	1,153	1.87		
Pears Bartlett	per pound	1.69	40	1.69		1.69	64	1.69	1.69-2.28	21	1.97		
Plums	per pound					1.99	279	1.99	1.98-2.29	774	1.99		
Plums Interspecific Type	per pound	2.99	16	2.99									
Raspberries Red	6 oz package	4.99-5.00	249	5.00		2.50-3.00	94	2.66	2.99	28	2.99		
Strawberries	1 lb package	3.99-5.00	385	4.64		3.99	26	3.99					
Watermelons Red Flesh Seedless Miniature	each	5.99	70	5.99									

ONIONS AND POTATOES

Onions, Dry Red	per pound	0.99-1.49	102	1.34		0.99	43	0.99	0.69-0.99	352	0.94		
Onions, Dry Red	2 lb bag					1.50	16	1.50	1.79-2.00	27	1.91		
Onions, Dry White	per pound	0.99	21	0.99		0.69	8	0.69	0.48-0.99	236	0.94		
Onions, Dry White	2 lb bag					1.50	16	1.50	2.00	15	2.00		
Onions, Dry Yellow	per pound	0.79-0.99	167	0.89		0.79-1.25	63	0.95	0.48-1.29	38	0.69		

Wtd Avg - Simple weighted average



Commodity Variety	Unit	NORTHEAST U.S.				SOUTHEAST U.S.				MIDWEST U.S.			
		Price Range	Stores with Ads	Wtd Avg Price	% Marked Local	Price Range	Stores with Ads	Wtd Avg Price	% Marked Local	Price Range	Stores with Ads	Wtd Avg Price	% Marked Local
Onions, Dry Yellow	2 lb bag	1.69-1.99	77	1.79		1.00-1.50	152	1.05		1.49	4	1.49	
Onions, Dry Yellow	3 lb bag	1.99-2.50	390	2.42		1.99-2.50	329	2.11		2.50	6	2.50	
Onions, Dry Yellow Marked Sweet	per pound	0.99-1.29	542	1.16	6	0.79-1.29	281	1.12		0.79-1.39	315	1.11	
Onions, Dry Yellow Marked Sweet	3 lb bag					3.28	30	3.28					
Onions, Dry Yellow Marked Sweet	5 lb bag	3.99	123	3.99						3.29	233	3.29	
Potatoes Round Red	per pound	1.29-1.49	53	1.41		0.88-0.99	48	0.92		0.97-0.99	25	0.98	
Potatoes Round Red	3 lb bag					2.99	10	2.99		2.99-3.49	15	3.35	67
Potatoes Round Red	5 lb bag	2.99	25	2.99		2.29-3.00	240	2.88		2.99-3.99	74	3.90	
Potatoes Round White	3 lb bag					2.00	68	2.00					
Potatoes Round White	5 lb bag	2.50-3.00	361	2.96	19	2.99	15	2.99					
Potatoes Russet	per pound	0.88-1.29	205	1.12		0.88-0.99	1,668	0.99		0.79	36	0.79	
Potatoes Russet	5 lb bag	2.00-3.99	431	3.12		2.49-3.00	385	2.62		0.99-2.50	230	2.33	
Potatoes Russet	10 lb bag					2.99-3.99	129	3.28		3.99	11	3.99	
Potatoes Yellow Type	per pound	1.29	21	1.29		0.88-0.99	38	0.90					
Potatoes Yellow Type	5 lb bag	2.99	74	2.99		2.99	957	2.99		2.49-3.99	25	2.91	
ONIONS AND POTATOES - ORGANIC													
Onions, Dry Red	per pound	1.29	40	1.29						1.29	11	1.29	
Onions, Dry Yellow	3 lb bag	3.99	49	3.99									
Potatoes Round Red	3 lb bag	3.99	30	3.99									
VEGETABLES													
Artichokes	each	1.50-2.49	281	1.73									
Asparagus Green	per pound	1.99-3.99	485	2.64		2.68-4.98	1,526	3.25		1.88-3.49	276	3.16	
Beans Round Green Type	per pound	0.99-1.99	279	1.42	19	0.98-1.49	1,053	1.46	1	0.99-1.99	989	1.31	35
Broccoli	per pound	1.49	6	1.49						0.58-1.69	16	1.11	
Broccoli	per bunch	0.99-2.50	114	1.96		2.50	518	2.50		0.79-2.50	29	1.82	
Broccoli Crown Cut	per pound	0.97-1.99	864	1.57	22	0.99-1.99	269	1.57		0.69-1.49	190	1.33	
Brussels Sprouts	per pound	2.49-2.99	293	2.93									
Beets	per bunch	1.50-1.99	16	1.71	56								
Cabbage Red Type	per pound	0.59	255	0.59									
Cabbage Round Green Type	per pound	0.49-0.89	996	0.70	18	0.48-0.69	136	0.56	1	0.29-0.88	700	0.64	18
Carrots	per pound									0.48	8	0.48	

Wtd Avg - Simple weighted average



Commodity Variety	Unit	NORTHEAST U.S.				SOUTHEAST U.S.				MIDWEST U.S.			
		Price Range	Stores with Ads	Wtd Avg Price	% Marked Local	Price Range	Stores with Ads	Wtd Avg Price	% Marked Local	Price Range	Stores with Ads	Wtd Avg Price	% Marked Local
Carrots	2 lb bag	0.99	22	0.99		0.99	220	0.99		0.99	19	0.99	
Carrots	per bunch	0.67	8	0.67									
Carrots Baby Peeled	1 lb bag	0.88-1.69	490	1.19		0.88-1.50	497	1.01		0.89-1.50	155	1.02	
Carrots Baby Peeled	2 lb bag	2.99	175	2.99		2.00-2.50	561	2.46		1.50-2.50	502	2.12	
Cauliflower	each	2.49-3.99	386	2.91		2.50-3.99	606	2.59		1.98-2.99	97	2.51	
Cauliflower	per pound									0.69-1.49	171	1.30	
Celery	each	0.99-1.69	200	1.27		0.99-1.69	991	1.20		0.78-1.79	218	1.31	4
Celery Hearts	each	1.99-2.99	178	2.97									
Cilantro	per bunch	0.99-1.17	369	1.12		0.34-0.58	98	0.38		0.25-0.99	251	0.37	
Corn-Sweet	each	0.20-0.80	1,635	0.45	26	0.13-0.59	1,091	0.34		0.25-0.75	1,589	0.40	13
Cucumbers	each	0.34-0.99	1,165	0.64	23	0.20-0.99	2,015	0.59		0.33-1.29	1,430	0.94	15
Cucumbers	per pound					0.99	34	0.99					
Cucumbers Long Seedless-Greenhouse	each	0.99-2.00	1,030	1.39		0.99-1.29	483	1.22		0.88-1.50	421	0.95	
Eggplant	per pound	0.99-1.79	777	1.56	7					0.99-1.59	167	1.08	91
Eggplant	each									1.50-1.78	243	1.51	4
Garlic	per sleeve	1.50-1.99	292	1.93		1.50	2	1.50		0.99	51	0.99	
Greens Collard	per bunch					2.99	42	2.99		1.25	45	1.25	78
Greens Collard	per pound									0.69-0.99	195	0.98	
Greens Collard	1 lb bag					2.48	59	2.48		2.50	6	2.50	
Greens Kale	per bunch	0.99-1.69	96	1.15						0.99-1.49	115	1.10	14
Greens Kale	per pound	0.99	16	0.99						0.69-1.49	15	1.01	
Greens Mustard	per bunch									1.25	45	1.25	78
Greens Mustard	per pound									0.69-0.99	195	0.98	
Greens Swiss Chard	per bunch									1.25	7	1.25	100
Greens Swiss Chard	per pound	0.99	9	0.99	100								
Greens Turnip Tops	per bunch									1.25	45	1.25	78
Greens Turnip Tops	per pound									0.69-0.99	195	0.98	
Lettuce, Iceberg	each	0.99-1.49	798	1.13		0.89-1.50	1,320	0.93		0.99-1.69	69	1.40	
Lettuce, Other Green Leaf	each	3.00	13	3.00						0.99-1.29	29	1.08	31
Lettuce, Other Green Leaf	per pound	0.99-1.99	493	1.20	39	0.99	10	0.99		0.99-1.49	467	1.19	50
Lettuce, Other Red Leaf	each	3.00	13	3.00						0.99-1.29	29	1.08	31
Lettuce, Other	per pound	0.99-1.99	493	1.20	39	0.99	10	0.99		0.99-	456	1.19	51

Wtd Avg - Simple weighted average



Commodity Variety	Unit	NORTHEAST U.S.				SOUTHEAST U.S.				MIDWEST U.S.			
		Price Range	Stores with Ads	Wtd Avg Price	% Marked Local	Price Range	Stores with Ads	Wtd Avg Price	% Marked Local	Price Range	Stores with Ads	Wtd Avg Price	% Marked Local
Red Leaf										1.49			
Lettuce, Romaine	each	0.99-1.00	55	1.00	100					0.99	8	0.99	
Lettuce, Romaine	per pound	0.99-1.69	453	1.11	39	0.99	10	0.99		0.99	233	0.99	100
Lettuce, Romaine Hearts	3 count package	2.50-3.99	256	3.01		2.99-3.99	55	3.56					
Mushrooms Portobella	8 oz package	1.99	267	1.99		2.50	11	2.50		2.50-2.99	13	2.73	
Mushrooms Portobella	6 oz package	2.50-2.99	266	2.97						2.99-3.00	23	3.00	
Mushrooms White	per pound	2.49	22	2.49									
Mushrooms White	8 oz package	0.97-2.50	878	1.54		0.99-1.99	438	1.17		1.00-2.50	666	2.02	
Mushrooms White	6 oz package					1.50	7	1.50					
Onions Green	per bunch	0.40-0.99	385	0.67	45	0.50-0.99	965	0.99		0.33-0.59	162	0.53	
Peppers, Bell Type Green	per pound	0.34-1.99	640	1.23	13	0.69-1.69	10	0.89		0.79-1.49	205	1.31	16
Peppers, Bell Type Green	each	0.79-1.00	337	0.93	56	0.34-0.88	1,718	0.74		0.49-1.00	680	0.83	21
Peppers, Bell Type Orange	per pound	1.99-3.99	190	3.92						1.99	64	1.99	
Peppers, Bell Type Orange	each	1.25	190	1.25						0.99-1.50	232	1.09	
Peppers, Bell Type Orange-Greenhouse	per pound	3.49	8	3.49									
Peppers, Bell Type Orange-Greenhouse	each					1.49	7	1.49		1.50	122	1.50	
Peppers, Bell Type Red	per pound	1.49-3.99	439	3.28		0.98-1.29	56	1.10		0.99-2.49	343	2.27	
Peppers, Bell Type Red	each	1.25	190	1.25						0.50-1.50	247	1.06	
Peppers, Bell Type Red-Greenhouse	per pound	3.49	8	3.49									
Peppers, Bell Type Red-Greenhouse	each					1.49	7	1.49		1.50	122	1.50	
Peppers, Bell Type Yellow	per pound	1.99-3.99	190	3.92						1.99	76	1.99	
Peppers, Bell Type Yellow	each	1.25	190	1.25						0.99-1.50	232	1.09	
Peppers, Bell Type Yellow-Greenhouse	per pound	3.49	8	3.49									
Peppers, Bell Type Yellow-Greenhouse	each					1.49	7	1.49		1.50	122	1.50	
Peppers, Other Jalapeno	per pound	1.29	8	1.29						0.69-1.08	67	0.88	60
Peppers, Other Mixed Mini Sweet Types	1 lb package									2.99	11	2.99	
Peppers, Other Serrano	per pound									0.79	12	0.79	
Radishes	per bunch	0.99	262	0.99	89					0.66-1.49	175	1.23	9
Radishes	6 oz film bags	0.50	9	0.50									
Radishes	1 lb bag									1.79-1.99	131	1.97	
Salad Mixed Types	1 lb bag	2.00-3.99	193	3.80		2.00	43	2.00					
Salad Mixed Types	10 - 12 oz package	1.99-3.50	773	2.49		1.25-2.50	116	1.60		0.98-2.88	602	2.00	
Salad	5 - 9 oz	1.99-2.50	580	2.37		1.25-2.00	26	1.54		0.99-	550	2.11	

Wtd Avg - Simple weighted average



Commodity Variety	Unit	NORTHEAST U.S.				SOUTHEAST U.S.				MIDWEST U.S.			
		Price Range	Stores with Ads	Wtd Avg Price	% Marked Local	Price Range	Stores with Ads	Wtd Avg Price	% Marked Local	Price Range	Stores with Ads	Wtd Avg Price	% Marked Local
Mixed Types	package									2.88			
Spinach	per bunch	2.99	33	2.99						0.75-0.99	42	0.88	
Spinach Flat, Baby Type	1 lb package	2.00	28	2.00		2.00	43	2.00					
Spinach Flat, Baby Type	8 oz package	1.88	175	1.88		1.99	14	1.99		1.50-2.50	168	1.67	
Spinach Flat, Baby Type	9 oz package									1.99	3	1.99	
Spinach Flat, Baby Type	5 - 6 oz package	2.88	24	2.88						1.99-2.50	27	2.31	
Squash Acorn	per pound	0.59	9	0.59	100								
Squash Butternut	per pound					0.99	35	0.99					
Squash Grey	per pound									0.79	8	0.79	
Squash Spaghetti	per pound					0.99	35	0.99					
Squash Yellow Crookneck/Straightneck	per pound	0.79-1.99	1,273	1.55	23	0.78-1.69	327	1.22	28	0.79-1.79	848	1.29	51
Squash Zucchini	per pound	0.79-1.99	1,233	1.54	26	0.78-1.69	369	1.25	25	0.49-1.79	878	1.27	51
Sweet Potatoes	per pound	0.69-0.99	185	0.96		0.34-0.99	680	0.93		0.79	30	0.79	
Tomatoes	per pound	0.99-3.00	295	2.55		0.99-1.79	1,192	1.67	9	0.99-2.79	182	1.65	89
Tomatoes Vine Ripe - Heirloom Varieties	per pound					1.78	200	1.78					
Tomatoes Vine Ripes	per pound	1.49-1.99	371	1.85	65	0.95-1.99	796	1.39	2	1.29-2.99	146	1.74	13
Tomatoes Vine Ripes-Greenhouse	per pound	1.99	8	1.99		1.68	8	1.68		1.99	25	1.99	
Tomatoes Vine Ripes, On The Vine-Greenhouse	per pound	1.49-2.99	282	2.01	6	0.95-1.99	487	1.35		1.99-2.99	41	2.55	
Tomatoes, Cherry	1 pint package	2.50	267	2.50									
Tomatoes, Grape Type	1 pint package	0.99-2.99	929	2.23	3	1.49-2.50	1,631	1.84		1.68-2.50	179	2.07	
Tomatoes, Grape Type	10 oz package	2.50-3.00	195	2.51						2.00-3.99	208	3.83	
Tomatoes, Plum Type Roma	per pound	0.99-1.99	387	1.19		0.95-1.99	206	1.19		0.48-1.49	530	1.08	7
Tomatillos	per pound	1.49	21	1.49						0.69-0.79	39	0.72	
Vegetables Other Cactus Leaf (Nopales)	per pound									0.49-0.69	22	0.55	
VEGETABLES - ORGANIC													
Bok Choy	per pound					1.99	26	1.99					
Broccoli	per bunch	1.99-3.49	63	2.93						3.49	7	3.49	
Broccoli Baby Hybrid Type	per bunch									2.00	50	2.00	
Beets	per bunch	2.50-2.99	56	2.93		1.50	31	1.50					
Carrots	1 lb bag	0.79	80	0.79									

Wtd Avg - Simple weighted average



Commodity Variety	Unit	NORTHEAST U.S.				SOUTHEAST U.S.				MIDWEST U.S.			
		Price Range	Stores with Ads	Wtd Avg Price	% Marked Local	Price Range	Stores with Ads	Wtd Avg Price	% Marked Local	Price Range	Stores with Ads	Wtd Avg Price	% Marked Local
Carrots	per bunch	2.50	28	2.50									
Carrots Baby Peeled	1 lb bag	1.88-2.50	318	2.45						1.50-2.00	398	1.84	
Cauliflower	each	3.99	56	3.99						1.99-3.49	10	3.04	
Celery	each	2.49-2.99	144	2.96						1.49	7	1.49	
Celery Hearts	each	1.99-3.99	74	3.02									
Cilantro	per bunch	2.00	49	2.00									
Cucumbers	each									0.39-0.50	21	0.47	
Cucumbers Long Seedless-Greenhouse	per pound									1.29	7	1.29	
Greens Kale	per bunch	2.50	262	2.50						0.99	3	0.99	
Lettuce, Iceberg	each	2.49-2.79	247	2.70									
Lettuce, Other Green Leaf	each									0.99	69	0.99	
Lettuce, Other Green Leaf	per pound									1.49	14	1.49	
Lettuce, Other Red Leaf	each									0.99	69	0.99	
Lettuce, Other Red Leaf	per pound									1.49	14	1.49	
Lettuce, Romaine	each									0.99	69	0.99	
Lettuce, Romaine	per pound									1.49	14	1.49	
Lettuce, Romaine Hearts	3 count package	2.99-3.99	166	3.81		2.99	220	2.99					
Mushrooms Portobella	6 oz package	2.99	7	2.99									
Mushrooms White	8 oz package	1.99-2.99	392	2.93						2.50	19	2.50	
Mushrooms White	6 oz package	2.99	49	2.99									
Peppers, Bell Type Green	per pound									1.49	6	1.49	
Peppers, Bell Type Red	per pound									1.69	3	1.69	
Salad Mixed Types	1 lb bag	3.99	267	3.99		5.00	43	5.00		3.00-5.00	95	4.94	
Salad Mixed Types	10 - 12 oz package	2.50-6.00	237	3.68						3.99-4.99	36	4.55	
Salad Mixed Types	5 - 9 oz package	2.50-3.99	693	3.07		1.99-3.99	255	3.26		2.50-3.99	555	3.03	
Spinach Flat, Baby Type	10 oz package									3.99-4.99	75	4.44	
Spinach Flat, Baby Type	8 oz package									4.99	11	4.99	
Spinach Flat, Baby Type	5 - 6 oz package	2.50	72	2.50									
Squash Yellow Crookneck/Straightneck	per pound									2.99	6	2.99	100
Squash Zucchini	per pound	1.99	30	1.99		1.99	63	1.99		0.49-2.99	42	1.10	14
Sweet Potatoes	per pound	1.69-1.99	12	1.87									
Tomatoes Vine Ripe - Heirloom	per pound					3.99	38	3.99					

Wtd Avg - Simple weighted average



Commodity Variety	Unit	NORTHEAST U.S.				SOUTHEAST U.S.				MIDWEST U.S.			
		Price Range	Stores with Ads	Wtd Avg Price	% Marked Local	Price Range	Stores with Ads	Wtd Avg Price	% Marked Local	Price Range	Stores with Ads	Wtd Avg Price	% Marked Local
Varieties													
Tomatoes Vine Ripes, On The Vine-Greenhouse	per pound					2.49	65	2.49					
Tomatoes, Cherry	1 pint package					2.99	63	2.99					
Tomatoes, Grape Type	1 pint package	2.19-3.99	356	2.90		2.19-3.99	959	2.19		1.50-2.50	240	2.47	

OTHER SPECIALTY CROPS ITEMS

Hemp Protein	16 oz package	14.99	40	14.99		11.61	31	11.61		14.99	11	14.99	
Hemp Seeds-Shelled	7 oz package	9.29	40	9.29		8.49	26	8.49		9.29	11	9.29	
Hemp Seeds-Shelled	8 oz package					7.99	31	7.99					

OTHER SPECIALTY CROPS ITEMS - ORGANIC

Hemp Protein	16 oz package	16.99	40	16.99		13.59-16.99	89	16.03		16.99	61	16.99	
Hemp (Seeds) Oil	8 oz					5.99	31	5.99					
Hemp Seeds-Shelled	4 oz package	4.99	40	4.99						4.99	11	4.99	
Hemp Seeds-Shelled	7 oz package					7.49	31	7.49					
Hemp Seeds-Shelled	8 oz package					10.99	31	10.99					
Hemp Seeds-Shelled	12 oz package	12.99	40	12.99		12.74	31	12.74		12.99	11	12.99	
Hemp Seeds-Shelled	16 oz package					14.99	31	14.99					

SEASONAL ITEMS

Chayote	per pound									0.49	8	0.49	
Gladiola	bunched 10s									2.99	19	2.99	
Gladiola	bunched 5s									4.99	5	4.99	
Potted Plants Chrysanthemum	6 inch pot	8.99	33	8.99		10.99	43	10.99		6.99	15	6.99	
Rose, Hybrid Tea	bunched 12s	9.99	30	9.99		9.99	109	9.99		6.00-10.99	155	6.91	

Commodity Variety	Unit	SOUTH CENTRAL U.S.				SOUTHWEST U.S.				NORTHWEST U.S.			
		Price Range	Stores with Ads	Wtd Avg Price	% Marked Local	Price Range	Stores with Ads	Wtd Avg Price	% Marked Local	Price Range	Stores with Ads	Wtd Avg Price	% Marked Local

FRUITS

Wtd Avg - Simple weighted average



Commodity Variety	Unit	SOUTH CENTRAL U.S.				SOUTHWEST U.S.				NORTHWEST U.S.			
		Price Range	Stores with Ads	Wtd Avg Price	% Marked Local	Price Range	Stores with Ads	Wtd Avg Price	% Marked Local	Price Range	Stores with Ads	Wtd Avg Price	% Marked Local
Apples Fuji	per pound	0.97-1.48	92	1.19		0.69-2.49	529	1.99		0.99-1.49	31	1.44	
Apples Gala	per pound	1.49	6	1.49		0.37-2.29	323	1.20		1.29	10	1.29	
Apples Gala	2 lb bag					0.99	7	0.99					
Apples Golden Delicious	per pound	1.48	40	1.48									
Apples Granny Smith	per pound	0.25-0.97	56	0.85		0.69-2.29	123	2.17		0.59-0.99	29	0.67	
Apples Honeycrisp	per pound					2.99	113	2.99		1.99	9	1.99	100
Apples Pink Lady/Cripps Pink	per pound	0.99	145	0.99		0.98-2.99	259	1.86					
Apples Red Delicious	per pound	0.97-1.19	95	1.00		0.99-2.29	299	1.51		1.49	28	1.49	
Apples, Processed Juice	64 oz (1/2 gallon)	0.99-2.50	494	1.24		0.99-2.99	941	1.55		0.99-2.50	315	1.60	
Apples, Processed Juice Marked Cider	64 oz (1/2 gallon)	0.99	8	0.99						1.49-2.50	253	1.57	
Apricots	per pound									1.99-3.99	38	3.52	24
Avocados Hass	each	0.33-2.00	1,124	0.99		0.25-2.50	1,921	1.56	22	0.50-1.67	119	1.15	
Avocados Various Greenskin Varieties	each	1.67	144	1.67		1.25	54	1.25		1.67	17	1.67	
Bananas	per pound	0.38-0.50	79	0.48		0.33-0.50	88	0.36		0.39-0.59	166	0.57	
Blueberries	6 oz package	1.99	5	1.99		0.99-3.00	335	2.44		1.50-2.50	14	2.14	64
Blueberries	1 pint package	1.49-2.99	365	1.73		1.50-2.50	266	1.97		2.00-3.29	57	2.71	
Blueberries	18 oz package	2.98-4.88	226	3.70		1.88-4.99	735	2.65		2.99-5.00	103	4.17	27
Cantaloups	each	1.50-3.00	423	2.24		0.99-3.00	574	2.15	46	1.50-2.50	169	2.33	21
Cantaloups	per pound	0.50	68	0.50		0.25-1.69	239	0.44	18	0.33-0.79	161	0.62	11
Cherries Red Varieties	per pound	1.99-3.99	512	3.56		1.99-4.99	675	3.60		2.99-4.99	218	3.60	
Clementines	3 lb bag	3.98-4.99	93	4.84		5.99	113	5.99					
Clementines	2 lb bag	2.98-5.00	178	4.93									
Fruit, Other Apple Pears	each					0.50	5	0.50					
Fruit, Other Cactus Pears	per pound					0.49	45	0.49					
Fruit, Other Cactus Pears	each	0.25	17	0.25		0.17-0.25	11	0.21					
Grapes Black Seedless	per pound	0.99-1.99	447	1.66		1.25-2.49	433	1.62	75	0.97-2.49	356	1.91	
Grapes Red Seedless	per pound	0.87-1.99	999	1.52		0.98-2.99	1,662	1.87	25	0.97-2.49	444	1.86	
Grapes White Seedless Type	per pound	0.95-1.99	1,322	1.55		0.99-2.99	1,105	2.11	37	0.97-2.49	434	1.92	
Honeydews	each	1.99-3.99	68	2.65		2.99	113	2.99					
Honeydews	per pound					0.25-1.29	264	0.67	65				
Kiwifruit Hayward	1 lb bag	3.49	116	3.49						3.49	10	3.49	
Lemons	each	0.20-0.50	127	0.26		0.50	113	0.50		0.50-0.69	55	0.53	

Wtd Avg - Simple weighted average



Commodity Variety	Unit	SOUTH CENTRAL U.S.				SOUTHWEST U.S.				NORTHWEST U.S.			
		Price Range	Stores with Ads	Wtd Avg Price	% Marked Local	Price Range	Stores with Ads	Wtd Avg Price	% Marked Local	Price Range	Stores with Ads	Wtd Avg Price	% Marked Local
Limes	each	0.15-0.25	166	0.16		0.10-0.25	222	0.18		0.25	17	0.25	
Limes	per pound					0.69	5	0.69					
Mangoes	each	0.34-1.50	1,202	0.86		0.25-1.50	874	0.90		0.88	8	0.88	
Misc Berries Blackberries	5.6 - 6 oz package	2.50	292	2.50		1.25-3.50	1,078	2.47	14	2.50	79	2.50	
Nectarines Various White Flesh Varieties	per pound	0.77-2.89	640	1.05		0.99-1.99	547	1.38	89	0.88-2.49	251	2.33	
Nectarines Various Yellow Flesh Varieties	per pound	0.77-1.99	987	1.15		0.77-2.49	1,808	1.42	18	0.88-2.49	743	1.50	9
Oranges Navel	each	0.25-0.98	45	0.76		0.64	146	0.64					
Oranges Navel	per pound	0.98-1.49	105	1.01		1.29-1.99	273	1.43		1.69	36	1.69	
Oranges Navel	3 lb bag	3.49-5.49	599	4.06		3.49-3.79	338	3.59		3.49-3.99	17	3.55	
Oranges Navel	4 lb bag	3.89	5	3.89		2.99	5	2.99					
Oranges Valencia	per pound					0.50	30	0.50					
Papaya Maradol/Tainung Types	per pound	0.69-0.99	213	0.88		0.33-1.49	429	0.73		1.49	18	1.49	
Papaya Maradol/Tainung Types	each					2.50	171	2.50					
Papaya Solo Type	each	0.99	9	0.99									
Peaches Various White Flesh Varieties	per pound	0.77-2.89	583	1.30		0.99-2.49	360	1.12	88	0.88-2.49	251	2.33	
Peaches Various Yellow Flesh Varieties	per pound	0.77-2.98	1,909	1.29	5	0.50-2.49	2,153	1.35	23	0.88-2.49	745	1.49	10
Pears Bartlett	per pound	1.39	7	1.39		0.49-1.49	415	1.22		1.28-1.29	31	1.29	
Pears Bosc	per pound					0.69	7	0.69					
Pineapples	each	1.99-3.69	197	2.30		2.50-3.50	270	2.75		2.99	21	2.99	
Pineapples	per pound					0.69-0.99	225	0.92		0.79	20	0.79	
Plums	per pound	0.77-2.49	615	1.35		0.50-1.99	1,575	1.35	20	0.98-1.99	292	1.10	
Plums Interspecific Type	per pound	0.20-1.99	935	1.17		1.49-2.99	594	2.29	97	1.28-2.49	38	2.17	
Raspberries Red	6 oz package	2.50	292	2.50		2.50-3.50	615	2.75	25	2.50	79	2.50	
Strawberries	1 lb package					2.00-4.00	171	2.54		3.78-3.99	152	3.98	
Strawberries	2 lb package					4.99	113	4.99		6.49-7.99	201	7.69	
Tangerines	per pound					0.99-1.50	47	1.43		1.68	8	1.68	
Tangerines	3 lb bag	3.77-5.99	152	4.53		3.99-5.00	64	4.34		3.99	15	3.99	
Tangerines	2 lb bag	2.98	99	2.98									
Watermelons Red Flesh Seeded Type	per pound					0.14	30	0.14		0.48	18	0.48	100
Watermelons	each	1.99	5	1.99		3.99	113	3.99		2.99	121	2.99	

Wtd Avg - Simple weighted average



Commodity Variety	Unit	SOUTH CENTRAL U.S.				SOUTHWEST U.S.				NORTHWEST U.S.			
		Price Range	Stores with Ads	Wtd Avg Price	% Marked Local	Price Range	Stores with Ads	Wtd Avg Price	% Marked Local	Price Range	Stores with Ads	Wtd Avg Price	% Marked Local
Red Flesh Seedless Miniature													
Watermelons Red Flesh Seedless Type	each	2.98-5.99	688	4.40	22	2.49-6.00	757	3.27		2.50-6.99	405	5.28	5
Watermelons Red Flesh Seedless Type	per pound					0.18-0.39	289	0.29		0.25-0.39	93	0.29	69
FRUITS - ORGANIC													
Apples Braeburn	per pound					1.99	4	1.99					
Apples Fuji	per pound	1.79	26	1.79		1.59-3.29	281	2.28					
Apples Gala	per pound	1.48	105	1.48		1.99	4	1.99					
Apples Granny Smith	per pound					1.59	152	1.59					
Apples, Processed Juice	128 oz (1 gallon)					9.99	4	9.99					
Apricots	per pound					3.99	9	3.99					
Avocados Hass	each					0.99-3.00	399	1.78					
Bananas	per pound	0.69	172	0.69		0.99	260	0.99		0.69	146	0.69	
Blueberries	6 oz package	2.98-2.99	237	2.99		2.00-3.99	636	3.16		2.99	232	2.99	
Blueberries	1 pint package	2.50-3.99	51	3.26		3.99	53	3.99					
Blueberries	18 oz package	4.99	154	4.99						4.99-5.99	208	5.98	
Cantaloups	each	2.99	71	2.99		2.99	103	2.99		2.99	19	2.99	
Cantaloups	per pound									0.99	39	0.99	82
Grapes Black Seedless	per pound	1.99-3.49	164	2.42		1.88	317	1.88	100	2.49	21	2.49	
Grapes Red Seedless	per pound	1.99-3.49	274	2.46		1.88-3.99	908	2.31	35	2.49-2.69	55	2.54	
Grapes White Seedless Type	per pound	1.99-3.49	292	2.43		1.88-3.99	995	2.32	32	2.49-2.69	36	2.57	
Mangoes	each					1.25-1.50	24	1.39		1.25	18	1.25	
Misc Berries Blackberries	5.6 - 6 oz package	2.98	99	2.98		3.00	146	3.00					
Nectarines Various White Flesh Varieties	per pound	1.99	24	1.99		1.99-3.99	343	2.14	100				
Nectarines Various Yellow Flesh Varieties	per pound	1.98-2.99	521	2.07		1.99-3.49	798	2.47	40	1.98-2.99	28	2.38	39
Oranges Valencia	4 lb bag					4.99	45	4.99					
Peaches Various White Flesh Varieties	per pound	1.99	24	1.99		1.99	317	1.99	100				
Peaches Various Yellow Flesh Varieties	per pound	1.98-2.99	515	2.06		1.99-3.49	950	2.52	33	1.98-3.28	49	2.77	57
Pears Bartlett	per pound	1.69	26	1.69		1.69-1.99	124	1.74					
Plums	per pound	1.98-1.99	307	1.99		1.99	225	1.99		1.98	2	1.98	

Wtd Avg - Simple weighted average



Commodity Variety	Unit	SOUTH CENTRAL U.S.				SOUTHWEST U.S.				NORTHWEST U.S.			
		Price Range	Stores with Ads	Wtd Avg Price	% Marked Local	Price Range	Stores with Ads	Wtd Avg Price	% Marked Local	Price Range	Stores with Ads	Wtd Avg Price	% Marked Local
Plums Interspecific Type	per pound	1.98-2.48	198	2.00						1.99	9	1.99	
Raspberries Red	6 oz package	2.50-2.99	297	2.94		3.00-3.99	259	3.43					
Strawberries	1 lb package	2.99	172	2.99		3.99-5.49	299	4.03					
Watermelons Red Flesh Seedless Miniature	each					3.50	12	3.50					

ONIONS AND POTATOES

Onions, Dry Red	per pound	0.50-0.99	332	0.91		0.50-1.69	201	1.28		0.99	36	0.99	
Onions, Dry White	per pound	0.49-1.00	301	0.76		0.25-1.69	268	0.93					
Onions, Dry White	2 lb bag					0.89	35	0.89					
Onions, Dry White	3 lb bag					2.49	152	2.49					
Onions, Dry Yellow	per pound	0.44-1.29	270	0.71		0.19-1.99	230	1.19		0.68-0.89	185	0.85	
Onions, Dry Yellow	3 lb bag	1.99	38	1.99									
Onions, Dry Yellow Marked Sweet	per pound	0.77-1.09	205	0.89	9	0.98-1.27	275	1.11		0.78-0.99	128	0.90	55
Potatoes Round Red	per pound	0.99	49	0.99		0.88-1.49	586	0.98		0.69-1.49	69	1.07	
Potatoes Round Red	3 lb bag	2.89	5	2.89									
Potatoes Round Red	5 lb bag	3.99	18	3.99	100					2.98	19	2.98	
Potatoes Round White	per pound	0.89	144	0.89		0.79-0.99	17	0.91					
Potatoes Round White	5 lb bag					1.49	5	1.49					
Potatoes Russet	per pound	0.79-0.99	77	0.92		0.68-0.99	66	0.86		0.68	18	0.68	
Potatoes Russet	5 lb bag	1.69	145	1.69		1.98	146	1.98		1.28-1.99	55	1.40	
Potatoes Russet	10 lb bag	2.77-3.99	147	2.98		2.99	225	2.99		2.99	15	2.99	
Potatoes Yellow Type	per pound					0.88-1.49	541	0.97		1.49	28	1.49	

ONIONS AND POTATOES - ORGANIC

Onions, Dry Red	per pound					1.29	53	1.29		1.29	19	1.29	
Onions, Dry Red	2 lb bag					2.49	171	2.49					
Onions, Dry White	per pound	1.29	45	1.29									
Onions, Dry Yellow Marked Sweet	per pound									1.49	11	1.49	100

VEGETABLES

Artichokes	each	2.50	132	2.50		2.50-3.99	733	3.04		2.00-2.50	177	2.47	
Asparagus Green	per pound	1.98-3.99	44	3.72		2.99-3.99	134	3.87		2.99-3.99	96	3.17	
Beans	per pound	0.88-1.49	227	1.37		0.89-1.99	89	1.49	47	0.99-	107	1.33	60

Wtd Avg - Simple weighted average



Commodity Variety	Unit	SOUTH CENTRAL U.S.				SOUTHWEST U.S.				NORTHWEST U.S.			
		Price Range	Stores with Ads	Wtd Avg Price	% Marked Local	Price Range	Stores with Ads	Wtd Avg Price	% Marked Local	Price Range	Stores with Ads	Wtd Avg Price	% Marked Local
Round Green Type										1.99			
Broccoli	per pound	1.99	13	1.99		0.50	35	0.50		1.29-1.48	39	1.39	100
Broccoli	per bunch	2.50	49	2.50		2.00	8	2.00	100				
Broccoli Baby Hybrid Type	per pound	0.99	9	0.99									
Broccoli Crown Cut	per pound	1.29-1.69	46	1.49		0.99-2.49	284	1.89		0.98-2.49	404	1.84	
Beets	per bunch									2.00	5	2.00	
Cabbage Red Type	per pound	0.39	32	0.39									
Cabbage Round Green Type	per pound	0.44-0.88	141	0.61		0.20-0.99	41	0.40		0.38-0.69	65	0.50	
Carrots	per pound	0.69	17	0.69		0.69	23	0.69					
Carrots	2 lb bag					0.69	45	0.69		0.98	11	0.98	
Carrots	per bunch									1.48	19	1.48	
Carrots Baby Peeled	1 lb bag	0.88-1.50	200	1.16		0.99-1.79	395	1.02		0.98-1.29	32	1.19	
Carrots Baby Peeled	2 lb bag	2.00-2.50	218	2.10									
Cauliflower	each	1.99-2.50	125	2.27		0.99-2.00	119	1.95		1.48-2.39	33	2.28	
Cauliflower	per pound					0.50	30	0.50		0.99-1.59	268	1.43	6
Celery	each	1.19-1.49	70	1.38		0.69	45	0.69					
Celery	per pound									1.29	15	1.29	
Cilantro	per bunch	0.33-0.34	119	0.33		0.24-0.50	124	0.33		0.38-0.50	31	0.47	
Corn-Sweet	each	0.12-0.67	1,307	0.29	2	0.16-0.75	1,268	0.34	24	0.17-0.80	525	0.56	10
Cucumbers	each	0.25-0.79	436	0.52	2	0.25-1.50	405	1.08		0.69-0.99	227	0.91	
Cucumbers	per pound	0.69-0.99	13	0.81		0.99	10	0.99					
Cucumbers Long Seedless-Greenhouse	each	0.69-0.99	234	0.98									
Eggplant	per pound					0.89-0.99	23	0.95					
Eggplant	each	1.19	7	1.19						1.99	20	1.99	
Garlic	per pound	1.99	155	1.99									
Garlic	per sleeve	1.29-1.99	79	1.39		0.99-1.59	112	1.18					
Greens Collard	per bunch	0.87	41	0.87									
Greens Kale	per bunch					0.50	11	0.50					
Greens Mustard	per bunch	0.87	41	0.87									
Greens Swiss Chard	per bunch					1.50	14	1.50	100				
Greens Turnip Tops	per bunch	0.87	41	0.87									
Lettuce, Iceberg	each	0.69-1.28	125	0.96		0.89-1.50	452	1.12		0.99-1.49	151	1.47	
Lettuce, Other Boston	each	0.99-1.19	13	1.11									

Wtd Avg - Simple weighted average



Commodity Variety	Unit	SOUTH CENTRAL U.S.				SOUTHWEST U.S.				NORTHWEST U.S.			
		Price Range	Stores with Ads	Wtd Avg Price	% Marked Local	Price Range	Stores with Ads	Wtd Avg Price	% Marked Local	Price Range	Stores with Ads	Wtd Avg Price	% Marked Local
Lettuce, Other Green Leaf	each	0.99	6	0.99		0.88-1.50	216	1.23		0.88-1.25	19	1.09	
Lettuce, Other Red Leaf	each	0.99	6	0.99		0.88-1.50	216	1.23		0.88-1.25	19	1.09	
Lettuce, Romaine	each					0.98-1.50	169	1.33		0.88-1.25	19	1.09	
Lettuce, Romaine Hearts	3 count package	2.00-2.99	12	2.58						3.99	146	3.99	
Mushrooms Portobella	8 oz package	1.29-2.79	251	1.39						2.00	6	2.00	
Mushrooms White	per pound	2.99	26	2.99		2.99	4	2.99					
Mushrooms White	8 oz package	1.50-1.99	99	1.82		1.50-2.00	11	1.73					
Onions Green	per bunch	0.50-0.69	24	0.63		0.20-0.89	316	0.49		0.50-0.69	178	0.66	
Peppers, Bell Type Green	per pound					0.79-1.19	27	0.98					
Peppers, Bell Type Green	each	0.33-0.99	239	0.43		0.89-1.00	20	0.96		0.59-1.29	209	1.12	
Peppers, Bell Type Orange	each	1.25	25	1.25		0.50	6	0.50		0.68	8	0.68	
Peppers, Bell Type Red	per pound	0.99	13	0.99		2.29	8	2.29					
Peppers, Bell Type Red	each	0.89-1.25	293	0.98		0.50-1.00	233	0.91		0.68-1.50	183	1.39	
Peppers, Bell Type Yellow	each	1.25	25	1.25		0.50	6	0.50		0.68-1.25	14	0.92	
Peppers, Other Jalapeno	per pound	0.57-1.49	348	0.83		0.33-1.29	270	0.88		0.99	18	0.99	
Peppers, Other Mixed Mini Sweet Types	1 lb package	1.99-2.99	283	2.83		1.99	440	1.99		1.99-2.99	17	2.11	
Peppers, Other Serrano	per pound	0.69-1.29	112	0.81		0.25-1.99	213	1.32					
Radishes	per bunch	0.99	49	0.99		0.33-0.99	262	0.61		0.50-0.59	32	0.53	
Salad Mixed Types	10 - 12 oz package	1.49-2.50	296	2.08		0.95-3.00	140	1.43		0.99-3.00	242	2.55	
Salad Mixed Types	5 - 9 oz package	1.50-2.50	162	1.88		1.50-3.00	73	2.16		0.99-3.00	232	2.58	
Spinach	per bunch	0.99	6	0.99		0.79-0.99	58	0.82					
Spinach Flat, Baby Type	10 oz package	2.00	116	2.00		3.50	50	3.50					
Spinach Flat, Baby Type	1 lb package	2.19	10	2.19									
Spinach Flat, Baby Type	8 oz package	2.00-2.19	130	2.02									
Spinach Flat, Baby Type	5 - 6 oz package	2.00	116	2.00									
Squash Grey	per pound	0.89	11	0.89		0.50-0.99	76	0.86					
Squash Yellow Crookneck/Straightneck	per pound	0.89-1.50	461	1.00	6	0.99-1.79	603	1.14		0.98-1.49	305	1.33	27
Squash Zucchini	per pound	0.69-1.50	365	1.02	8	0.49-1.79	850	1.05		0.89-1.49	466	1.37	18
Sweet Potatoes	per pound	0.99	54	0.99		0.99	72	0.99					
Tomatoes	per pound	1.48-1.99	102	1.80	34	0.79-1.99	381	1.62		1.29-2.99	11	2.22	
Tomatoes Vine Ripe - Heirloom Varieties	per pound					3.99	17	3.99					
Tomatoes	per pound	0.99-1.69	251	1.22	33	0.99	10	0.99		1.99-	59	2.38	

Wtd Avg - Simple weighted average



Commodity Variety	Unit	SOUTH CENTRAL U.S.				SOUTHWEST U.S.				NORTHWEST U.S.			
		Price Range	Stores with Ads	Wtd Avg Price	% Marked Local	Price Range	Stores with Ads	Wtd Avg Price	% Marked Local	Price Range	Stores with Ads	Wtd Avg Price	% Marked Local
Vine Ripes										2.99			
Tomatoes Vine Ripes- Greenhouse	per pound									2.49	40	2.49	
Tomatoes Vine Ripes, On The Vine-Greenhouse	per pound					1.99	9	1.99		1.99- 2.18	152	2.00	
Tomatoes, Cherry	1 pint package	2.50	11	2.50									
Tomatoes, Grape Type	1 pint package	2.00	5	2.00		1.25	146	1.25					
Tomatoes, Grape Type	10 oz package									2.50- 2.58	212	2.50	
Tomatoes, Plum Type Roma	per pound	0.69-1.69	198	0.97	12	0.49-2.49	462	0.84		1.29- 1.49	163	1.31	
Tomatillos	per pound	0.59-0.88	90	0.74		0.33-1.49	114	0.53		0.99	18	0.99	
Vegetables Other Cactus Leaf (Nopales)	per pound					0.20-0.33	15	0.29					
VEGETABLES - ORGANIC													
Beans Round Green Type	per pound	3.49	26	3.49									
Broccoli	per pound					2.00-2.99	19	2.78					
Broccoli	per bunch					2.99	113	2.99					
Broccoli Baby Hybrid Type	per bunch					2.00	46	2.00					
Beets	per bunch					1.50-2.29	317	1.93					
Cabbage Round Green Type	per pound	1.48	6	1.48									
Carrots	per bunch					1.49	171	1.49					
Carrots Baby Peeled	1 lb bag	1.50-2.00	78	1.88		1.50-3.00	474	2.47		1.50	17	1.50	
Carrots Baby Peeled	2 lb bag	2.50	25	2.50									
Cauliflower	per pound					2.00	4	2.00					
Celery	each	1.48	99	1.48		1.50	146	1.50		0.99	9	0.99	
Cilantro	per bunch					0.99	16	0.99					
Cucumbers	each	0.77	6	0.77		0.77	146	0.77		1.25- 1.99	40	1.60	43
Greens Kale	per bunch					1.25-1.50	158	1.27					
Greens Swiss Chard	per bunch					1.50-1.69	37	1.55					
Lettuce, Other Green Leaf	each	0.99-1.98	11	1.53	55					1.98- 2.29	48	2.04	
Lettuce, Other Red Leaf	each	0.99-1.98	11	1.53	55					1.98- 2.29	48	2.04	
Lettuce, Romaine	each	0.99	5	0.99		1.99-2.49	197	2.06	13	1.98- 2.29	55	2.04	13
Mushrooms Portobella	8 oz package	2.50	5	2.50						3.00	10	3.00	
Mushrooms White	8 oz package	2.50-3.00	56	2.64		3.00	356	3.00		3.00	232	3.00	
Mushrooms White	6 oz package	3.00	116	3.00									

Wtd Avg - Simple weighted average



Commodity Variety	Unit	SOUTH CENTRAL U.S.				SOUTHWEST U.S.				NORTHWEST U.S.			
		Price Range	Stores with Ads	Wtd Avg Price	% Marked Local	Price Range	Stores with Ads	Wtd Avg Price	% Marked Local	Price Range	Stores with Ads	Wtd Avg Price	% Marked Local
Onions Green	per bunch					0.99	12	0.99					
Peppers, Bell Type Green	each									0.38	19	0.38	
Radishes	per bunch									1.99	19	1.99	
Salad Mixed Types	1 lb bag	4.99-5.00	120	4.99		4.98-5.00	623	5.00		4.98-5.00	390	5.00	
Salad Mixed Types	10 - 12 oz package					4.99	13	4.99					
Salad Mixed Types	5 - 9 oz package	2.98-3.99	188	3.42		3.00-3.99	278	3.06		2.99-3.99	46	3.41	
Spinach Flat, Baby Type	8 oz package					3.49	45	3.49					
Spinach Flat, Baby Type	5 - 6 oz package	3.00	18	3.00									
Squash Yellow Crookneck/Straightneck	per pound	1.98	6	1.98	100								
Squash Zucchini	per pound	1.98	6	1.98	100	1.69	8	1.69		1.99	19	1.99	
Tomatoes Vine Ripe - Heirloom Varieties	per pound	3.99	45	3.99		2.39-3.99	159	2.85		3.99	11	3.99	
Tomatoes Vine Ripes, On The Vine-Greenhouse	per pound									1.99	121	1.99	
Tomatoes, Cherry	1 pint package	2.99	26	2.99		2.99-3.99	63	3.26		2.99	7	2.99	
Tomatoes, Grape Type	1 pint package					2.00-2.99	357	2.83					
Tomatoes, Plum Type Roma	per pound	1.48	6	1.48									
OTHER SPECIALTY CROPS ITEMS													
Hemp Protein	16 oz package	13.49	26	13.49		14.99	53	14.99					
Hemp Seeds-Shelled	7 oz package					11.49	53	11.49					
OTHER SPECIALTY CROPS ITEMS - ORGANIC													
Hemp Protein	16 oz package					16.99	53	16.99		16.99	19	16.99	
Hemp Seeds-Shelled	4 oz package					4.99	53	4.99					
Hemp Seeds-Shelled	12 oz package					12.99	53	12.99					
SEASONAL ITEMS													
Chayote	each					0.25	11	0.25					
Gladiola	bunched 5s					2.99	13	2.99					
Rose, Hybrid Tea	bunched 12s	10.99-12.99	22	12.44		9.99-10.99	52	10.28		6.00-12.99	362	10.58	



Commodity Variety	Unit	ALASKA U.S.				HAWAII U.S.			
		Price Range	Stores with Ads	Wtd Avg Price	% Marked Local	Price Range	Stores with Ads	Wtd Avg Price	% Marked Local
FRUITS									
Apples Fuji	per pound	1.29	1	1.29		2.49	21	2.49	
Apples Fuji	3 lb bag					3.99	6	3.99	
Apples Gala	per pound					1.19-1.59	10	1.43	
Apples Granny Smith	per pound	0.89	11	0.89					
Apricots	per pound	3.59	11	3.59					
Avocados Hass	each	1.25-1.67	22	1.46		2.50	21	2.50	
Blueberries	6 oz package	1.98	3	1.98		2.50	23	2.50	
Blueberries	1 pint package	3.00	11	3.00					
Blueberries	18 oz package	5.49	1	5.49					
Cantaloups	per pound					1.49	6	1.49	
Cherries Red Varieties	per pound	3.99-4.99	25	4.52		4.99	21	4.99	
Grapes Black Seedless	per pound	2.49-3.49	37	3.19					
Grapes Red Seedless	per pound	2.49-3.49	45	3.15		2.99-3.19	44	3.09	
Grapes White Seedless Type	per pound	2.49-3.49	45	3.15		2.69-3.19	50	3.05	
Misc Berries Blackberries	5.6 - 6 oz package	2.50	3	2.50		3.00	6	3.00	
Nectarines Various White Flesh Varieties	per pound	2.99	26	2.99		2.49	6	2.49	
Nectarines Various Yellow Flesh Varieties	per pound	1.49-3.29	44	2.66		1.99-2.99	44	2.51	
Oranges Navel	3 lb bag	4.49	11	4.49					
Papaya Solo Type	per pound					1.29	23	1.29	100
Peaches Various White Flesh Varieties	per pound	2.99	26	2.99					
Peaches Various Yellow Flesh Varieties	per pound	1.49-3.29	47	2.66		1.99	21	1.99	
Pineapples	each					3.29	6	3.29	
Pineapples	per pound					0.99	23	0.99	
Plums	per pound	1.49-2.69	19	1.96		1.99	21	1.99	
Raspberries Red	6 oz package	2.50	3	2.50		3.00	6	3.00	
Strawberries	1 lb package	3.99	1	3.99					
Tangerines	3 lb bag	6.98	3	6.98					
Watermelons Red Flesh Seeded Type	per pound	0.78	3	0.78					

Wtd Avg - Simple weighted average



Commodity Variety	Unit	ALASKA U.S.				HAWAII U.S.			
		Price Range	Stores with Ads	Wtd Avg Price	% Marked Local	Price Range	Stores with Ads	Wtd Avg Price	% Marked Local
Watermelons Red Flesh Seedless Type	per pound	0.78-1.69	47	1.44					
FRUITS - ORGANIC									
Avocados Hass	each	1.98-2.50	14	2.39					
Bananas	per pound				0.99	21	0.99		
Blueberries	1 pint package				3.99	3	3.99		
Cantaloups	each	3.98	3	3.98	2.99	3	2.99		
Grapes White Seedless Type	per pound				2.49	3	2.49		
Nectarines Various Yellow Flesh Varieties	per pound	2.49	11	2.49					
Peaches Various Yellow Flesh Varieties	per pound	2.49	11	2.49					
Strawberries	1 lb package	4.98	3	4.98					
ONIONS AND POTATOES									
Onions, Dry Yellow Marked Sweet	per pound	1.39-1.49	18	1.45					
Potatoes Russet	5 lb bag	2.98	3	2.98					
ONIONS AND POTATOES - ORGANIC									
Onions, Dry Red	per pound				1.49	3	1.49		
VEGETABLES									
Artichokes	each				3.00	23	3.00		
Asparagus Green	per pound	2.98	3	2.98					
Broccoli Crown Cut	per pound	1.69-1.99	27	1.98	2.69	23	2.69		
Carrots Baby Peeled	1 lb bag	1.50	7	1.50					
Cauliflower	per pound	1.38-1.99	37	1.81	2.69	23	2.69		
Celery	per pound				1.79	23	1.79		
Cilantro	per bunch	0.68	3	0.68					
Corn-Sweet	each	0.99	7	0.99	0.34	21	0.34		
Garlic	per pound	3.58	3	3.58					
Lettuce, Iceberg	each	3.49	33	3.49					

Wtd Avg - Simple weighted average



Commodity Variety	Unit	ALASKA U.S.				HAWAII U.S.			
		Price Range	Stores with Ads	Wtd Avg Price	% Marked Local	Price Range	Stores with Ads	Wtd Avg Price	% Marked Local
Lettuce, Iceberg	per pound					2.59	23	2.59	
Peppers, Other Jalapeno	per pound	1.28	3	1.28					
Squash Yellow Crookneck/Straightneck	per pound	1.99	26	1.99					
Squash Zucchini	per pound	1.99	26	1.99					
Tomatoes	per pound	1.68-2.49	21	2.21		1.99-2.59	29	2.47	79
Tomatoes, Grape Type	10 oz package	3.99	26	3.99		2.50	21	2.50	
VEGETABLES - ORGANIC									
Cabbage Round Green Type	per pound	1.38	3	1.38					
Carrots Baby Peeled	1 lb bag					2.19-3.00	44	2.58	
Lettuce, Romaine Hearts	3 count package					3.99	23	3.99	
Salad Mixed Types	5 - 9 oz package					3.00	21	3.00	
OTHER SPECIALTY CROPS ITEMS									
Hemp Seeds-Shelled	7 oz package					11.49	3	11.49	
OTHER SPECIALTY CROPS ITEMS - ORGANIC									
Hemp Protein	16 oz package					22.09	3	22.09	

REGIONAL DEFINITIONS

As used in this report, regions include the following states:

NORTHEAST U.S.	Connecticut, Delaware, Massachusetts, Maryland, Maine, New Hampshire, New jersey, New York, Pennsylvania, Rhode Island and Vermont
SOUTHEAST U.S.	Alabama, Florida, Georgia, Mississippi, North Carolina, South Carolina, Tennessee, Virginia and West Virginia
MIDWEST U.S.	Iowa, Illinois, Indiana, Kentucky, Michigan, Minnesota, North Dakota, Nebraska, Ohio, South Dakota and Wisconsin
SOUTH CENTRAL U.S.	Arkansas, Colorado, Kansas, Louisiana, Missouri, New Mexico, Oklahoma, and Texas
SOUTHWEST U.S.	Arizona, California, Nevada and Utah
NORTHWEST U.S.	Idaho, Montana, Oregon, Washington, and Wyoming
ALASKA U.S.	Alaska
HAWAII U.S.	Hawaii