

Daily Direct Steer and Heifer Slaughter Cattle Summary

For Trade on:

Tuesday, July 22, 2025

LM CT100	5-Area	LM CT109
Neg. Cash Volume: 0		Dressed Formula Vol: 40,458
Live Steer Avg: N/A		Steer/Heifer Avg: \$371.67
Live Heifer Avg: N/A		Dressed Neg. Grid Vol: 3,830
Dressed Steer Avg: N/A		Steer/Heifer Avg: \$374.84
Dressed Heifer Avg: N/A		TOTAL VOLUME: 44,288
LM CT106	TOTAL WK TO DATE VOLUME:	81,435
Committed: 62,076	Delivered:	66,553

LM CT118	TX-OK-NM	LM CT109
Neg. Cash Volume: 0		Dressed Formula Vol: 12,462
Live Steer Avg: N/A		Steer/Heifer Avg: \$366.35
Live Heifer Avg: N/A		Dressed Neg. Grid Vol: 0
Dressed Steer Avg: N/A		Steer/Heifer Avg: N/A
Dressed Heifer Avg: N/A		TOTAL VOLUME: 12,462
LM CT106	TOTAL WK TO DATE VOLUME:	23,187
Committed: 18,558	Delivered:	19,802

LM CT121	KANSAS	LM CT109
Neg. Cash Volume: 0		Dressed Formula Vol: 18,696
Live Steer Avg: N/A		Steer/Heifer Avg: \$368.03
Live Heifer Avg: N/A		Dressed Neg. Grid Vol: 243
Dressed Steer Avg: N/A		Steer/Heifer Avg: \$377.52
Dressed Heifer Avg: N/A		TOTAL VOLUME: 18,939
LM CT106	TOTAL WK TO DATE VOLUME:	35,318
Committed: 23,188	Delivered:	18,753

LM CT124	NEBRASKA	LM CT109
Neg. Cash Volume: 0		Dressed Formula Vol: 7,011
Live Steer Avg: N/A		Steer/Heifer Avg: \$386.72
Live Heifer Avg: N/A		Dressed Neg. Grid Vol: 1,681
Dressed Steer Avg: N/A		Steer/Heifer Avg: \$372.61
Dressed Heifer Avg: N/A		TOTAL VOLUME: 8,692
LM CT106	TOTAL WK TO DATE VOLUME:	14,463
Committed: 11,135	Delivered:	14,311

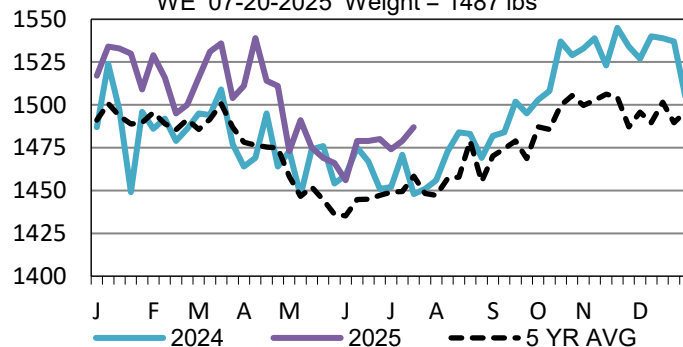
LM CT134	COLORADO	LM CT109
Neg. Cash Volume: 0		Dressed Formula Vol: 2,042
Live Steer Avg: N/A		Steer/Heifer Avg: \$383.73
Live Heifer Avg: N/A		Dressed Neg. Grid Vol: 171
Dressed Steer Avg: N/A		Steer/Heifer Avg: \$379.87
Dressed Heifer Avg: N/A		TOTAL VOLUME: 2,213
LM CT106	TOTAL WK TO DATE VOLUME:	4,774
Committed: 5,861	Delivered:	8,756

LM CT137	IA-MN	LM CT109
Neg. Cash Volume: 0		Dressed Formula Vol: 405
Live Steer Avg: N/A		Steer/Heifer Avg: \$387.95
Live Heifer Avg: N/A		Dressed Neg. Grid Vol: 1,785
Dressed Steer Avg: N/A		Steer/Heifer Avg: \$376.04
Dressed Heifer Avg: N/A		TOTAL VOLUME: 2,190
LM CT106	TOTAL WK TO DATE VOLUME:	4,076
Committed: 3,334	Delivered:	4,931

On Tuesday, negotiated cash trade was mostly inactive on moderate demand in all feeding regions. The last established market in the Texas Panhandle was last week at 230.00. The last established market in Kansas was last week from 230.00-231.00. The last established market in Nebraska was last week with live purchases at 240.00 and dressed purchases at 380.00. The last established market in the Western Cornbelt was last week with live purchases at mostly 240.00 and dressed purchases at 380.00.

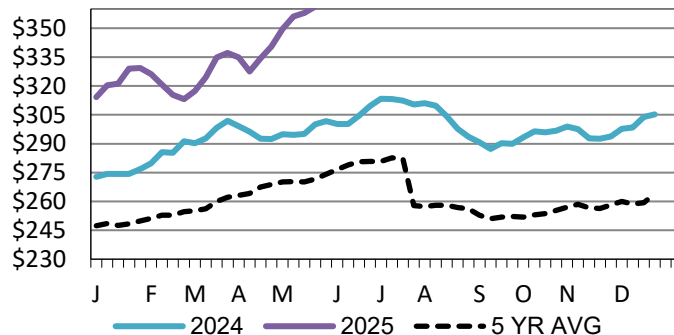
5-Area Negotiated Cash Live Steer Weights

WE 07-20-2025 Weight = 1487 lbs



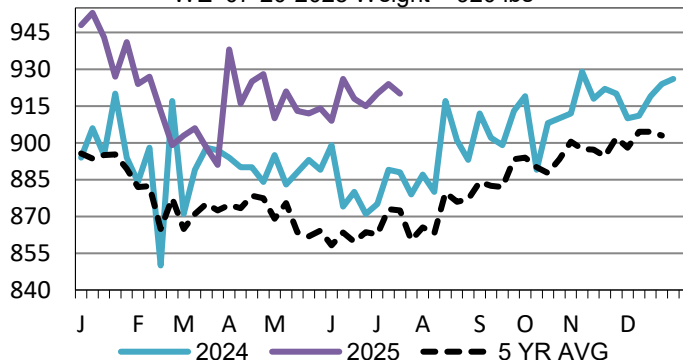
Iowa-Minnesota Wkly Dress Steer Wtd Avg WE

07-20-2025 Price = \$379.78



Colorado Formula Carcass Weights

WE 07-20-2025 Weight = 920 lbs



USDA Livestock, Poultry and Grain Market News

Kansas City, MO

Phone: 816-676-7000

stjoe.lpgmn@ams.usda.gov