

Daily Direct Steer and Heifer Slaughter Cattle Summary

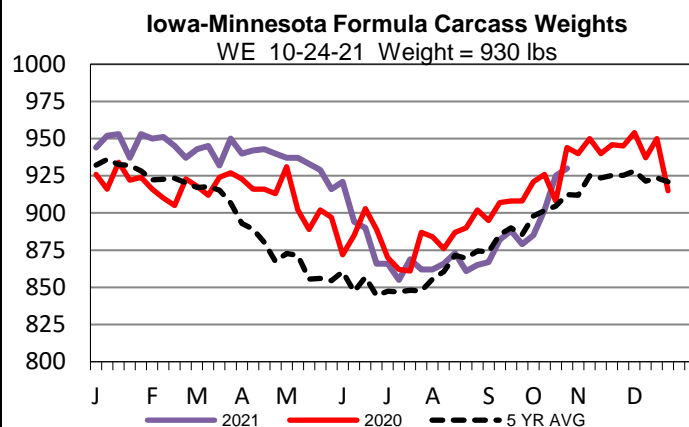
For Trade on:

Monday, October 25, 2021

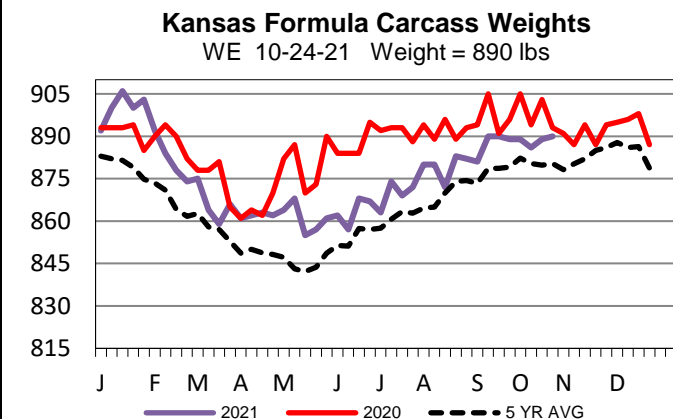
LM CT100	5-AREA	LM CT109	
Neg. Cash Volume:	78	Dressed Formula Vol:	63,271
Live Steer Avg:	N/A	Steer/Heifer Avg:	\$199.81
Live Heifer Avg:	N/A	Dressed Neg. Grid Vol:	4,931
Dressed Steer Avg:	N/A	Steer/Heifer Avg:	\$199.37
Dressed Heifer Avg:	N/A	TOTAL VOLUME:	68,280
LM CT106	TOTAL WK TO DATE VOLUME:		68,280
Committed:	45,072	Delivered:	70,344

For Monday in the Southern Plains and Nebraska negotiated cash trading was at a standstill. In the Western Cornbelt negotiated cash trading was mostly inactive with very light demand. Not enough purchases for a market trend. Last week in the Southern Plains live purchases traded at 124.00. For the prior week in Nebraska and Western Cornbelt live and dressed purchases traded from 124.00-125.00 and at 196.00, respectively.

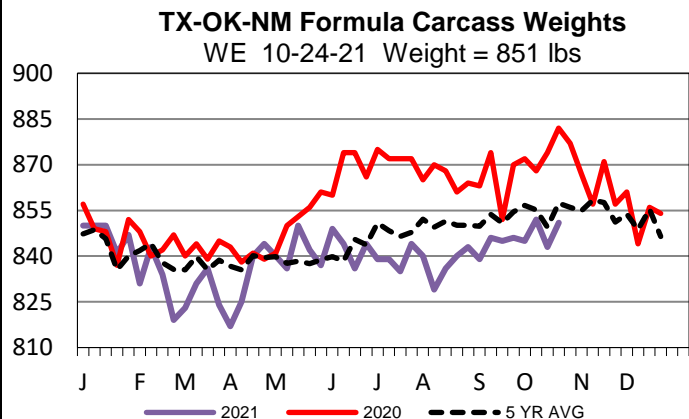
LM CT118	TX-OK-NM	LM CT109	
Neg. Cash Volume:	0	Dressed Formula Vol:	18,375
Live Steer Avg:	N/A	Steer/Heifer Avg:	\$197.48
Live Heifer Avg:	N/A	Dressed Neg. Grid Vol:	1,146
Dressed Steer Avg:	N/A	Steer/Heifer Avg:	\$194.99
Dressed Heifer Avg:	N/A	TOTAL VOLUME:	19,521
LM CT106	TOTAL WK TO DATE VOLUME:		19,521
Committed:	3,179	Delivered:	16,042



LM CT121	KANSAS	LM CT109	
Neg. Cash Volume:	0	Dressed Formula Vol:	29,832
Live Steer Avg:	N/A	Steer/Heifer Avg:	\$199.22
Live Heifer Avg:	N/A	Dressed Neg. Grid Vol:	1,012
Dressed Steer Avg:	N/A	Steer/Heifer Avg:	\$198.85
Dressed Heifer Avg:	N/A	TOTAL VOLUME:	30,844
LM CT106	TOTAL WK TO DATE VOLUME:		30,844
Committed:	14,486	Delivered:	19,100



LM CT124	NEBRASKA	LM CT109	
Neg. Cash Volume:	0	Dressed Formula Vol:	9,114
Live Steer Avg:	N/A	Steer/Heifer Avg:	\$205.53
Live Heifer Avg:	N/A	Dressed Neg. Grid Vol:	749
Dressed Steer Avg:	N/A	Steer/Heifer Avg:	\$202.22
Dressed Heifer Avg:	N/A	TOTAL VOLUME:	9,863
LM CT106	TOTAL WK TO DATE VOLUME:		9,863
Committed:	13,343	Delivered:	15,037



LM CT134	COLORADO	LM CT109	
Neg. Cash Volume:	0	Dressed Formula Vol:	3,942
Live Steer Avg:	N/A	Steer/Heifer Avg:	\$201.08
Live Heifer Avg:	N/A	Dressed Neg. Grid Vol:	197
Dressed Steer Avg:	N/A	Steer/Heifer Avg:	\$203.54
Dressed Heifer Avg:	N/A	TOTAL VOLUME:	4,139
LM CT106	TOTAL WK TO DATE VOLUME:		4,139
Committed:	3,992	Delivered:	8,666

LM CT137	IA-MN	LM CT109	
Neg. Cash Volume:	78	Dressed Formula Vol:	2,126
Live Steer Avg:	N/A	Steer/Heifer Avg:	\$201.80
Live Heifer Avg:	N/A	Dressed Neg. Grid Vol:	1,898
Dressed Steer Avg:	N/A	Steer/Heifer Avg:	\$200.89
Dressed Heifer Avg:	N/A	TOTAL VOLUME:	4,102
LM CT106	TOTAL WK TO DATE VOLUME:		4,102
Committed:	10,072	Delivered:	11,499

USDA Livestock, Poultry and Grain Market News

St. Joseph, Missouri
Phone: 816-676-7000

stjoe.lpgmn@ams.usda.gov