

Daily Direct Steer and Heifer Slaughter Cattle Summary

For Trade on:

Friday, May 14, 2021

LM CT100	5-AREA	LM CT109
Neg. Cash Volume:	2,618	Dressed Formula Vol: 34,163
Live Steer Avg:	\$120.00	Steer/Heifer Avg: \$190.76
Live Heifer Avg:	\$120.37	Dressed Neg. Grid Vol: 2,427
Dressed Steer Avg:	\$191.00	Steer/Heifer Avg: \$193.38
Dressed Heifer Avg:	\$0.00	TOTAL VOLUME: 39,208
LM CT106	TOTAL WK TO DATE VOLUME:	248,359
Committed:	68,509	Delivered: 111,381

LM CT118	TX-OK-NM	LM CT109
Neg. Cash Volume:	0	Dressed Formula Vol: 9,064
Live Steer Avg:	\$0.00	Steer/Heifer Avg: \$189.37
Live Heifer Avg:	\$0.00	Dressed Neg. Grid Vol: 0
Dressed Steer Avg:	\$0.00	Steer/Heifer Avg: \$0.00
Dressed Heifer Avg:	\$0.00	TOTAL VOLUME: 9,064
LM CT106	TOTAL WK TO DATE VOLUME:	70,020
Committed:	19,396	Delivered: 26,932

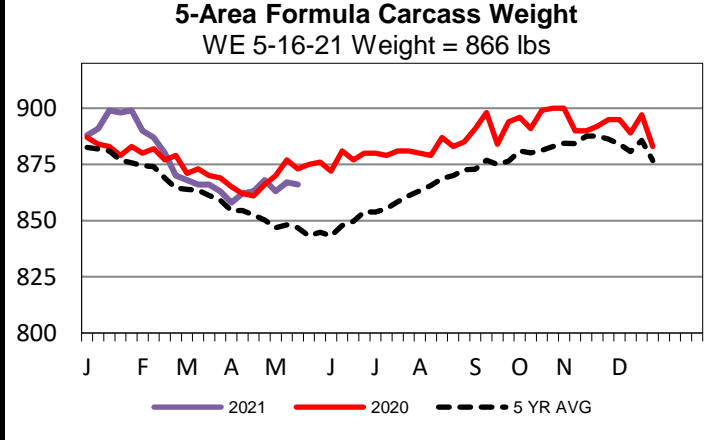
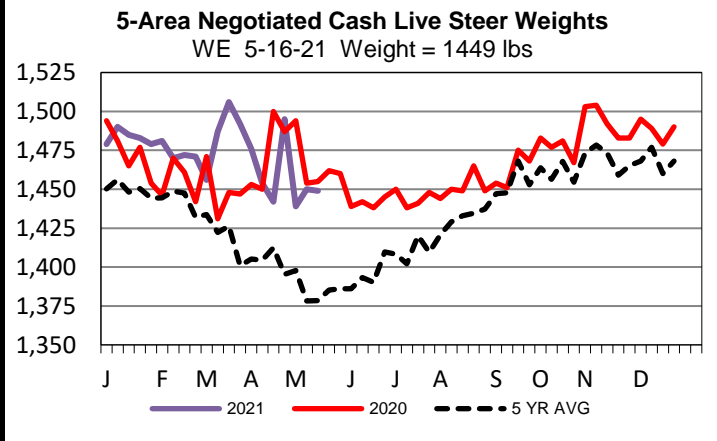
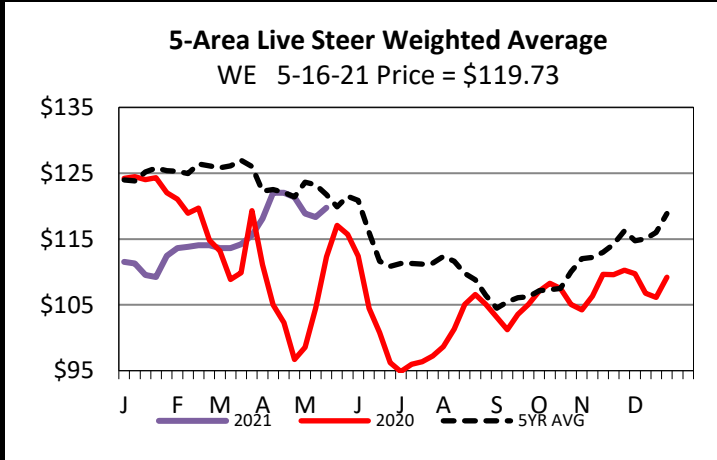
LM CT121	KANSAS	LM CT109
Neg. Cash Volume:	0	Dressed Formula Vol: 14,483
Live Steer Avg:	\$0.00	Steer/Heifer Avg: \$190.61
Live Heifer Avg:	\$0.00	Dressed Neg. Grid Vol: 1,022
Dressed Steer Avg:	\$0.00	Steer/Heifer Avg: \$192.94
Dressed Heifer Avg:	\$0.00	TOTAL VOLUME: 15,505
LM CT106	TOTAL WK TO DATE VOLUME:	72,229
Committed:	21,318	Delivered: 31,226

LM CT124	NEBRASKA	LM CT109
Neg. Cash Volume:	1,202	Dressed Formula Vol: 4,222
Live Steer Avg:	\$120.00	Steer/Heifer Avg: \$193.43
Live Heifer Avg:	\$120.37	Dressed Neg. Grid Vol: 285
Dressed Steer Avg:	\$0.00	Steer/Heifer Avg: \$194.08
Dressed Heifer Avg:	\$0.00	TOTAL VOLUME: 5,709
LM CT106	TOTAL WK TO DATE VOLUME:	56,447
Committed:	10,773	Delivered: 27,798

LM CT134	COLORADO	LM CT109
Neg. Cash Volume:	790	Dressed Formula Vol: 2,957
Live Steer Avg:	\$120.00	Steer/Heifer Avg: \$191.94
Live Heifer Avg:	\$0.00	Dressed Neg. Grid Vol: 220
Dressed Steer Avg:	\$0.00	Steer/Heifer Avg: \$195.14
Dressed Heifer Avg:	\$0.00	TOTAL VOLUME: 3,967
LM CT106	TOTAL WK TO DATE VOLUME:	14,397
Committed:	8,010	Delivered: 6,933

LM CT137	IA-MN	LM CT109
Neg. Cash Volume:	626	Dressed Formula Vol: 3,684
Live Steer Avg:	\$120.00	Steer/Heifer Avg: \$190.90
Live Heifer Avg:	\$0.00	Dressed Neg. Grid Vol: 973
Dressed Steer Avg:	\$191.00	Steer/Heifer Avg: \$193.72
Dressed Heifer Avg:	\$0.00	TOTAL VOLUME: 5,283
LM CT106	TOTAL WK TO DATE VOLUME:	36,779
Committed:	9,012	Delivered: 18,492

Friday cash trading in the Northern Plains and Western Cornbelt was mostly inactive on light demand. In Nebraska live traded at 120.00 on Thursday, dressed traded at 191.00 on Wednesday. In the Western Cornbelt live traded from 118.00-120.00 on Tuesday, dressed traded from 187.00-190.00 last week. In Colorado two weeks ago with live from 119.00-120.00. Friday in the Southern Plains cash trading was at a standstill. In the Texas Panhandle on Wednesday live traded from 119.00-119.50. In Kansas on Wednesday with live trading from 119.00-120.00.



USDA Livestock, Poultry and Grain Market News
St. Joseph, Missouri
Phone: 816-676-7000
stjoe.lpgmn@ams.usda.gov