

**Daily Direct Steer and Heifer Slaughter Cattle Summary**

For Trade on:

Monday, April 19, 2021

<a href="#">LM CT100</a>	<b>5-AREA</b>	<a href="#">LM CT109</a>
<b>Neg. Cash Volume:</b>	2,277	<b>Dressed Formula Vol:</b> 51,795
Live Steer Avg:	\$120.00	Steer/Heifer Avg: \$192.64
Live Heifer Avg:	\$120.00	<b>Dressed Neg. Grid Vol:</b> 3,932
Dressed Steer Avg:	\$0.00	Steer/Heifer Avg: \$188.55
Dressed Heifer Avg:	\$0.00	<b>TOTAL VOLUME:</b> <b>58,004</b>
<a href="#">LM CT106</a>	<b>TOTAL WK TO DATE VOLUME:</b>	<b>58,004</b>
<b>Committed:</b>	<b>91,254</b>	<b>Delivered:</b> <b>76,111</b>

<a href="#">LM CT118</a>	<b>TX-OK-NM</b>	<a href="#">LM CT109</a>
<b>Neg. Cash Volume:</b>	0	<b>Dressed Formula Vol:</b> 16,414
Live Steer Avg:	\$0.00	Steer/Heifer Avg: \$190.57
Live Heifer Avg:	\$0.00	<b>Dressed Neg. Grid Vol:</b> 493
Dressed Steer Avg:	\$0.00	Steer/Heifer Avg: \$187.88
Dressed Heifer Avg:	\$0.00	<b>TOTAL VOLUME:</b> <b>16,907</b>
<a href="#">LM CT106</a>	<b>TOTAL WK TO DATE VOLUME:</b>	<b>16,907</b>
<b>Committed:</b>	<b>43,343</b>	<b>Delivered:</b> <b>24,485</b>

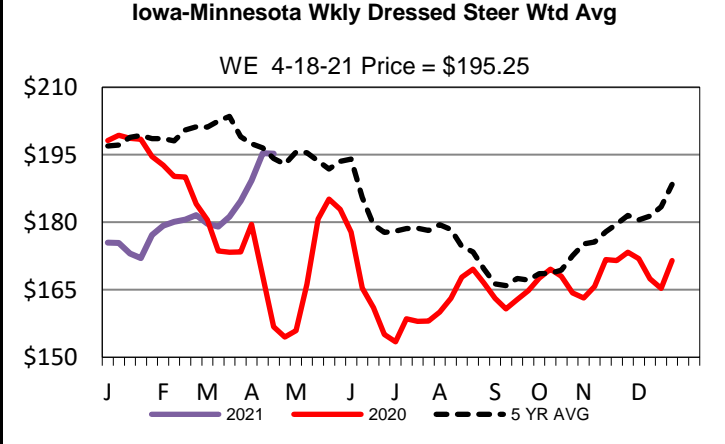
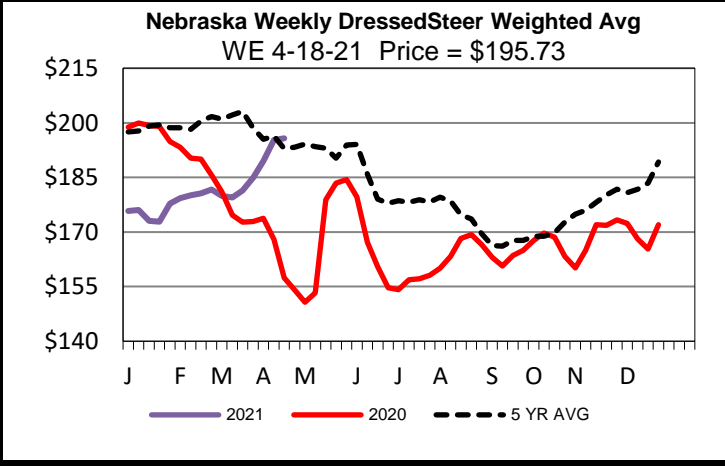
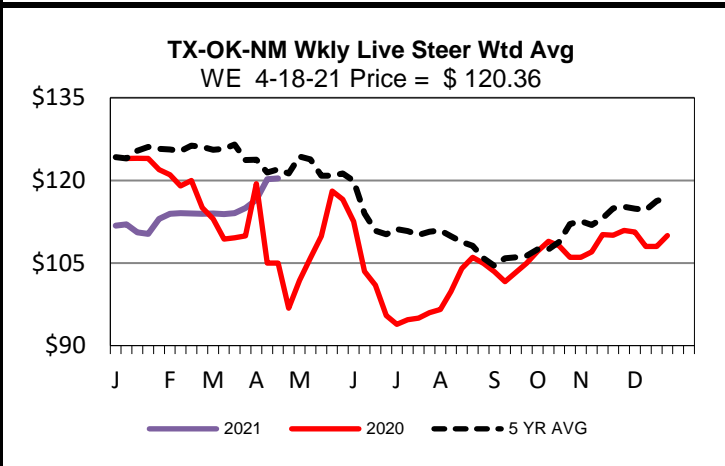
<a href="#">LM CT121</a>	<b>KANSAS</b>	<a href="#">LM CT109</a>
<b>Neg. Cash Volume:</b>	0	<b>Dressed Formula Vol:</b> 27,225
Live Steer Avg:	\$0.00	Steer/Heifer Avg: \$191.76
Live Heifer Avg:	\$0.00	<b>Dressed Neg. Grid Vol:</b> 2,186
Dressed Steer Avg:	\$0.00	Steer/Heifer Avg: \$185.92
Dressed Heifer Avg:	\$0.00	<b>TOTAL VOLUME:</b> <b>29,411</b>
<a href="#">LM CT106</a>	<b>TOTAL WK TO DATE VOLUME:</b>	<b>29,411</b>
<b>Committed:</b>	<b>12,260</b>	<b>Delivered:</b> <b>18,799</b>

<a href="#">LM CT124</a>	<b>NEBRASKA</b>	<a href="#">LM CT109</a>
<b>Neg. Cash Volume:</b>	0	<b>Dressed Formula Vol:</b> 6,433
Live Steer Avg:	\$0.00	Steer/Heifer Avg: \$200.38
Live Heifer Avg:	\$0.00	<b>Dressed Neg. Grid Vol:</b> 626
Dressed Steer Avg:	\$0.00	Steer/Heifer Avg: \$193.54
Dressed Heifer Avg:	\$0.00	<b>TOTAL VOLUME:</b> <b>7,059</b>
<a href="#">LM CT106</a>	<b>TOTAL WK TO DATE VOLUME:</b>	<b>7,059</b>
<b>Committed:</b>	<b>13,214</b>	<b>Delivered:</b> <b>15,436</b>

<a href="#">LM CT134</a>	<b>COLORADO</b>	<a href="#">LM CT109</a>
<b>Neg. Cash Volume:</b>	0	<b>Dressed Formula Vol:</b> 211
Live Steer Avg:	\$0.00	Steer/Heifer Avg: \$198.92
Live Heifer Avg:	\$0.00	<b>Dressed Neg. Grid Vol:</b> 98
Dressed Steer Avg:	\$0.00	Steer/Heifer Avg: \$192.37
Dressed Heifer Avg:	\$0.00	<b>TOTAL VOLUME:</b> <b>309</b>
<a href="#">LM CT106</a>	<b>TOTAL WK TO DATE VOLUME:</b>	<b>309</b>
<b>Committed:</b>	<b>11,719</b>	<b>Delivered:</b> <b>7,250</b>

<a href="#">LM CT137</a>	<b>IA-MN</b>	<a href="#">LM CT109</a>
<b>Neg. Cash Volume:</b>	2,277	<b>Dressed Formula Vol:</b> 1,656
Live Steer Avg:	\$120.00	Steer/Heifer Avg: \$197.17
Live Heifer Avg:	\$120.00	<b>Dressed Neg. Grid Vol:</b> 555
Dressed Steer Avg:	\$0.00	Steer/Heifer Avg: \$193.05
Dressed Heifer Avg:	\$0.00	<b>TOTAL VOLUME:</b> <b>4,488</b>
<a href="#">LM CT106</a>	<b>TOTAL WK TO DATE VOLUME:</b>	<b>4,488</b>
<b>Committed:</b>	<b>10,718</b>	<b>Delivered:</b> <b>10,141</b>

Monday in the Western Cornbelt cash trading was limited on very light demand. A few early live traded at 120.00. For the previous week in the Western Cornbelt live and dressed traded from 122.00-124.00 and from 194.00-196.00. For Monday negotiated cash trading was at a standstill in the Southern and Northern Plains. Last week in the Texas Panhandle live traded at 120.00. In Kansas live traded from 120.00-121.00. For the prior week in Nebraska live and dressed raded from 122.00-126.00 and at 196.00. In Colorado live traded from 122.00-123.00.



**USDA Livestock, Poultry and Grain Market News**  
St. Joseph, Missouri  
Phone: 816-676-7000  
[stjoe.lpgmn@ams.usda.gov](mailto:stjoe.lpgmn@ams.usda.gov)