

Daily Direct Steer and Heifer Slaughter Cattle Summary

For Trade on:

Thursday, July 17, 2025

LM CT100	5-Area	LM CT109
Neg. Cash Volume:	21,941	Dressed Formula Vol: 45,192
Live Steer Avg:	\$236.39	Steer/Heifer Avg: \$369.35
Live Heifer Avg:	\$234.98	Dressed Neg. Grid Vol: 3,076
Dressed Steer Avg:	\$379.38	Steer/Heifer Avg: \$373.23
Dressed Heifer Avg:	\$379.05	TOTAL VOLUME: 70,209
LM CT106	TOTAL WK TO DATE VOLUME:	202,982
Committed:	59,668	Delivered: 63,299

LM CT118	TX-OK-NM	LM CT109
Neg. Cash Volume:	2,276	Dressed Formula Vol: 15,610
Live Steer Avg:	\$229.63	Steer/Heifer Avg: \$363.23
Live Heifer Avg:	\$230.00	Dressed Neg. Grid Vol: 0
Dressed Steer Avg:	N/A	Steer/Heifer Avg: N/A
Dressed Heifer Avg:	N/A	TOTAL VOLUME: 17,886
LM CT106	TOTAL WK TO DATE VOLUME:	56,171
Committed:	20,865	Delivered: 17,913

LM CT121	KANSAS	LM CT109
Neg. Cash Volume:	4,596	Dressed Formula Vol: 15,815
Live Steer Avg:	\$231.00	Steer/Heifer Avg: \$365.39
Live Heifer Avg:	\$232.35	Dressed Neg. Grid Vol: 202
Dressed Steer Avg:	\$376.00	Steer/Heifer Avg: \$367.52
Dressed Heifer Avg:	\$380.00	TOTAL VOLUME: 20,613
LM CT106	TOTAL WK TO DATE VOLUME:	72,020
Committed:	11,789	Delivered: 21,422

LM CT124	NEBRASKA	LM CT109
Neg. Cash Volume:	10,410	Dressed Formula Vol: 9,271
Live Steer Avg:	\$240.50	Steer/Heifer Avg: \$382.24
Live Heifer Avg:	\$240.00	Dressed Neg. Grid Vol: 1,303
Dressed Steer Avg:	\$379.74	Steer/Heifer Avg: \$372.00
Dressed Heifer Avg:	\$378.86	TOTAL VOLUME: 20,984
LM CT106	TOTAL WK TO DATE VOLUME:	47,487
Committed:	15,012	Delivered: 12,798

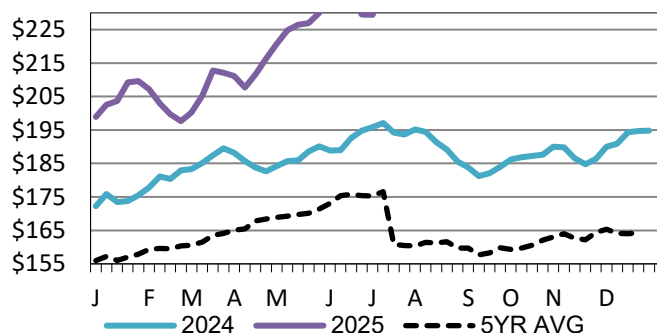
LM CT134	COLORADO	LM CT109
Neg. Cash Volume:	0	Dressed Formula Vol: 3,025
Live Steer Avg:	N/A	Steer/Heifer Avg: \$375.86
Live Heifer Avg:	N/A	Dressed Neg. Grid Vol: 0
Dressed Steer Avg:	N/A	Steer/Heifer Avg: N/A
Dressed Heifer Avg:	N/A	TOTAL VOLUME: 3,025
LM CT106	TOTAL WK TO DATE VOLUME:	11,182
Committed:	577	Delivered: 4,747

LM CT137	IA-MN	LM CT109
Neg. Cash Volume:	4,596	Dressed Formula Vol: 1,689
Live Steer Avg:	\$231.00	Steer/Heifer Avg: \$381.69
Live Heifer Avg:	\$232.35	Dressed Neg. Grid Vol: 1,609
Dressed Steer Avg:	\$376.00	Steer/Heifer Avg: \$375.00
Dressed Heifer Avg:	\$380.00	TOTAL VOLUME: 7,894
LM CT106	TOTAL WK TO DATE VOLUME:	16,782
Committed:	11,425	Delivered: 6,419

On Thursday, negotiated cash trade was light on moderate demand in the Texas Panhandle and in Kansas. Compared to last week, live purchases in the Texas Panhandle were steady to 2.00 higher at 230.00. Compared to last week, live purchases in Kansas were steady to 1.00 higher from 230.00-231.00. Negotiated cash trade was moderate on moderate demand in Nebraska. Compared to last week, live purchases were steady to 1.00 lower at mostly 240.00 while dressed purchases were steady at 380.00. Negotiated cash trade in the Western Cornbelt was light on moderate demand. Compared to last week, live purchases were unevenly steady from 237.00-240.00, mostly at 240.00. Dressed purchases were steady at 380.00 when compared to last week.

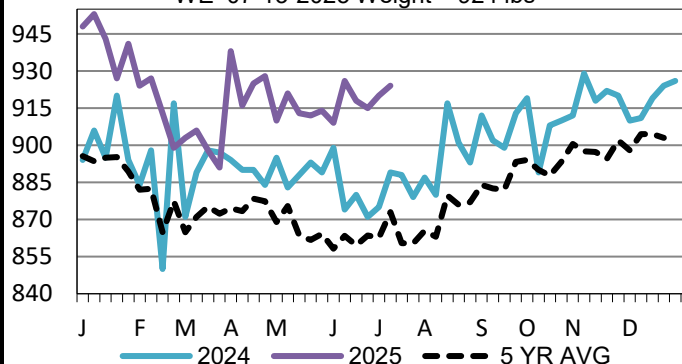
5-Area Live Steer Weighted Average

WE 07-13-2025 Price = \$237.21



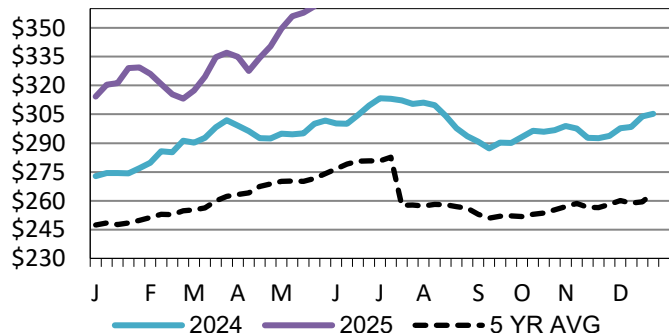
Colorado Formula Carcass Weights

WE 07-13-2025 Weight = 924 lbs



Iowa-Minnesota Wkly Dress Steer Wtd Avg WE

07-13-2025 Price = \$378.67



USDA Livestock, Poultry and Grain Market News

Kansas City, MO

Phone: 816-676-7000

stjoe.lpgmn@ams.usda.gov