

**Daily Direct Steer and Heifer Slaughter Cattle Summary**

For Trade on:

Wednesday, September 16, 2020

<a href="#">LM_CT100</a>	<b>5-AREA</b>	<a href="#">LM_CT109</a>
<b>Neg. Cash Volume:</b>	36,824	<b>Dressed Formula Vol:</b> 25,133
Live Steer Avg:	\$103.12	Steer/Heifer Avg: \$166.20
Live Heifer Avg:	\$103.17	<b>Dressed Neg. Grid Vol:</b> 1,266
Dressed Steer Avg:	\$161.88	Steer/Heifer Avg: \$166.10
Dressed Heifer Avg:	\$161.83	<b>TOTAL VOLUME:</b> <b>63,223</b>
<a href="#">LM_CT106</a>	<b>TOTAL WK TO DATE VOLUME:</b>	<b>189,106</b>
<b>Committed:</b>	<b>104,586</b>	<b>Delivered:</b> <b>73,866</b>

<a href="#">LM_CT118</a>	<b>TX-OK-NM</b>	<a href="#">LM_CT109</a>
<b>Neg. Cash Volume:</b>	12,096	<b>Dressed Formula Vol:</b> 6,486
Live Steer Avg:	\$103.29	Steer/Heifer Avg: \$162.14
Live Heifer Avg:	\$103.34	<b>Dressed Neg. Grid Vol:</b> 32
Dressed Steer Avg:	n/a	Steer/Heifer Avg: \$158.20
Dressed Heifer Avg:	n/a	<b>TOTAL VOLUME:</b> <b>18,614</b>
<a href="#">LM_CT106</a>	<b>TOTAL WK TO DATE VOLUME:</b>	<b>58,985</b>
<b>Committed:</b>	<b>42,399</b>	<b>Delivered:</b> <b>17,752</b>

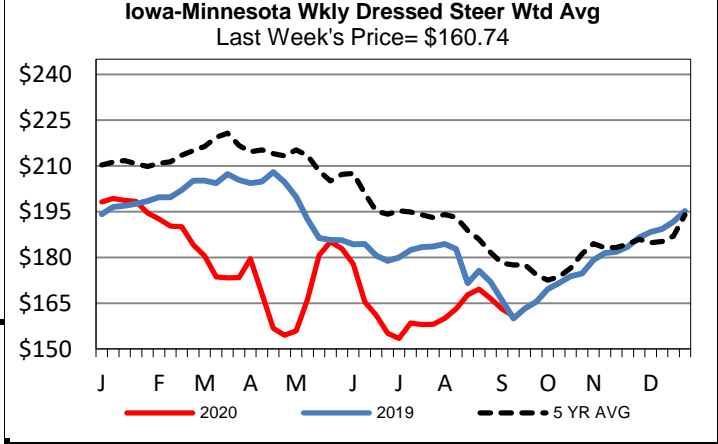
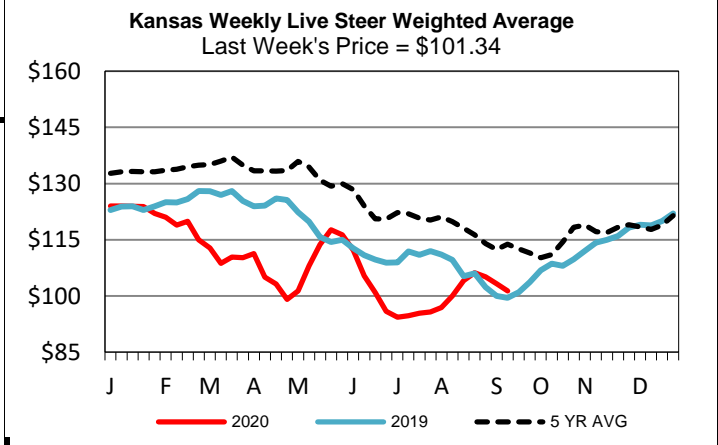
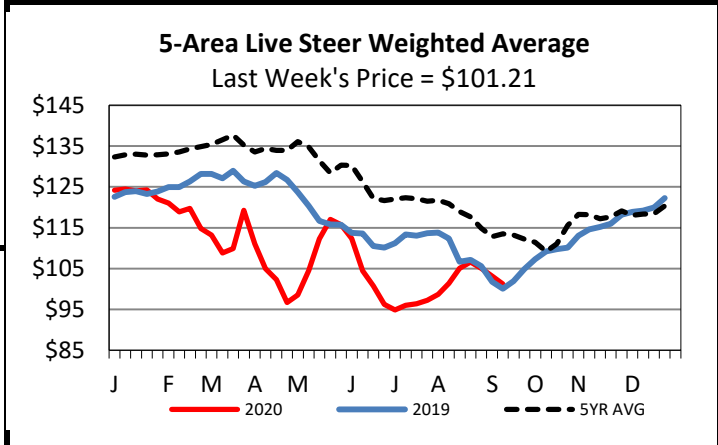
<a href="#">LM_CT121</a>	<b>KANSAS</b>	<a href="#">LM_CT109</a>
<b>Neg. Cash Volume:</b>	14,730	<b>Dressed Formula Vol:</b> 8,635
Live Steer Avg:	\$103.05	Steer/Heifer Avg: \$164.71
Live Heifer Avg:	\$102.93	<b>Dressed Neg. Grid Vol:</b> 140
Dressed Steer Avg:	n/a	Steer/Heifer Avg: \$170.20
Dressed Heifer Avg:	n/a	<b>TOTAL VOLUME:</b> <b>23,505</b>
<a href="#">LM_CT106</a>	<b>TOTAL WK TO DATE VOLUME:</b>	<b>72,031</b>
<b>Committed:</b>	<b>26,649</b>	<b>Delivered:</b> <b>21,349</b>

<a href="#">LM_CT124</a>	<b>NEBRASKA</b>	<a href="#">LM_CT109</a>
<b>Neg. Cash Volume:</b>	3,603	<b>Dressed Formula Vol:</b> 4,157
Live Steer Avg:	\$103.00	Steer/Heifer Avg: \$165.91
Live Heifer Avg:	\$103.00	<b>Dressed Neg. Grid Vol:</b> 164
Dressed Steer Avg:	\$163.07	Steer/Heifer Avg: \$172.10
Dressed Heifer Avg:	\$163.00	<b>TOTAL VOLUME:</b> <b>7,924</b>
<a href="#">LM_CT106</a>	<b>TOTAL WK TO DATE VOLUME:</b>	<b>27,616</b>
<b>Committed:</b>	<b>16,613</b>	<b>Delivered:</b> <b>18,169</b>

<a href="#">LM_CT134</a>	<b>COLORADO</b>	<a href="#">LM_CT109</a>
<b>Neg. Cash Volume:</b>	0	<b>Dressed Formula Vol:</b> 3,215
Live Steer Avg:	n/a	Steer/Heifer Avg: \$180.93
Live Heifer Avg:	n/a	<b>Dressed Neg. Grid Vol:</b> 183
Dressed Steer Avg:	n/a	Steer/Heifer Avg: \$166.34
Dressed Heifer Avg:	n/a	<b>TOTAL VOLUME:</b> <b>3,398</b>
<a href="#">LM_CT106</a>	<b>TOTAL WK TO DATE VOLUME:</b>	<b>15,817</b>
<b>Committed:</b>	<b>11,025</b>	<b>Delivered:</b> <b>6,396</b>

<a href="#">LM_CT137</a>	<b>IA-MN</b>	<a href="#">LM_CT109</a>
<b>Neg. Cash Volume:</b>	6,395	<b>Dressed Formula Vol:</b> 2,706
Live Steer Avg:	\$103.15	Steer/Heifer Avg: \$163.59
Live Heifer Avg:	\$103.29	<b>Dressed Neg. Grid Vol:</b> 800
Dressed Steer Avg:	\$161.62	Steer/Heifer Avg: \$164.41
Dressed Heifer Avg:	\$161.58	<b>TOTAL VOLUME:</b> <b>9,901</b>
<a href="#">LM_CT106</a>	<b>TOTAL WK TO DATE VOLUME:</b>	<b>15,047</b>
<b>Committed:</b>	<b>7,900</b>	<b>Delivered:</b> <b>10,200</b>

On Wednesday in the Southern Plains cash trade and demand was moderate. Compared to last week, in Texas live traded 1.50 to 2.00 higher from 103.00 to 103.50. In Kansas live traded 2.00 higher at 103.00. In Nebraska and Western Cornbelt cash trade was light on moderate demand. In Nebraska, early live traded 2.00 higher at 103.00. Dressed market last week from 160.00-161.00. In the Western Cornbelt, early dressed purchases traded 1.00-2.00 higher mostly at 162.00. Early live traded at 103.00, not enough for an adequate market test. The last live market was last week from 100.00-103.00.



**USDA Livestock, Poultry and Grain Market News**  
St. Joseph, Missouri  
Phone: 816-676-7000  
[stjoe.lpgmn@ams.usda.gov](mailto:stjoe.lpgmn@ams.usda.gov)