

Daily Direct Steer and Heifer Slaughter Cattle Summary

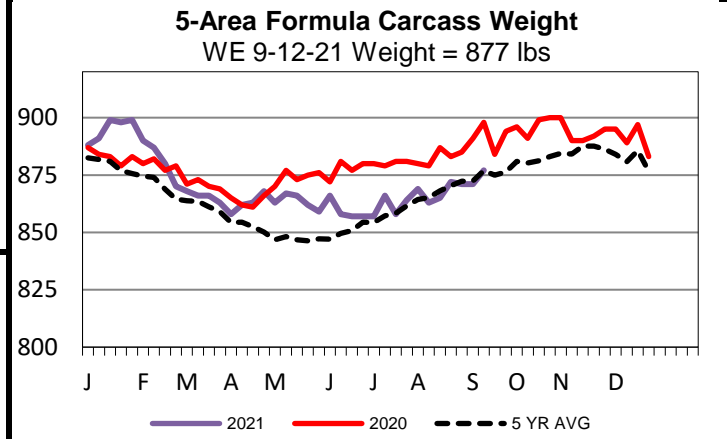
For Trade on:

Wednesday, September 15, 2021

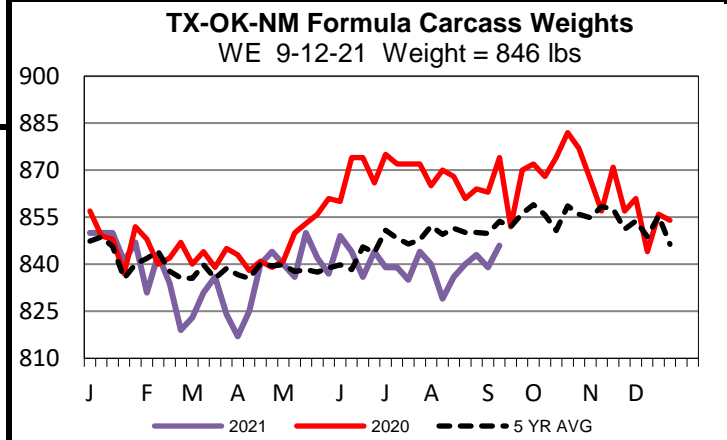
| | | |
|--------------------------|---------------------------------|-------------------------------------|
| LM CT100 | 5-AREA | LM CT109 |
| Neg. Cash Volume: | 38,934 | Dressed Formula Vol: 30,765 |
| Live Steer Avg: | \$123.89 | Steer/Heifer Avg: \$205.04 |
| Live Heifer Avg: | \$124.19 | Dressed Neg. Grid Vol: 1,285 |
| Dressed Steer Avg: | \$198.97 | Steer/Heifer Avg: \$207.72 |
| Dressed Heifer Avg: | \$199.13 | TOTAL VOLUME: 70,984 |
| LM CT106 | TOTAL WK TO DATE VOLUME: | 189,963 |
| Committed: | 118,911 | Delivered: 69,765 |

For Wednesday in the Texas Panhandle cash trading was slow on light demand. Compared to last week live traded steady at 124.00. In Kansas, Nebraska and Western Cornbelt cash trading was slow with moderate demand. In Kansas, compared to last week, live traded steady from 123.00-124.00. In Nebraska, compared to the prior week, live and dressed traded unevenly steady at 125.00 and 200.00, respectively. In the Western Cornbelt, compared to the previous week, live traded 1.00-3.00 lower from 123.00-124.00 and dressed purchases traded unevenly steady at 200.00.

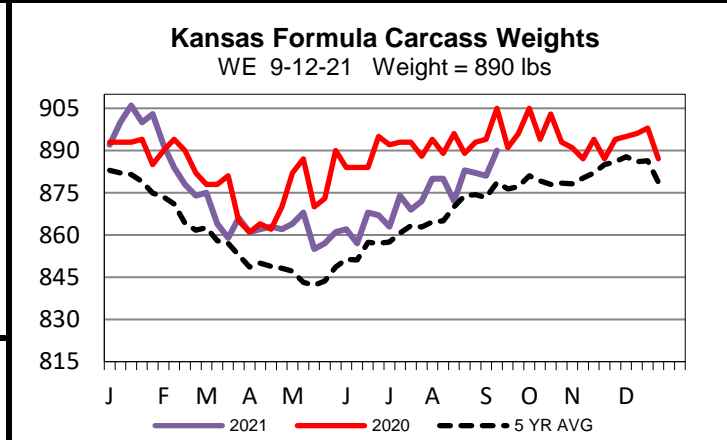
| | | |
|--------------------------|---------------------------------|-----------------------------------|
| LM CT118 | TX-OK-NM | LM CT109 |
| Neg. Cash Volume: | 3,395 | Dressed Formula Vol: 8,180 |
| Live Steer Avg: | \$123.97 | Steer/Heifer Avg: \$198.45 |
| Live Heifer Avg: | \$124.00 | Dressed Neg. Grid Vol: 0 |
| Dressed Steer Avg: | N/A | Steer/Heifer Avg: N/A |
| Dressed Heifer Avg: | N/A | TOTAL VOLUME: 11,575 |
| LM CT106 | TOTAL WK TO DATE VOLUME: | 46,963 |
| Committed: | 34,129 | Delivered: 19,980 |



| | | |
|--------------------------|---------------------------------|-----------------------------------|
| LM CT121 | KANSAS | LM CT109 |
| Neg. Cash Volume: | 7,742 | Dressed Formula Vol: 9,368 |
| Live Steer Avg: | \$123.33 | Steer/Heifer Avg: \$198.99 |
| Live Heifer Avg: | \$123.34 | Dressed Neg. Grid Vol: 11 |
| Dressed Steer Avg: | \$200.00 | Steer/Heifer Avg: \$211.69 |
| Dressed Heifer Avg: | N/A | TOTAL VOLUME: 17,121 |
| LM CT106 | TOTAL WK TO DATE VOLUME: | 60,442 |
| Committed: | 29,286 | Delivered: 17,798 |



| | | |
|--------------------------|---------------------------------|-----------------------------------|
| LM CT124 | NEBRASKA | LM CT109 |
| Neg. Cash Volume: | 17,617 | Dressed Formula Vol: 9,682 |
| Live Steer Avg: | \$124.70 | Steer/Heifer Avg: \$209.63 |
| Live Heifer Avg: | \$124.98 | Dressed Neg. Grid Vol: 573 |
| Dressed Steer Avg: | \$198.85 | Steer/Heifer Avg: \$208.05 |
| Dressed Heifer Avg: | \$199.72 | TOTAL VOLUME: 27,872 |
| LM CT106 | TOTAL WK TO DATE VOLUME: | 44,943 |
| Committed: | 32,507 | Delivered: 15,858 |



| | | |
|--------------------------|---------------------------------|-----------------------------------|
| LM CT134 | COLORADO | LM CT109 |
| Neg. Cash Volume: | 0 | Dressed Formula Vol: 2,266 |
| Live Steer Avg: | N/A | Steer/Heifer Avg: \$230.71 |
| Live Heifer Avg: | N/A | Dressed Neg. Grid Vol: 246 |
| Dressed Steer Avg: | N/A | Steer/Heifer Avg: \$208.73 |
| Dressed Heifer Avg: | N/A | TOTAL VOLUME: 2,512 |
| LM CT106 | TOTAL WK TO DATE VOLUME: | 18,034 |
| Committed: | 11,672 | Delivered: 6,417 |

| | | |
|--------------------------|---------------------------------|-----------------------------------|
| LM CT137 | IA-MN | LM CT109 |
| Neg. Cash Volume: | 10,180 | Dressed Formula Vol: 1,420 |
| Live Steer Avg: | \$123.87 | Steer/Heifer Avg: \$210.20 |
| Live Heifer Avg: | \$125.11 | Dressed Neg. Grid Vol: 493 |
| Dressed Steer Avg: | \$199.32 | Steer/Heifer Avg: \$206.64 |
| Dressed Heifer Avg: | \$198.05 | TOTAL VOLUME: 12,093 |
| LM CT106 | TOTAL WK TO DATE VOLUME: | 20,155 |
| Committed: | 11,317 | Delivered: 9,712 |

USDA Livestock, Poultry and Grain Market News
St. Joseph, Missouri
Phone: 816-676-7000
stjoe.lpgmn@ams.usda.gov