

Daily Direct Steer and Heifer Slaughter Cattle Summary

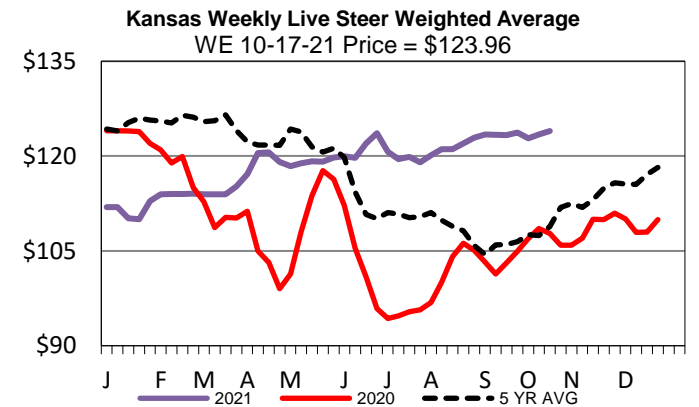
For Trade on:

Monday, October 18, 2021

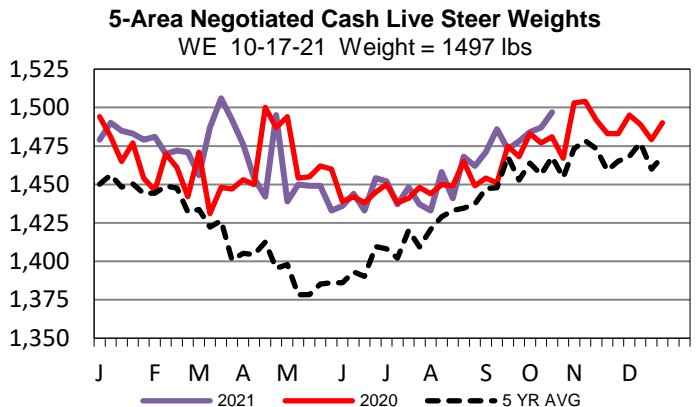
LM CT100	5-AREA	LM CT109
Neg. Cash Volume:	1,598	Dressed Formula Vol: 61,298
Live Steer Avg:	\$125.00	Steer/Heifer Avg: \$197.58
Live Heifer Avg:	N/A	Dressed Neg. Grid Vol: 3,890
Dressed Steer Avg:	\$196.00	Steer/Heifer Avg: \$199.01
Dressed Heifer Avg:	\$196.00	TOTAL VOLUME: 66,786
LM CT106	TOTAL WK TO DATE VOLUME:	66,786
Committed:	50,603	Delivered: 68,877

For Monday in Nebraska and Western Cornbelt negotiated cash trading was mostly inactive with very light demand. Not enough purchases for a market trend. In the Southern Plains negotiated cash trading was at a standstill. Last week in the 5 Area feeding regions live purchases traded at 124.00. For the prior week in Nebraska and Western Cornbelt dressed purchases traded at 196.00.

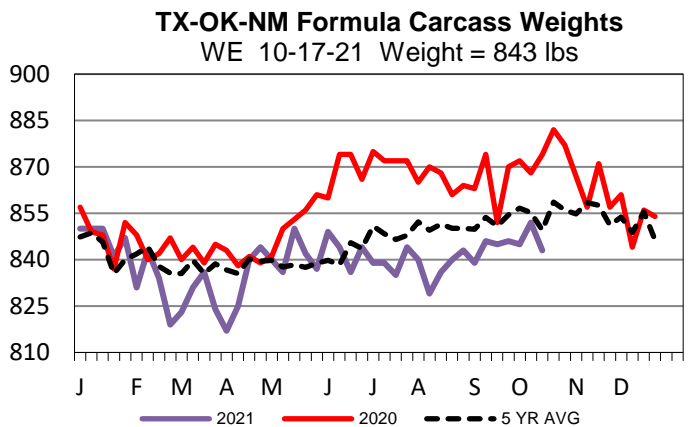
LM CT118	TX-OK-NM	LM CT109
Neg. Cash Volume:	0	Dressed Formula Vol: 15,389
Live Steer Avg:	N/A	Steer/Heifer Avg: \$197.35
Live Heifer Avg:	N/A	Dressed Neg. Grid Vol: 921
Dressed Steer Avg:	N/A	Steer/Heifer Avg: \$196.20
Dressed Heifer Avg:	N/A	TOTAL VOLUME: 16,310
LM CT106	TOTAL WK TO DATE VOLUME:	16,310
Committed:	3,107	Delivered: 16,711



LM CT121	KANSAS	LM CT109
Neg. Cash Volume:	0	Dressed Formula Vol: 28,993
Live Steer Avg:	N/A	Steer/Heifer Avg: \$197.80
Live Heifer Avg:	N/A	Dressed Neg. Grid Vol: 1,487
Dressed Steer Avg:	N/A	Steer/Heifer Avg: \$198.60
Dressed Heifer Avg:	N/A	TOTAL VOLUME: 30,480
LM CT106	TOTAL WK TO DATE VOLUME:	30,480
Committed:	13,086	Delivered: 18,774



LM CT124	NEBRASKA	LM CT109
Neg. Cash Volume:	972	Dressed Formula Vol: 7,677
Live Steer Avg:	\$125.00	Steer/Heifer Avg: \$199.24
Live Heifer Avg:	N/A	Dressed Neg. Grid Vol: 700
Dressed Steer Avg:	N/A	Steer/Heifer Avg: \$202.36
Dressed Heifer Avg:	N/A	TOTAL VOLUME: 9,349
LM CT106	TOTAL WK TO DATE VOLUME:	9,349
Committed:	14,429	Delivered: 15,163



LM CT134	COLORADO	LM CT109
Neg. Cash Volume:	0	Dressed Formula Vol: 7,126
Live Steer Avg:	N/A	Steer/Heifer Avg: \$195.45
Live Heifer Avg:	N/A	Dressed Neg. Grid Vol: 352
Dressed Steer Avg:	N/A	Steer/Heifer Avg: \$201.27
Dressed Heifer Avg:	N/A	TOTAL VOLUME: 7,478
LM CT106	TOTAL WK TO DATE VOLUME:	7,478
Committed:	9,369	Delivered: 8,003

LM CT137	IA-MN	LM CT109
Neg. Cash Volume:	626	Dressed Formula Vol: 2,302
Live Steer Avg:	N/A	Steer/Heifer Avg: \$198.01
Live Heifer Avg:	N/A	Dressed Neg. Grid Vol: 469
Dressed Steer Avg:	\$196.00	Steer/Heifer Avg: \$198.43
Dressed Heifer Avg:	\$196.00	TOTAL VOLUME: 3,397
LM CT106	TOTAL WK TO DATE VOLUME:	3,397
Committed:	10,612	Delivered: 10,226

USDA Livestock, Poultry and Grain Market News

St. Joseph, Missouri

Phone: 816-676-7000

stjoe.lpgmn@ams.usda.gov