

**Daily Direct Steer and Heifer Slaughter Cattle Summary**

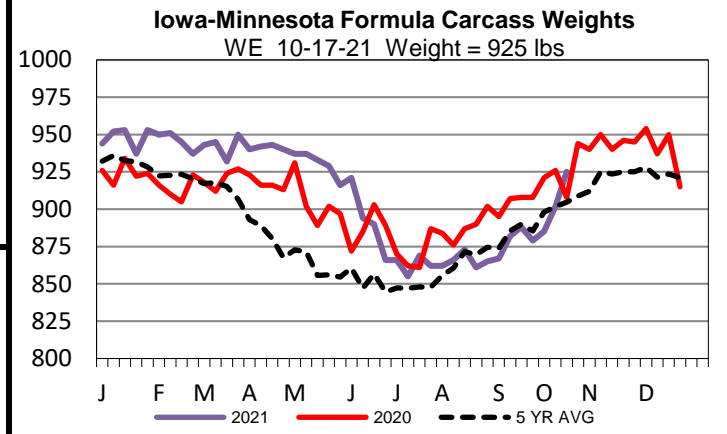
For Trade on:

Thursday, October 21, 2021

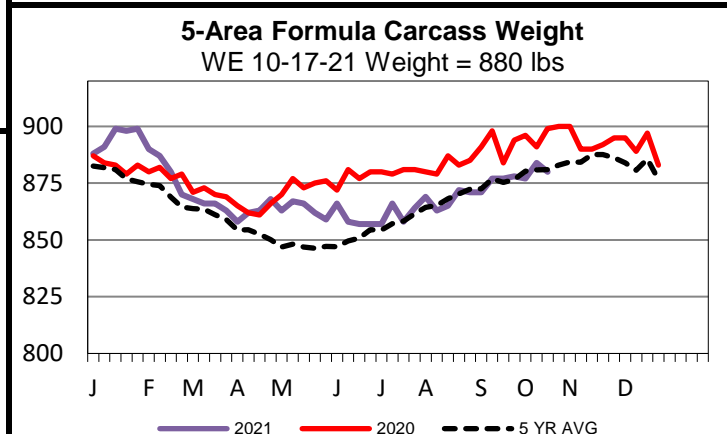
<a href="#">LM CT100</a>	<b>5-AREA</b>	<a href="#">LM CT109</a>
<b>Neg. Cash Volume:</b>	11,066	<b>Dressed Formula Vol:</b> 32,156
Live Steer Avg:	\$124.28	Steer/Heifer Avg: \$201.91
Live Heifer Avg:	\$124.09	<b>Dressed Neg. Grid Vol:</b> 2,519
Dressed Steer Avg:	\$195.89	Steer/Heifer Avg: \$198.86
Dressed Heifer Avg:	\$195.86	<b>TOTAL VOLUME:</b> 45,741
<a href="#">LM CT106</a>	<b>TOTAL WK TO DATE VOLUME:</b>	<b>222,554</b>
<b>Committed:</b>	<b>67,040</b>	<b>Delivered:</b> 66,709

For Thursday in Kansas, Nebraska and Western Cornbelt cash trading was limited on light to moderate demand. In Nebraska a few live traded at 124.00. In the Texas Panhandle cash trading was mostly inactive on light demand. Not enough trades in any region for a full market trend. Wednesday was the last reported market in these regions. In the Southern Plains live traded at 124.00. In Nebraska live and dressed traded from 124.00-126.50 and at 196.00, respectively. In the Western Cornbelt live and dressed traded mostly from 124.00-125.00 and at 196.00, respectively.

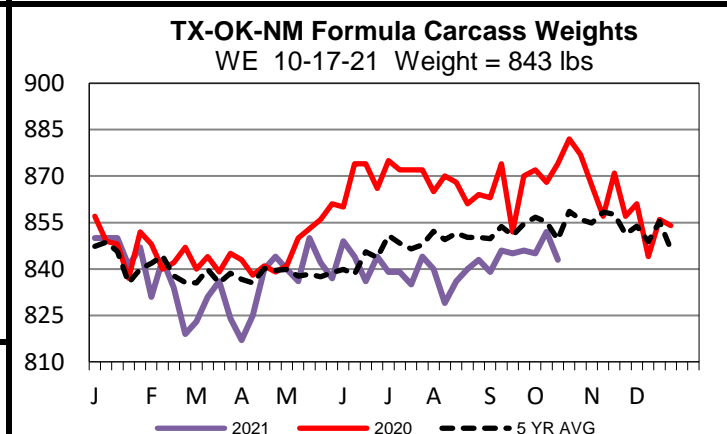
<a href="#">LM CT118</a>	<b>TX-OK-NM</b>	<a href="#">LM CT109</a>
<b>Neg. Cash Volume:</b>	384	<b>Dressed Formula Vol:</b> 12,512
Live Steer Avg:	\$123.38	Steer/Heifer Avg: \$198.13
Live Heifer Avg:	\$123.00	<b>Dressed Neg. Grid Vol:</b> 655
Dressed Steer Avg:	N/A	Steer/Heifer Avg: \$196.83
Dressed Heifer Avg:	N/A	<b>TOTAL VOLUME:</b> 13,551
<a href="#">LM CT106</a>	<b>TOTAL WK TO DATE VOLUME:</b>	<b>56,429</b>
<b>Committed:</b>	<b>20,011</b>	<b>Delivered:</b> 15,403



<a href="#">LM CT121</a>	<b>KANSAS</b>	<a href="#">LM CT109</a>
<b>Neg. Cash Volume:</b>	1,729	<b>Dressed Formula Vol:</b> 10,431
Live Steer Avg:	\$124.00	Steer/Heifer Avg: \$198.93
Live Heifer Avg:	N/A	<b>Dressed Neg. Grid Vol:</b> 140
Dressed Steer Avg:	\$196.50	Steer/Heifer Avg: \$200.16
Dressed Heifer Avg:	N/A	<b>TOTAL VOLUME:</b> 12,300
<a href="#">LM CT106</a>	<b>TOTAL WK TO DATE VOLUME:</b>	<b>67,008</b>
<b>Committed:</b>	<b>22,355</b>	<b>Delivered:</b> 22,121



<a href="#">LM CT124</a>	<b>NEBRASKA</b>	<a href="#">LM CT109</a>
<b>Neg. Cash Volume:</b>	4,579	<b>Dressed Formula Vol:</b> 3,301
Live Steer Avg:	\$124.00	Steer/Heifer Avg: \$205.46
Live Heifer Avg:	\$124.00	<b>Dressed Neg. Grid Vol:</b> 712
Dressed Steer Avg:	\$196.00	Steer/Heifer Avg: \$199.08
Dressed Heifer Avg:	\$196.00	<b>TOTAL VOLUME:</b> 8,592
<a href="#">LM CT106</a>	<b>TOTAL WK TO DATE VOLUME:</b>	<b>46,044</b>
<b>Committed:</b>	<b>15,607</b>	<b>Delivered:</b> 14,589



<a href="#">LM CT134</a>	<b>COLORADO</b>	<a href="#">LM CT109</a>
<b>Neg. Cash Volume:</b>	0	<b>Dressed Formula Vol:</b> 3,641
Live Steer Avg:	N/A	Steer/Heifer Avg: \$221.51
Live Heifer Avg:	N/A	<b>Dressed Neg. Grid Vol:</b> 0
Dressed Steer Avg:	N/A	Steer/Heifer Avg: N/A
Dressed Heifer Avg:	N/A	<b>TOTAL VOLUME:</b> 3,641
<a href="#">LM CT106</a>	<b>TOTAL WK TO DATE VOLUME:</b>	<b>16,981</b>
<b>Committed:</b>	<b>1,178</b>	<b>Delivered:</b> 4,327

<a href="#">LM CT137</a>	<b>IA-MN</b>	<a href="#">LM CT109</a>
<b>Neg. Cash Volume:</b>	4,374	<b>Dressed Formula Vol:</b> 2,711
Live Steer Avg:	\$124.67	Steer/Heifer Avg: \$200.41
Live Heifer Avg:	\$124.82	<b>Dressed Neg. Grid Vol:</b> 1,121
Dressed Steer Avg:	\$195.43	Steer/Heifer Avg: \$199.51
Dressed Heifer Avg:	\$195.66	<b>TOTAL VOLUME:</b> 8,206
<a href="#">LM CT106</a>	<b>TOTAL WK TO DATE VOLUME:</b>	<b>37,000</b>
<b>Committed:</b>	<b>7,889</b>	<b>Delivered:</b> 10,269

**USDA Livestock, Poultry and Grain Market News**

St. Joseph, Missouri

Phone: 816-676-7000

[stjoe.lpgmn@ams.usda.gov](mailto:stjoe.lpgmn@ams.usda.gov)