

**Daily Direct Steer and Heifer Slaughter Cattle Summary**

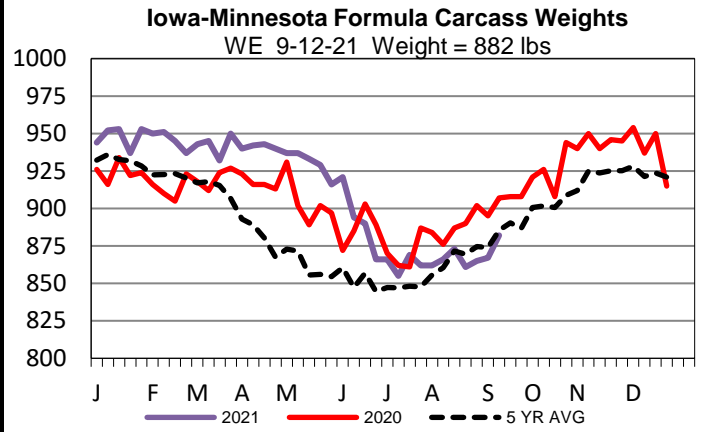
For Trade on:

Friday, September 17, 2021

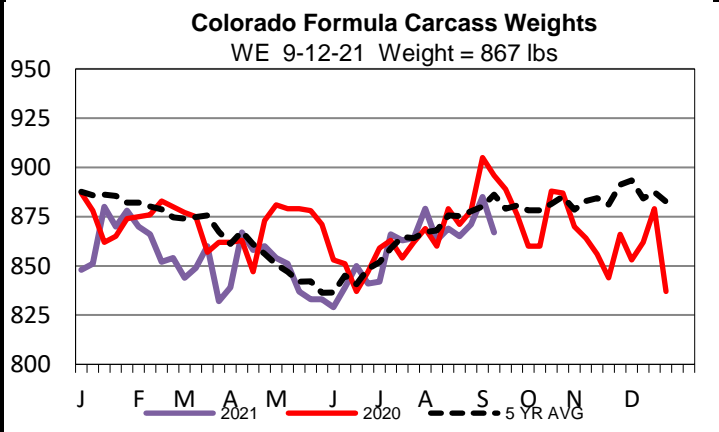
<a href="#">LM CT100</a>	<b>5-AREA</b>	<a href="#">LM CT109</a>
<b>Neg. Cash Volume:</b>	2,310	<b>Dressed Formula Vol:</b> 51,619
Live Steer Avg:	\$123.48	Steer/Heifer Avg: \$200.21
Live Heifer Avg:	\$123.80	<b>Dressed Neg. Grid Vol:</b> 1,234
Dressed Steer Avg:	\$197.92	Steer/Heifer Avg: \$204.15
Dressed Heifer Avg:	\$197.40	<b>TOTAL VOLUME:</b> 55,163
<a href="#">LM CT106</a>	<b>TOTAL WK TO DATE VOLUME:</b>	<b>283,234</b>
<b>Committed:</b>	<b>67,186</b>	<b>Delivered:</b> 112,751

For Friday negotiated cash trading was mostly inactive with light demand in all feeding regions. Not enough purchases for a market trend in any region. The last reported market in these regions was on Wednesday. In the Texas Panhandle live purchases traded at 124.00. In Kansas live purchases traded from 123.00-124.00. In Nebraska live and dressed purchases traded at 125.00 and 200.00, respectively. In the Western Cornbelt live and dressed purchases traded from 123.00-124.00 and at 200.00, respectively.

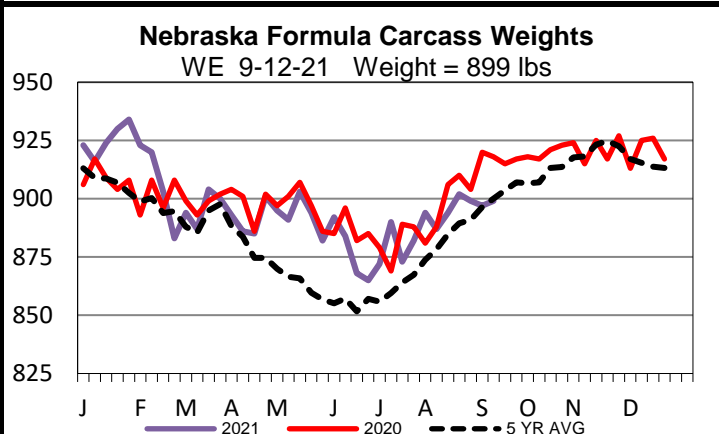
<a href="#">LM CT118</a>	<b>TX-OK-NM</b>	<a href="#">LM CT109</a>
<b>Neg. Cash Volume:</b>	0	<b>Dressed Formula Vol:</b> 21,291
Live Steer Avg:	N/A	Steer/Heifer Avg: \$198.38
Live Heifer Avg:	N/A	<b>Dressed Neg. Grid Vol:</b> 0
Dressed Steer Avg:	N/A	Steer/Heifer Avg: N/A
Dressed Heifer Avg:	N/A	<b>TOTAL VOLUME:</b> 21,291
<a href="#">LM CT106</a>	<b>TOTAL WK TO DATE VOLUME:</b>	<b>78,675</b>
<b>Committed:</b>	25,950	<b>Delivered:</b> 28,282



<a href="#">LM CT121</a>	<b>KANSAS</b>	<a href="#">LM CT109</a>
<b>Neg. Cash Volume:</b>	512	<b>Dressed Formula Vol:</b> 20,312
Live Steer Avg:	\$123.00	Steer/Heifer Avg: \$200.20
Live Heifer Avg:	N/A	<b>Dressed Neg. Grid Vol:</b> 0
Dressed Steer Avg:	N/A	Steer/Heifer Avg: N/A
Dressed Heifer Avg:	N/A	<b>TOTAL VOLUME:</b> 20,824
<a href="#">LM CT106</a>	<b>TOTAL WK TO DATE VOLUME:</b>	<b>92,357</b>
<b>Committed:</b>	16,088	<b>Delivered:</b> 29,948



<a href="#">LM CT124</a>	<b>NEBRASKA</b>	<a href="#">LM CT109</a>
<b>Neg. Cash Volume:</b>	208	<b>Dressed Formula Vol:</b> 3,978
Live Steer Avg:	N/A	Steer/Heifer Avg: \$203.29
Live Heifer Avg:	\$123.00	<b>Dressed Neg. Grid Vol:</b> 634
Dressed Steer Avg:	N/A	Steer/Heifer Avg: \$206.16
Dressed Heifer Avg:	N/A	<b>TOTAL VOLUME:</b> 4,820
<a href="#">LM CT106</a>	<b>TOTAL WK TO DATE VOLUME:</b>	<b>56,938</b>
<b>Committed:</b>	8,375	<b>Delivered:</b> 29,938



<a href="#">LM CT134</a>	<b>COLORADO</b>	<a href="#">LM CT109</a>
<b>Neg. Cash Volume:</b>	0	<b>Dressed Formula Vol:</b> 4,170
Live Steer Avg:	N/A	Steer/Heifer Avg: \$205.00
Live Heifer Avg:	N/A	<b>Dressed Neg. Grid Vol:</b> 189
Dressed Steer Avg:	N/A	Steer/Heifer Avg: \$200.73
Dressed Heifer Avg:	N/A	<b>TOTAL VOLUME:</b> 4,359
<a href="#">LM CT106</a>	<b>TOTAL WK TO DATE VOLUME:</b>	<b>26,885</b>
<b>Committed:</b>	7,343	<b>Delivered:</b> 10,342

<a href="#">LM CT137</a>	<b>IA-MN</b>	<a href="#">LM CT109</a>
<b>Neg. Cash Volume:</b>	1,590	<b>Dressed Formula Vol:</b> 1,946
Live Steer Avg:	\$124.50	Steer/Heifer Avg: \$204.67
Live Heifer Avg:	\$126.00	<b>Dressed Neg. Grid Vol:</b> 467
Dressed Steer Avg:	\$197.92	Steer/Heifer Avg: \$203.27
Dressed Heifer Avg:	\$197.40	<b>TOTAL VOLUME:</b> 4,003
<a href="#">LM CT106</a>	<b>TOTAL WK TO DATE VOLUME:</b>	<b>29,278</b>
<b>Committed:</b>	9,430	<b>Delivered:</b> 14,241

**USDA Livestock, Poultry and Grain Market News**  
St. Joseph, Missouri  
Phone: 816-676-7000  
[stjoe.lpgmn@ams.usda.gov](mailto:stjoe.lpgmn@ams.usda.gov)