

Daily Direct Steer and Heifer Slaughter Cattle Summary

For Trade on:

Tuesday, August 04, 2020

LM_CT100	5-AREA	LM_CT109	
Neg. Cash Volume:	14,580	Dressed Formula Vol:	41,621
Live Steer Avg:	\$100.00	Steer/Heifer Avg:	\$158.12
Live Heifer Avg:	\$99.88	Dressed Neg. Grid Vol:	3,714
Dressed Steer Avg:	\$163.00	Steer/Heifer Avg:	\$158.76
Dressed Heifer Avg:	N/A	TOTAL VOLUME:	59,915
LM_CT106	TOTAL WK TO DATE VOLUME:		124,203
Committed:	82,826	Delivered:	63,538

LM_CT118	TX-OK-NM	LM_CT109	
Neg. Cash Volume:	434	Dressed Formula Vol:	16,368
Live Steer Avg:	N/A	Steer/Heifer Avg:	\$153.78
Live Heifer Avg:	\$99.00	Dressed Neg. Grid Vol:	72
Dressed Steer Avg:	N/A	Steer/Heifer Avg:	\$154.14
Dressed Heifer Avg:	N/A	TOTAL VOLUME:	16,874
LM_CT106	TOTAL WK TO DATE VOLUME:		41,233
Committed:	23,980	Delivered:	16,950

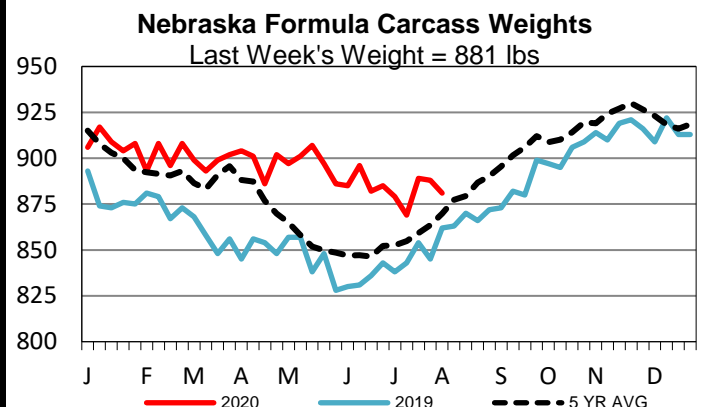
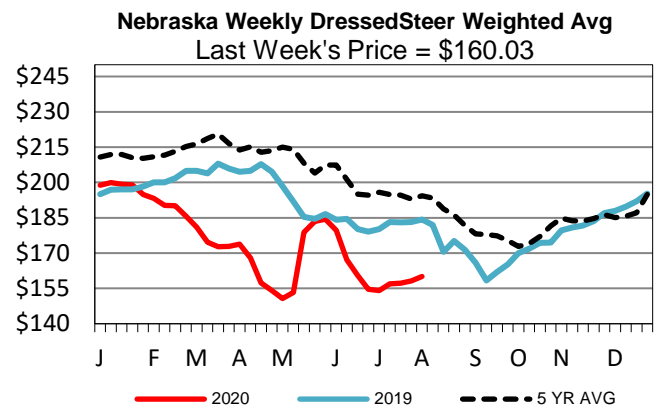
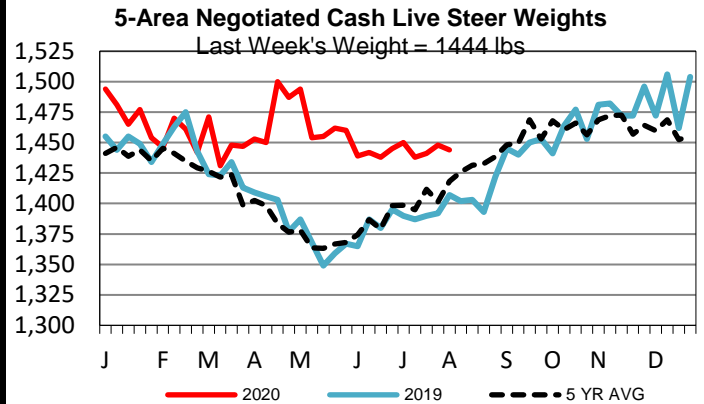
LM_CT121	KANSAS	LM_CT109	
Neg. Cash Volume:	13,868	Dressed Formula Vol:	12,200
Live Steer Avg:	\$100.00	Steer/Heifer Avg:	\$154.51
Live Heifer Avg:	\$100.00	Dressed Neg. Grid Vol:	204
Dressed Steer Avg:	N/A	Steer/Heifer Avg:	\$158.38
Dressed Heifer Avg:	N/A	TOTAL VOLUME:	26,272
LM_CT106	TOTAL WK TO DATE VOLUME:		52,821
Committed:	38,696	Delivered:	18,558

LM_CT124	NEBRASKA	LM_CT109	
Neg. Cash Volume:	239	Dressed Formula Vol:	5,466
Live Steer Avg:	N/A	Steer/Heifer Avg:	\$167.76
Live Heifer Avg:	N/A	Dressed Neg. Grid Vol:	1,621
Dressed Steer Avg:	\$163.00	Steer/Heifer Avg:	\$158.75
Dressed Heifer Avg:	N/A	TOTAL VOLUME:	7,326
LM_CT106	TOTAL WK TO DATE VOLUME:		13,831
Committed:	13,049	Delivered:	16,261

LM_CT134	COLORADO	LM_CT109	
Neg. Cash Volume:	0	Dressed Formula Vol:	5,824
Live Steer Avg:	N/A	Steer/Heifer Avg:	\$168.38
Live Heifer Avg:	N/A	Dressed Neg. Grid Vol:	903
Dressed Steer Avg:	N/A	Steer/Heifer Avg:	\$157.46
Dressed Heifer Avg:	N/A	TOTAL VOLUME:	6,727
LM_CT106	TOTAL WK TO DATE VOLUME:		11,438
Committed:	1,792	Delivered:	5,371

LM_CT137	IA-MN	LM_CT109	
Neg. Cash Volume:	39	Dressed Formula Vol:	1,801
Live Steer Avg:	N/A	Steer/Heifer Avg:	\$159.76
Live Heifer Avg:	N/A	Dressed Neg. Grid Vol:	1,030
Dressed Steer Avg:	N/A	Steer/Heifer Avg:	\$160.68
Dressed Heifer Avg:	N/A	TOTAL VOLUME:	2,870
LM_CT106	TOTAL WK TO DATE VOLUME:		5,183
Committed:	5,309	Delivered:	6,398

In Kansas negotiated cash trade moderate to active on moderate demand. Compared to the prior week live purchases 3.00 higher at 100.00. In the Texas Panhandle, Northern Plains and Western Cornbelt negotiated cash trade inactive on very light demand. Not enough for a market trend in any of these regions. Last week in the Texas Panhandle live purchases 97.00. For the prior week in Nebraska live and dressed moved at 100.00 and 160.00, respectively. For the previous week in Colorado live purchases 98.00-100.00. Last week in the Western Cornbelt live and dressed purchases 100.00-102.00 and 160.00, respectively.



USDA Livestock, Poultry and Grain Market News

St. Joseph, Missouri

Phone: 816-676-7000

stjoe.lpgmn@ams.usda.gov