

Daily Direct Steer and Heifer Slaughter Cattle Summary

For Trade on:

Monday, September 27, 2021

<a href="#">LM CT100</a>	<b>5-AREA</b>	<a href="#">LM CT109</a>
<b>Neg. Cash Volume:</b>	929	<b>Dressed Formula Vol:</b> 54,358
Live Steer Avg:	\$122.00	Steer/Heifer Avg: \$200.36
Live Heifer Avg:	N/A	<b>Dressed Neg. Grid Vol:</b> 4,175
Dressed Steer Avg:	\$193.00	Steer/Heifer Avg: \$200.12
Dressed Heifer Avg:	\$198.00	<b>TOTAL VOLUME:</b> 59,462
<a href="#">LM CT106</a>	<b>TOTAL WK TO DATE VOLUME:</b>	<b>59,462</b>
<b>Committed:</b>	<b>67,367</b>	<b>Delivered:</b> 74,265

<a href="#">LM CT118</a>	<b>TX-OK-NM</b>	<a href="#">LM CT109</a>
<b>Neg. Cash Volume:</b>	0	<b>Dressed Formula Vol:</b> 17,432
Live Steer Avg:	N/A	Steer/Heifer Avg: \$199.56
Live Heifer Avg:	N/A	<b>Dressed Neg. Grid Vol:</b> 605
Dressed Steer Avg:	N/A	Steer/Heifer Avg: \$192.95
Dressed Heifer Avg:	N/A	<b>TOTAL VOLUME:</b> 18,037
<a href="#">LM CT106</a>	<b>TOTAL WK TO DATE VOLUME:</b>	<b>18,037</b>
<b>Committed:</b>	<b>28,725</b>	<b>Delivered:</b> 17,891

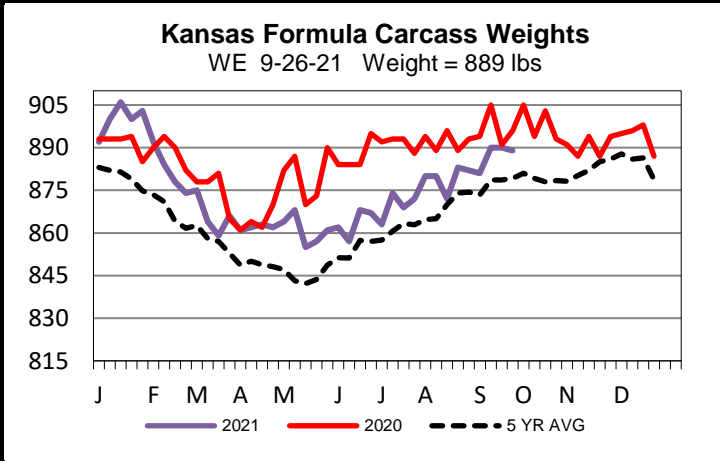
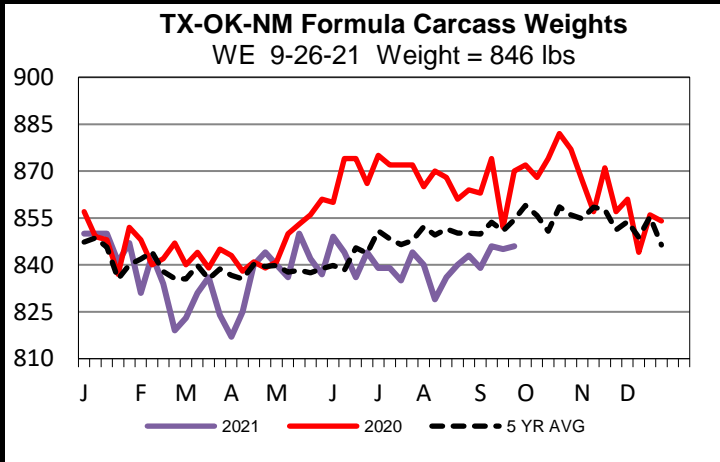
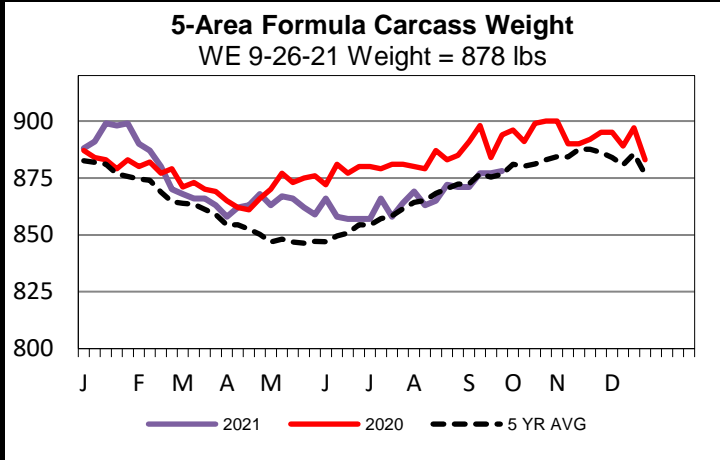
<a href="#">LM CT121</a>	<b>KANSAS</b>	<a href="#">LM CT109</a>
<b>Neg. Cash Volume:</b>	0	<b>Dressed Formula Vol:</b> 26,323
Live Steer Avg:	N/A	Steer/Heifer Avg: \$199.17
Live Heifer Avg:	N/A	<b>Dressed Neg. Grid Vol:</b> 1,553
Dressed Steer Avg:	N/A	Steer/Heifer Avg: \$198.31
Dressed Heifer Avg:	N/A	<b>TOTAL VOLUME:</b> 27,876
<a href="#">LM CT106</a>	<b>TOTAL WK TO DATE VOLUME:</b>	<b>27,876</b>
<b>Committed:</b>	<b>11,087</b>	<b>Delivered:</b> 19,184

<a href="#">LM CT124</a>	<b>NEBRASKA</b>	<a href="#">LM CT109</a>
<b>Neg. Cash Volume:</b>	0	<b>Dressed Formula Vol:</b> 4,769
Live Steer Avg:	N/A	Steer/Heifer Avg: \$205.73
Live Heifer Avg:	N/A	<b>Dressed Neg. Grid Vol:</b> 728
Dressed Steer Avg:	N/A	Steer/Heifer Avg: \$204.22
Dressed Heifer Avg:	N/A	<b>TOTAL VOLUME:</b> 5,497
<a href="#">LM CT106</a>	<b>TOTAL WK TO DATE VOLUME:</b>	<b>5,497</b>
<b>Committed:</b>	<b>15,768</b>	<b>Delivered:</b> 16,344

<a href="#">LM CT134</a>	<b>COLORADO</b>	<a href="#">LM CT109</a>
<b>Neg. Cash Volume:</b>	0	<b>Dressed Formula Vol:</b> 4,254
Live Steer Avg:	N/A	Steer/Heifer Avg: \$204.10
Live Heifer Avg:	N/A	<b>Dressed Neg. Grid Vol:</b> 488
Dressed Steer Avg:	N/A	Steer/Heifer Avg: \$205.15
Dressed Heifer Avg:	N/A	<b>TOTAL VOLUME:</b> 4,742
<a href="#">LM CT106</a>	<b>TOTAL WK TO DATE VOLUME:</b>	<b>4,742</b>
<b>Committed:</b>	<b>6,009</b>	<b>Delivered:</b> 7,332

<a href="#">LM CT137</a>	<b>IA-MN</b>	<a href="#">LM CT109</a>
<b>Neg. Cash Volume:</b>	929	<b>Dressed Formula Vol:</b> 1,767
Live Steer Avg:	\$122.00	Steer/Heifer Avg: \$202.67
Live Heifer Avg:	N/A	<b>Dressed Neg. Grid Vol:</b> 801
Dressed Steer Avg:	\$193.00	Steer/Heifer Avg: \$202.24
Dressed Heifer Avg:	\$198.00	<b>TOTAL VOLUME:</b> 3,497
<a href="#">LM CT106</a>	<b>TOTAL WK TO DATE VOLUME:</b>	<b>3,497</b>
<b>Committed:</b>	<b>5,778</b>	<b>Delivered:</b> 13,514

For Monday cash trading was mostly inactive on very light demand in the Western Cornbelt. Not enough purchases for a full market trend. Negotiated cash trading was at a standstill in all other major feeding regions. Last week in the Texas Panhandle live purchases traded at 124.00. In Kansas last week live purchases traded from 123.00-124.00. In Nebraska live and dressed purchases traded at 124.00 and 198.00, respectively. In the Western Cornbelt live and dressed purchases traded from 122.00-124.00 and from 193.00- 198.00, respectively.



**USDA Livestock, Poultry and Grain Market News**  
St. Joseph, Missouri  
Phone: 816-676-7000  
[stjoe.lpgmn@ams.usda.gov](mailto:stjoe.lpgmn@ams.usda.gov)