

Daily Direct Steer and Heifer Slaughter Cattle Summary

For Trade on:

Thursday, March 04, 2021

LM_CT100	5-AREA	LM_CT109	
Neg. Cash Volume:	9,540	Dressed Formula Vol:	30,997
Live Steer Avg:	\$113.23	Steer/Heifer Avg:	\$184.30
Live Heifer Avg:	\$111.63	Dressed Neg. Grid Vol:	3,722
Dressed Steer Avg:	\$179.25	Steer/Heifer Avg:	\$183.68
Dressed Heifer Avg:	\$180.43	TOTAL VOLUME:	44,259
LM_CT106	TOTAL WK TO DATE VOLUME:		203,495
Committed:	44,934	Delivered:	65,183

LM_CT118	TX-OK-NM	LM_CT109	
Neg. Cash Volume:	0	Dressed Formula Vol:	9,745
Live Steer Avg:	\$0.00	Steer/Heifer Avg:	\$180.76
Live Heifer Avg:	\$0.00	Dressed Neg. Grid Vol:	402
Dressed Steer Avg:	\$0.00	Steer/Heifer Avg:	\$180.21
Dressed Heifer Avg:	\$0.00	TOTAL VOLUME:	10,147
LM_CT106	TOTAL WK TO DATE VOLUME:		47,890
Committed:	18,592	Delivered:	17,416

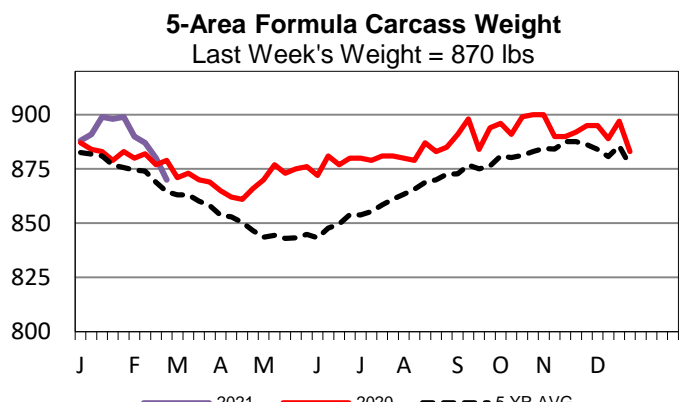
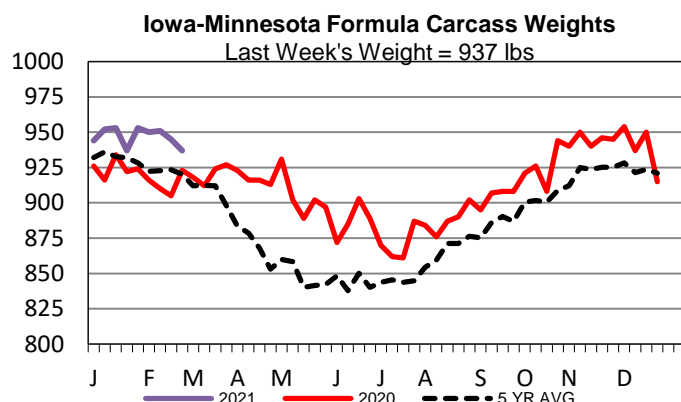
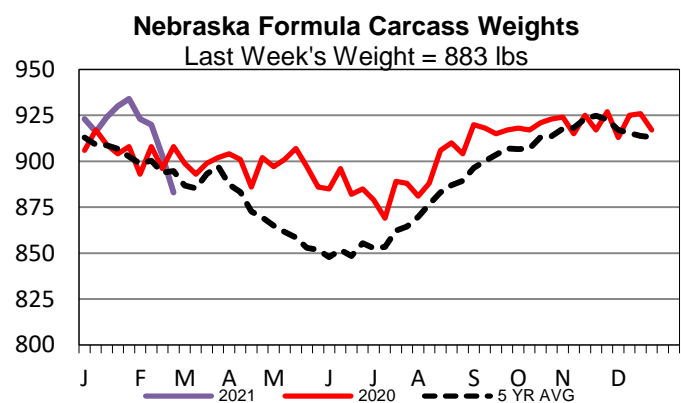
LM_CT121	KANSAS	LM_CT109	
Neg. Cash Volume:	685	Dressed Formula Vol:	8,865
Live Steer Avg:	\$113.00	Steer/Heifer Avg:	\$183.78
Live Heifer Avg:	\$0.00	Dressed Neg. Grid Vol:	42
Dressed Steer Avg:	\$0.00	Steer/Heifer Avg:	\$181.31
Dressed Heifer Avg:	\$0.00	TOTAL VOLUME:	9,592
LM_CT106	TOTAL WK TO DATE VOLUME:		61,694
Committed:	6,580	Delivered:	16,309

LM_CT124	NEBRASKA	LM_CT109	
Neg. Cash Volume:	1,998	Dressed Formula Vol:	4,183
Live Steer Avg:	\$113.00	Steer/Heifer Avg:	\$188.06
Live Heifer Avg:	\$0.00	Dressed Neg. Grid Vol:	1,849
Dressed Steer Avg:	\$179.59	Steer/Heifer Avg:	\$184.62
Dressed Heifer Avg:	\$181.27	TOTAL VOLUME:	8,030
LM_CT106	TOTAL WK TO DATE VOLUME:		47,908
Committed:	11,117	Delivered:	16,302

LM_CT134	COLORADO	LM_CT109	
Neg. Cash Volume:	0	Dressed Formula Vol:	5,392
Live Steer Avg:	\$0.00	Steer/Heifer Avg:	\$189.48
Live Heifer Avg:	\$0.00	Dressed Neg. Grid Vol:	650
Dressed Steer Avg:	\$0.00	Steer/Heifer Avg:	\$183.88
Dressed Heifer Avg:	\$0.00	TOTAL VOLUME:	6,042
LM_CT106	TOTAL WK TO DATE VOLUME:		16,661
Committed:	603	Delivered:	6,032

LM_CT137	IA-MN	LM_CT109	
Neg. Cash Volume:	6,857	Dressed Formula Vol:	3,161
Live Steer Avg:	\$113.29	Steer/Heifer Avg:	\$182.79
Live Heifer Avg:	\$111.63	Dressed Neg. Grid Vol:	779
Dressed Steer Avg:	\$179.16	Steer/Heifer Avg:	\$183.20
Dressed Heifer Avg:	\$180.00	TOTAL VOLUME:	10,797
LM_CT106	TOTAL WK TO DATE VOLUME:		30,385
Committed:	8,042	Delivered:	9,124

For Thursday in Nebraska and Western Cornbelt cash trading was limited on moderate demand. In Kansas cash trading was mostly inactive on very light demand. However, not enough purchases in any price range for a full market trend. In the Texas Panhandle and Colorado cash trading was at a standstill. Wednesday was the last reported market in the Southern Plains and Northern Plains with live at 114.00 and dressed, in Nebraska, traded at 180.00. Last week in the Western Cornbelt live and dressed traded at 114.00 and 182.00, respectively.



USDA Livestock, Poultry and Grain Market News

St. Joseph, Missouri

Phone: 816-676-7000

stjoe.lpgmn@ams.usda.gov