

**Daily Direct Steer and Heifer Slaughter Cattle Summary**

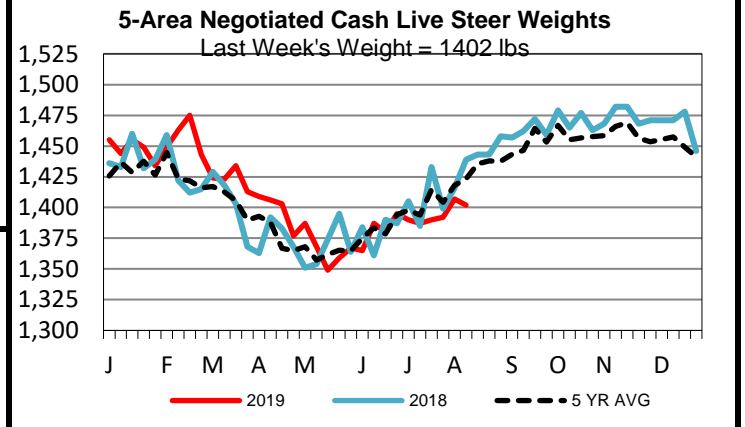
For Trade on:

Tuesday, August 13, 2019

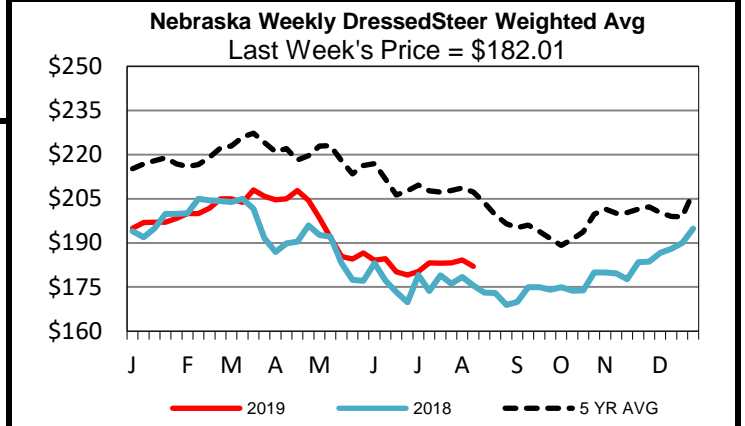
|                            |                                 |                                     |
|----------------------------|---------------------------------|-------------------------------------|
| <a href="#">LM CT100</a>   | <b>5-AREA</b>                   | <a href="#">LM CT109</a>            |
| <b>Neg. Cash Volume:</b>   | 1,376                           | <b>Dressed Formula Vol:</b> 38,431  |
| <b>Live Steer Avg:</b>     | \$106.00                        | <b>Steer/Heifer Avg:</b> \$184.37   |
| <b>Live Heifer Avg:</b>    | N/A                             | <b>Dressed Neg. Grid Vol:</b> 1,998 |
| <b>Dressed Steer Avg:</b>  | \$170.00                        | <b>Steer/Heifer Avg:</b> \$185.64   |
| <b>Dressed Heifer Avg:</b> | \$170.00                        | <b>TOTAL VOLUME:</b> 41,805         |
| <a href="#">LM CT106</a>   | <b>TOTAL WK TO DATE VOLUME:</b> | <b>111,583</b>                      |
| <b>Committed:</b>          | 62,718                          | <b>Delivered:</b> 68,100            |

On Tuesday negotiated cash trade was mostly inactive on light demand in all feeding regions. The latest established market was last week with live purchases in the Southern Plains at 110.00. In Nebraska last week, live purchases traded mostly at 113.00 with dressed purchases from 180.00-185.00. For the previous week in the Western Cornbelt, live purchases traded from 113.00-115.00 with dressed purchases from 180.00-181.00.

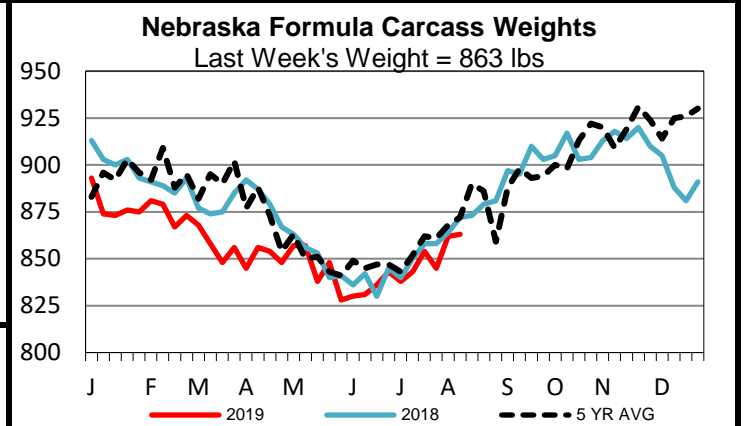
|                            |                                 |                                    |
|----------------------------|---------------------------------|------------------------------------|
| <a href="#">LM CT118</a>   | <b>TX-OK-NM</b>                 | <a href="#">LM CT109</a>           |
| <b>Neg. Cash Volume:</b>   | 0                               | <b>Dressed Formula Vol:</b> 12,441 |
| <b>Live Steer Avg:</b>     | N/A                             | <b>Steer/Heifer Avg:</b> \$180.21  |
| <b>Live Heifer Avg:</b>    | N/A                             | <b>Dressed Neg. Grid Vol:</b> 0    |
| <b>Dressed Steer Avg:</b>  | N/A                             | <b>Steer/Heifer Avg:</b> N/A       |
| <b>Dressed Heifer Avg:</b> | N/A                             | <b>TOTAL VOLUME:</b> 12,441        |
| <a href="#">LM CT106</a>   | <b>TOTAL WK TO DATE VOLUME:</b> | <b>35,659</b>                      |
| <b>Committed:</b>          | 17,521                          | <b>Delivered:</b> 16,772           |



|                            |                                 |                                   |
|----------------------------|---------------------------------|-----------------------------------|
| <a href="#">LM CT121</a>   | <b>KANSAS</b>                   | <a href="#">LM CT109</a>          |
| <b>Neg. Cash Volume:</b>   | 0                               | <b>Dressed Formula Vol:</b> 7,471 |
| <b>Live Steer Avg:</b>     | N/A                             | <b>Steer/Heifer Avg:</b> \$179.15 |
| <b>Live Heifer Avg:</b>    | N/A                             | <b>Dressed Neg. Grid Vol:</b> 30  |
| <b>Dressed Steer Avg:</b>  | N/A                             | <b>Steer/Heifer Avg:</b> \$173.04 |
| <b>Dressed Heifer Avg:</b> | N/A                             | <b>TOTAL VOLUME:</b> 7,501        |
| <a href="#">LM CT106</a>   | <b>TOTAL WK TO DATE VOLUME:</b> | <b>38,059</b>                     |
| <b>Committed:</b>          | 20,345                          | <b>Delivered:</b> 16,654          |



|                            |                                 |                                     |
|----------------------------|---------------------------------|-------------------------------------|
| <a href="#">LM CT124</a>   | <b>NEBRASKA</b>                 | <a href="#">LM CT109</a>            |
| <b>Neg. Cash Volume:</b>   | 115                             | <b>Dressed Formula Vol:</b> 10,660  |
| <b>Live Steer Avg:</b>     | N/A                             | <b>Steer/Heifer Avg:</b> \$190.09   |
| <b>Live Heifer Avg:</b>    | N/A                             | <b>Dressed Neg. Grid Vol:</b> 1,077 |
| <b>Dressed Steer Avg:</b>  | \$170.00                        | <b>Steer/Heifer Avg:</b> \$185.09   |
| <b>Dressed Heifer Avg:</b> | N/A                             | <b>TOTAL VOLUME:</b> 11,852         |
| <a href="#">LM CT106</a>   | <b>TOTAL WK TO DATE VOLUME:</b> | <b>20,017</b>                       |
| <b>Committed:</b>          | 13,534                          | <b>Delivered:</b> 16,810            |



|                            |                                 |                                   |
|----------------------------|---------------------------------|-----------------------------------|
| <a href="#">LM CT134</a>   | <b>COLORADO</b>                 | <a href="#">LM CT109</a>          |
| <b>Neg. Cash Volume:</b>   | 0                               | <b>Dressed Formula Vol:</b> 5,459 |
| <b>Live Steer Avg:</b>     | N/A                             | <b>Steer/Heifer Avg:</b> \$189.93 |
| <b>Live Heifer Avg:</b>    | N/A                             | <b>Dressed Neg. Grid Vol:</b> 0   |
| <b>Dressed Steer Avg:</b>  | N/A                             | <b>Steer/Heifer Avg:</b> N/A      |
| <b>Dressed Heifer Avg:</b> | N/A                             | <b>TOTAL VOLUME:</b> 5,459        |
| <a href="#">LM CT106</a>   | <b>TOTAL WK TO DATE VOLUME:</b> | <b>10,387</b>                     |
| <b>Committed:</b>          | 5,745                           | <b>Delivered:</b> 10,226          |

|                            |                                 |                                   |
|----------------------------|---------------------------------|-----------------------------------|
| <a href="#">LM CT137</a>   | <b>IA-MN</b>                    | <a href="#">LM CT109</a>          |
| <b>Neg. Cash Volume:</b>   | 1,261                           | <b>Dressed Formula Vol:</b> 2,584 |
| <b>Live Steer Avg:</b>     | \$106.00                        | <b>Steer/Heifer Avg:</b> \$184.17 |
| <b>Live Heifer Avg:</b>    | N/A                             | <b>Dressed Neg. Grid Vol:</b> 891 |
| <b>Dressed Steer Avg:</b>  | \$170.00                        | <b>Steer/Heifer Avg:</b> \$186.72 |
| <b>Dressed Heifer Avg:</b> | \$170.00                        | <b>TOTAL VOLUME:</b> 4,736        |
| <a href="#">LM CT106</a>   | <b>TOTAL WK TO DATE VOLUME:</b> | <b>7,759</b>                      |
| <b>Committed:</b>          | 5,573                           | <b>Delivered:</b> 7,638           |

**USDA Livestock, Poultry and Grain Market News**

St. Joseph, Missouri

Phone: 816-676-7000

[stjoe.lpgmn@ams.usda.gov](mailto:stjoe.lpgmn@ams.usda.gov)