

Daily Direct Steer and Heifer Slaughter Cattle Summary

For Trade on:

Tuesday, October 26, 2021

<a href="#">LM CT100</a>	<b>5-AREA</b>	<a href="#">LM CT109</a>
<b>Neg. Cash Volume:</b>	18,061	<b>Dressed Formula Vol:</b> 34,147
Live Steer Avg:	\$125.09	Steer/Heifer Avg: \$200.81
Live Heifer Avg:	\$124.61	<b>Dressed Neg. Grid Vol:</b> 2,101
Dressed Steer Avg:	\$199.74	Steer/Heifer Avg: \$195.63
Dressed Heifer Avg:	\$199.83	<b>TOTAL VOLUME:</b> 54,309
<a href="#">LM CT106</a>	<b>TOTAL WK TO DATE VOLUME:</b>	<b>122,589</b>
<b>Committed:</b>	<b>69,179</b>	<b>Delivered:</b> 72,699

<a href="#">LM CT118</a>	<b>TX-OK-NM</b>	<a href="#">LM CT109</a>
<b>Neg. Cash Volume:</b>	7,392	<b>Dressed Formula Vol:</b> 13,451
Live Steer Avg:	\$124.07	Steer/Heifer Avg: \$200.06
Live Heifer Avg:	\$124.12	<b>Dressed Neg. Grid Vol:</b> 209
Dressed Steer Avg:	N/A	Steer/Heifer Avg: \$188.36
Dressed Heifer Avg:	N/A	<b>TOTAL VOLUME:</b> 21,052
<a href="#">LM CT106</a>	<b>TOTAL WK TO DATE VOLUME:</b>	<b>40,573</b>
<b>Committed:</b>	17,588	<b>Delivered:</b> 17,516

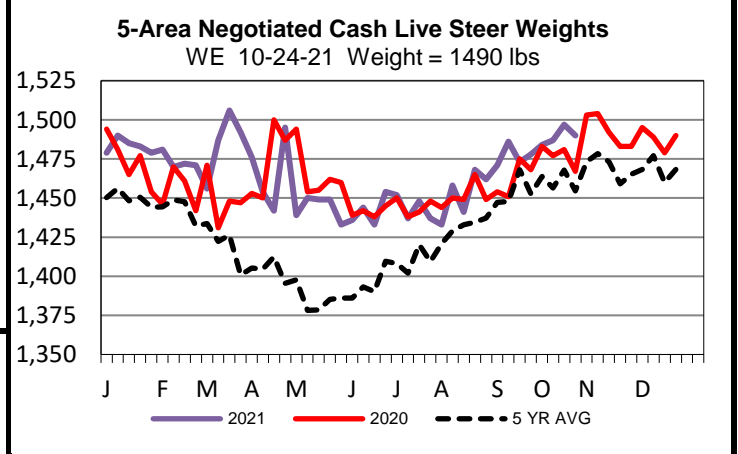
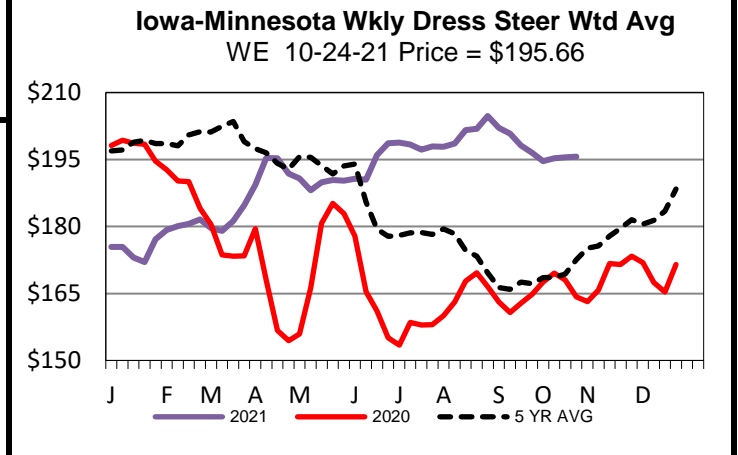
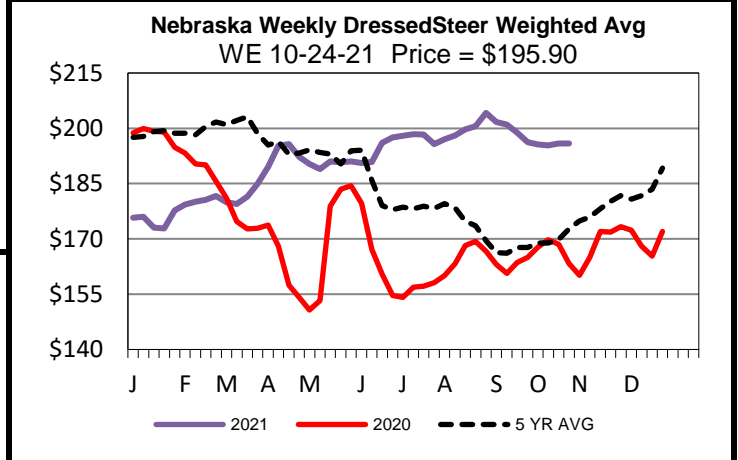
<a href="#">LM CT121</a>	<b>KANSAS</b>	<a href="#">LM CT109</a>
<b>Neg. Cash Volume:</b>	76	<b>Dressed Formula Vol:</b> 10,490
Live Steer Avg:	\$126.00	Steer/Heifer Avg: \$199.39
Live Heifer Avg:	\$126.00	<b>Dressed Neg. Grid Vol:</b> 597
Dressed Steer Avg:	N/A	Steer/Heifer Avg: \$194.58
Dressed Heifer Avg:	N/A	<b>TOTAL VOLUME:</b> 11,163
<a href="#">LM CT106</a>	<b>TOTAL WK TO DATE VOLUME:</b>	<b>42,007</b>
<b>Committed:</b>	21,153	<b>Delivered:</b> 20,120

<a href="#">LM CT124</a>	<b>NEBRASKA</b>	<a href="#">LM CT109</a>
<b>Neg. Cash Volume:</b>	7,482	<b>Dressed Formula Vol:</b> 3,412
Live Steer Avg:	\$126.00	Steer/Heifer Avg: \$210.28
Live Heifer Avg:	\$126.00	<b>Dressed Neg. Grid Vol:</b> 80
Dressed Steer Avg:	\$199.77	Steer/Heifer Avg: \$204.77
Dressed Heifer Avg:	\$200.00	<b>TOTAL VOLUME:</b> 10,974
<a href="#">LM CT106</a>	<b>TOTAL WK TO DATE VOLUME:</b>	<b>20,837</b>
<b>Committed:</b>	16,289	<b>Delivered:</b> 16,257

<a href="#">LM CT134</a>	<b>COLORADO</b>	<a href="#">LM CT109</a>
<b>Neg. Cash Volume:</b>	0	<b>Dressed Formula Vol:</b> 4,104
Live Steer Avg:	N/A	Steer/Heifer Avg: \$199.72
Live Heifer Avg:	N/A	<b>Dressed Neg. Grid Vol:</b> 305
Dressed Steer Avg:	N/A	Steer/Heifer Avg: \$202.28
Dressed Heifer Avg:	N/A	<b>TOTAL VOLUME:</b> 4,409
<a href="#">LM CT106</a>	<b>TOTAL WK TO DATE VOLUME:</b>	<b>8,548</b>
<b>Committed:</b>	4,925	<b>Delivered:</b> 9,791

<a href="#">LM CT137</a>	<b>IA-MN</b>	<a href="#">LM CT109</a>
<b>Neg. Cash Volume:</b>	3,111	<b>Dressed Formula Vol:</b> 34,147
Live Steer Avg:	\$125.99	Steer/Heifer Avg: \$200.81
Live Heifer Avg:	\$126.00	<b>Dressed Neg. Grid Vol:</b> 910
Dressed Steer Avg:	\$199.63	Steer/Heifer Avg: \$194.96
Dressed Heifer Avg:	\$199.40	<b>TOTAL VOLUME:</b> 38,168
<a href="#">LM CT106</a>	<b>TOTAL WK TO DATE VOLUME:</b>	<b>42,270</b>
<b>Committed:</b>	9,224	<b>Delivered:</b> 9,015

For Tuesday in the Texas Panhandle, Nebraska and Western Cornbelt cash trading was slow with light demand. In the Texas Panhandle, compared to last week, live traded steady at 124.00, with a few at 125.00. In Nebraska and Western Cornbelt a few early live traded at 126.00 and in Nebraska a few early dressed traded at 200.00. However, not enough purchases for a full market trend in either region. For the prior week in Nebraska and Western Cornbelt live and dressed traded from 124.00- 125.00 and at 196.00, respectively. On Tuesday in Kansas cash trading was mostly inactive on light demand. Not enough purchases for a market trend. Last week live purchases traded at 124.00.



**USDA Livestock, Poultry and Grain Market News**  
St. Joseph, Missouri  
Phone: 816-676-7000  
[stjoe.lpgmn@ams.usda.gov](mailto:stjoe.lpgmn@ams.usda.gov)