

Daily Direct Steer and Heifer Slaughter Cattle Summary

For Trade on:

Monday, July 21, 2025

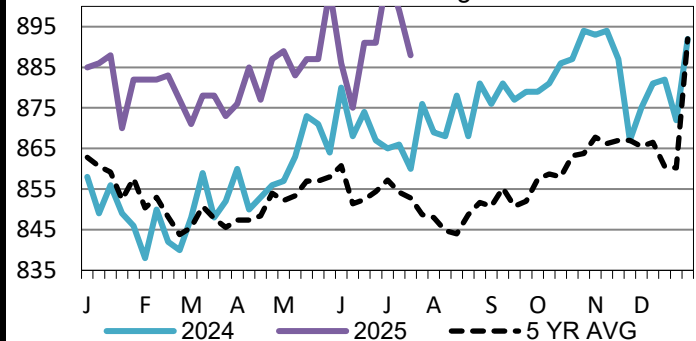
| | | |
|---------------------------|---------------------------------|--------------------------|
| LM CT100 | 5-Area | LM CT109 |
| Neg. Cash Volume: 154 | Dressed Formula Vol: 34,696 | |
| Live Steer Avg: \$240.00 | Steer/Heifer Avg: \$368.89 | |
| Live Heifer Avg: \$238.00 | Dressed Neg. Grid Vol: 2,297 | |
| Dressed Steer Avg: N/A | Steer/Heifer Avg: \$373.35 | |
| Dressed Heifer Avg: N/A | TOTAL VOLUME: 37,147 | |
| LM CT106 | TOTAL WK TO DATE VOLUME: 37,147 | |
| Committed: 52,351 | Delivered: 64,983 | |

On Monday, negotiated cash trade was mostly inactive on moderate demand in all feeding regions. The last established market in the Texas Panhandle was last week at 230.00. The last established market in Kansas was last week from 230.00-231.00. The last established market in Nebraska was last week with live purchases at 240.00 and dressed purchases at 380.00. The last established market in the Western Cornbelt was last week with live purchases at mostly 240.00 and dressed purchases at 380.00.

| | | |
|--------------------------|---------------------------------|--------------------------|
| LM CT118 | TX-OK-NM | LM CT109 |
| Neg. Cash Volume: 0 | Dressed Formula Vol: 10,725 | |
| Live Steer Avg: N/A | Steer/Heifer Avg: \$364.21 | |
| Live Heifer Avg: N/A | Dressed Neg. Grid Vol: 0 | |
| Dressed Steer Avg: N/A | Steer/Heifer Avg: N/A | |
| Dressed Heifer Avg: N/A | TOTAL VOLUME: 10,725 | |
| LM CT106 | TOTAL WK TO DATE VOLUME: 10,725 | |
| Committed: 11,977 | Delivered: 17,506 | |

TX-OK-NM Formula Carcass Weights

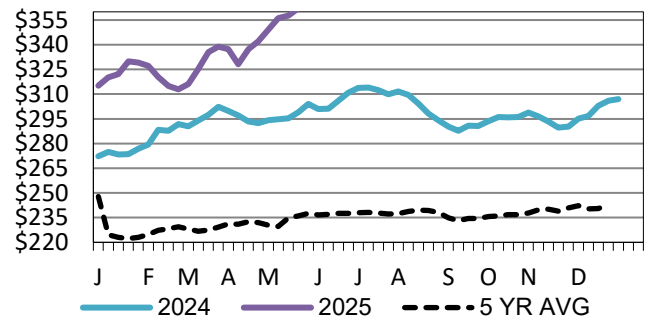
WE 07-20-2025 Weight = 888 lbs



| | | |
|--------------------------|---------------------------------|--------------------------|
| LM CT121 | KANSAS | LM CT109 |
| Neg. Cash Volume: 0 | Dressed Formula Vol: 16,379 | |
| Live Steer Avg: N/A | Steer/Heifer Avg: \$366.14 | |
| Live Heifer Avg: N/A | Dressed Neg. Grid Vol: 0 | |
| Dressed Steer Avg: N/A | Steer/Heifer Avg: N/A | |
| Dressed Heifer Avg: N/A | TOTAL VOLUME: 16,379 | |
| LM CT106 | TOTAL WK TO DATE VOLUME: 16,379 | |
| Committed: 17,736 | Delivered: 19,941 | |

Nebraska Weekly Dressed Steer Weighted Avg

WE 07-20-2025 Price = \$379.35

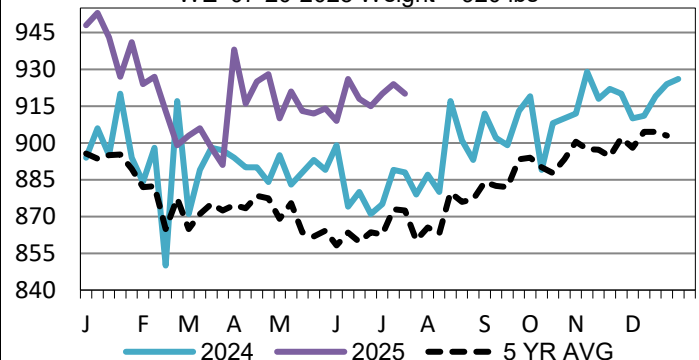


| | | |
|--------------------------|--------------------------------|--------------------------|
| LM CT124 | NEBRASKA | LM CT109 |
| Neg. Cash Volume: 0 | Dressed Formula Vol: 4,733 | |
| Live Steer Avg: N/A | Steer/Heifer Avg: \$380.78 | |
| Live Heifer Avg: N/A | Dressed Neg. Grid Vol: 1,088 | |
| Dressed Steer Avg: N/A | Steer/Heifer Avg: \$371.52 | |
| Dressed Heifer Avg: N/A | TOTAL VOLUME: 5,821 | |
| LM CT106 | TOTAL WK TO DATE VOLUME: 5,821 | |
| Committed: 9,439 | Delivered: 16,516 | |

| | | |
|--------------------------|--------------------------------|--------------------------|
| LM CT134 | COLORADO | LM CT109 |
| Neg. Cash Volume: 0 | Dressed Formula Vol: 2,280 | |
| Live Steer Avg: N/A | Steer/Heifer Avg: \$381.33 | |
| Live Heifer Avg: N/A | Dressed Neg. Grid Vol: 281 | |
| Dressed Steer Avg: N/A | Steer/Heifer Avg: \$376.77 | |
| Dressed Heifer Avg: N/A | TOTAL VOLUME: 2,561 | |
| LM CT106 | TOTAL WK TO DATE VOLUME: 2,561 | |
| Committed: 5,350 | Delivered: 3,258 | |

Colorado Formula Carcass Weights

WE 07-20-2025 Weight = 920 lbs



| | | |
|---------------------------|--------------------------------|--------------------------|
| LM CT137 | IA-MN | LM CT109 |
| Neg. Cash Volume: 154 | Dressed Formula Vol: 722 | |
| Live Steer Avg: \$240.00 | Steer/Heifer Avg: \$386.91 | |
| Live Heifer Avg: \$238.00 | Dressed Neg. Grid Vol: 1,010 | |
| Dressed Steer Avg: N/A | Steer/Heifer Avg: \$374.10 | |
| Dressed Heifer Avg: N/A | TOTAL VOLUME: 1,886 | |
| LM CT106 | TOTAL WK TO DATE VOLUME: 1,886 | |
| Committed: 7,849 | Delivered: 7,762 | |

USDA Livestock, Poultry and Grain Market News

Kansas City, MO

Phone: 816-676-7000

stjoe.lpgmn@ams.usda.gov