

Daily Direct Steer and Heifer Slaughter Cattle Summary

For Trade on:

Tuesday, August 03, 2021

LM CT100	5-AREA	LM CT109
Neg. Cash Volume:	8,178	Dressed Formula Vol: 37,641
Live Steer Avg:	\$124.52	Steer/Heifer Avg: \$197.41
Live Heifer Avg:	\$120.08	Dressed Neg. Grid Vol: 4,759
Dressed Steer Avg:	\$197.00	Steer/Heifer Avg: \$196.86
Dressed Heifer Avg:	\$196.62	TOTAL VOLUME: 50,578
LM CT106	TOTAL WK TO DATE VOLUME:	112,803
Committed:	75,415	Delivered: 74,273

LM CT118	TX-OK-NM	LM CT109
Neg. Cash Volume:	848	Dressed Formula Vol: 8,334
Live Steer Avg:	N/A	Steer/Heifer Avg: \$191.70
Live Heifer Avg:	\$117.78	Dressed Neg. Grid Vol: 0
Dressed Steer Avg:	N/A	Steer/Heifer Avg: N/A
Dressed Heifer Avg:	N/A	TOTAL VOLUME: 9,182
LM CT106	TOTAL WK TO DATE VOLUME:	30,020
Committed:	19,153	Delivered: 16,634

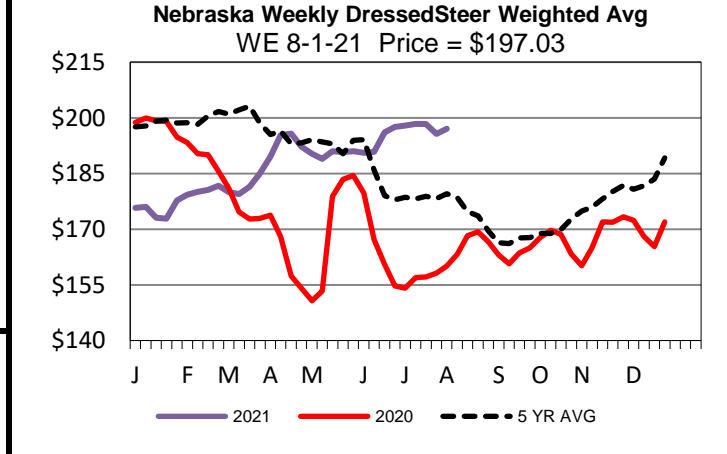
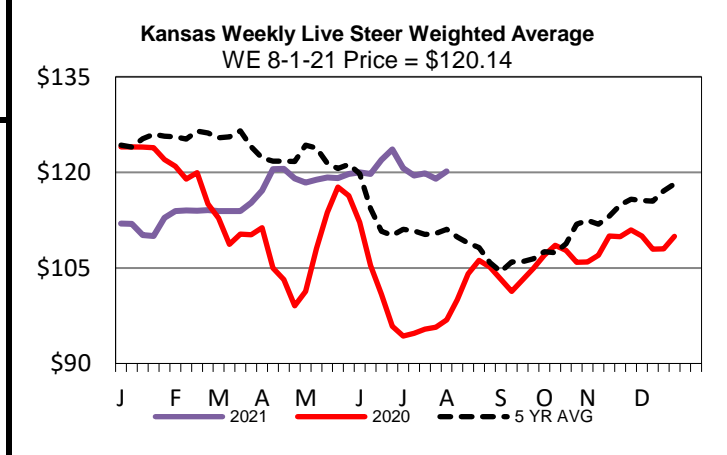
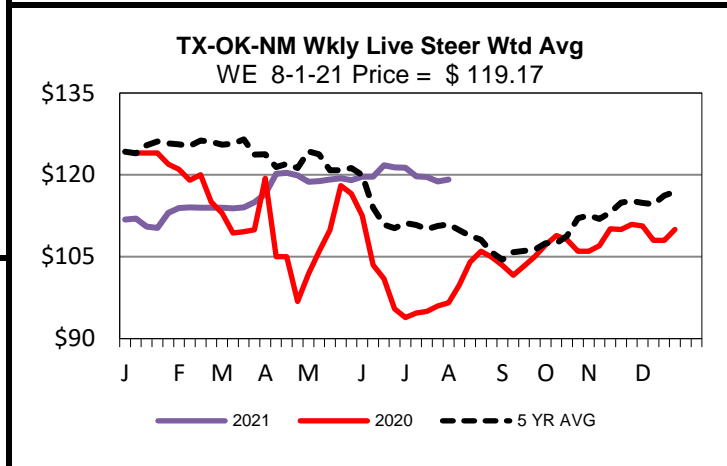
LM CT121	KANSAS	LM CT109
Neg. Cash Volume:	0	Dressed Formula Vol: 14,165
Live Steer Avg:	N/A	Steer/Heifer Avg: \$192.62
Live Heifer Avg:	N/A	Dressed Neg. Grid Vol: 371
Dressed Steer Avg:	N/A	Steer/Heifer Avg: \$188.62
Dressed Heifer Avg:	N/A	TOTAL VOLUME: 14,536
LM CT106	TOTAL WK TO DATE VOLUME:	41,670
Committed:	24,435	Delivered: 20,599

LM CT124	NEBRASKA	LM CT109
Neg. Cash Volume:	2,993	Dressed Formula Vol: 7,013
Live Steer Avg:	\$124.40	Steer/Heifer Avg: \$206.54
Live Heifer Avg:	N/A	Dressed Neg. Grid Vol: 1,959
Dressed Steer Avg:	\$197.00	Steer/Heifer Avg: \$196.87
Dressed Heifer Avg:	N/A	TOTAL VOLUME: 11,965
LM CT106	TOTAL WK TO DATE VOLUME:	21,192
Committed:	10,176	Delivered: 16,817

LM CT134	COLORADO	LM CT109
Neg. Cash Volume:	0	Dressed Formula Vol: 6,964
Live Steer Avg:	N/A	Steer/Heifer Avg: \$204.52
Live Heifer Avg:	N/A	Dressed Neg. Grid Vol: 606
Dressed Steer Avg:	N/A	Steer/Heifer Avg: \$197.68
Dressed Heifer Avg:	N/A	TOTAL VOLUME: 7,570
LM CT106	TOTAL WK TO DATE VOLUME:	10,644
Committed:	14,772	Delivered: 9,932

LM CT137	IA-MN	LM CT109
Neg. Cash Volume:	4,337	Dressed Formula Vol: 1,240
Live Steer Avg:	\$124.60	Steer/Heifer Avg: \$199.06
Live Heifer Avg:	\$125.00	Dressed Neg. Grid Vol: 1,943
Dressed Steer Avg:	\$197.00	Steer/Heifer Avg: \$198.52
Dressed Heifer Avg:	\$196.62	TOTAL VOLUME: 7,520
LM CT106	TOTAL WK TO DATE VOLUME:	9,789
Committed:	6,879	Delivered: 10,291

Tuesday in Nebraska and the Western Cornbelt cash trading was limited on light demand. In Nebraska early live traded 2.00 to 3.00 higher from 124.00-125.00 compared to last week. In the Western Cornbelt early live traded at 125.00, steady to 2.00 higher compared to last week. Not enough dressed purchases in either region for a full market trend. Last week in Nebraska dressed traded at 196.00. In the Western Cornbelt last week dressed traded from 195.00-201.00. Ccask trading in the Southern Plains was mostly inactive with very light demand. Last week live traded at 120.00.



USDA Livestock, Poultry and Grain Market News
St. Joseph, Missouri
Phone: 816-676-7000
stjoe.lpgmn@ams.usda.gov