

Daily Direct Steer and Heifer Slaughter Cattle Summary

For Trade on:

Monday, December 10, 2018

LM CT100	5-AREA	LM CT109
Neg. Cash Volume:	76	Dressed Formula Vol: 62,079
Live Steer Avg:	N/A	Steer/Heifer Avg: \$188.38
Live Heifer Avg:	N/A	Dressed Neg. Grid Vol: 3,020
Dressed Steer Avg:	N/A	Steer/Heifer Avg: \$182.99
Dressed Heifer Avg:	N/A	TOTAL VOLUME: 65,175
LM CT106	TOTAL WK TO DATE VOLUME:	65,175
Committed:	55,251	Delivered: 73,872

LM CT118	TX-OK-NM	LM CT109
Neg. Cash Volume:	0	Dressed Formula Vol: 17,375
Live Steer Avg:	N/A	Steer/Heifer Avg: \$188.43
Live Heifer Avg:	N/A	Dressed Neg. Grid Vol: 1,917
Dressed Steer Avg:	N/A	Steer/Heifer Avg: \$185.44
Dressed Heifer Avg:	N/A	TOTAL VOLUME: 19,292
LM CT106	TOTAL WK TO DATE VOLUME:	19,292
Committed:	16,422	Delivered: 17,496

LM CT121	KANSAS	LM CT109
Neg. Cash Volume:	0	Dressed Formula Vol: 31,135
Live Steer Avg:	N/A	Steer/Heifer Avg: \$188.69
Live Heifer Avg:	N/A	Dressed Neg. Grid Vol: 0
Dressed Steer Avg:	N/A	Steer/Heifer Avg: N/A
Dressed Heifer Avg:	N/A	TOTAL VOLUME: 31,135
LM CT106	TOTAL WK TO DATE VOLUME:	31,135
Committed:	9,067	Delivered: 18,282

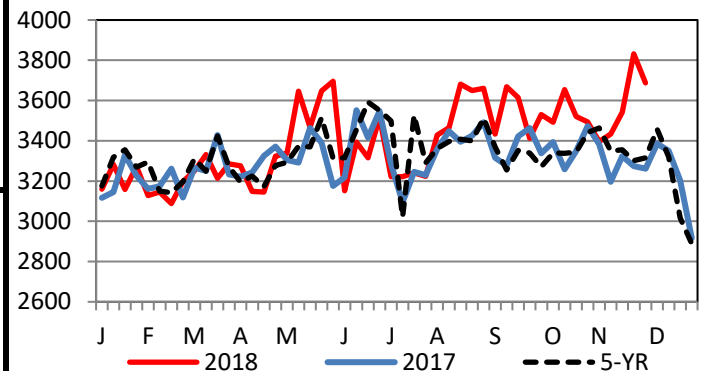
LM CT124	NEBRASKA	LM CT109
Neg. Cash Volume:	0	Dressed Formula Vol: 8,580
Live Steer Avg:	N/A	Steer/Heifer Avg: \$188.19
Live Heifer Avg:	N/A	Dressed Neg. Grid Vol: 485
Dressed Steer Avg:	N/A	Steer/Heifer Avg: \$180.14
Dressed Heifer Avg:	N/A	TOTAL VOLUME: 9,065
LM CT106	TOTAL WK TO DATE VOLUME:	9,065
Committed:	17,566	Delivered: 18,451

LM CT134	COLORADO	LM CT109
Neg. Cash Volume:	0	Dressed Formula Vol: 2,742
Live Steer Avg:	N/A	Steer/Heifer Avg: \$186.88
Live Heifer Avg:	N/A	Dressed Neg. Grid Vol: 0
Dressed Steer Avg:	N/A	Steer/Heifer Avg: N/A
Dressed Heifer Avg:	N/A	TOTAL VOLUME: 2,742
LM CT106	TOTAL WK TO DATE VOLUME:	2,742
Committed:	1,140	Delivered: 5,930

LM CT137	IA-MN	LM CT109
Neg. Cash Volume:	76	Dressed Formula Vol: 2,678
Live Steer Avg:	N/A	Steer/Heifer Avg: \$186.88
Live Heifer Avg:	N/A	Dressed Neg. Grid Vol: 658
Dressed Steer Avg:	N/A	Steer/Heifer Avg: \$177.46
Dressed Heifer Avg:	N/A	TOTAL VOLUME: 3,412
LM CT106	TOTAL WK TO DATE VOLUME:	3,412
Committed:	11,056	Delivered: 13,713

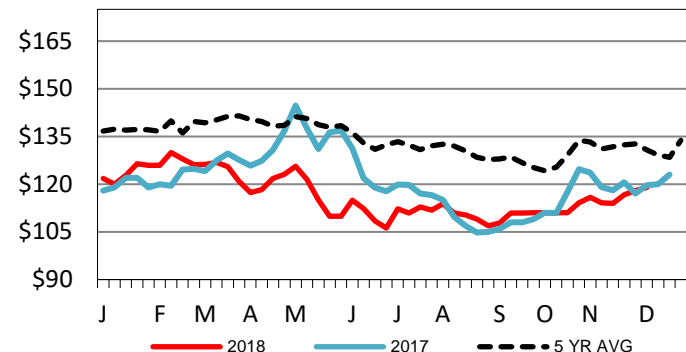
On Monday trading in the Southern Plains and Nebraska was at a standstill. In the Western Cornbelt trading was inactive on very light demand. Not enough trades for a market trend. Last week in the Southern Plains and Nebraska live cash trades moved mostly at 119.00 and dressed cash trades, in Nebraska, moved at 187.00. For the prior week in the Western Cornbelt live cash trades moved mostly at 116.00 and dressed cash trades ranged from 185.00-187.00.

Boxed Beef Formula Load Count



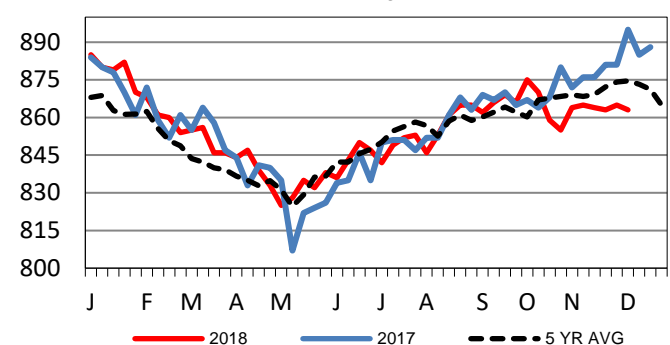
Kansas Weekly Live Steer Weighted Average

Last Week's Price = \$118.94



Kansas Formula Carcass Weights

Last Week's Weight = 863 lbs



USDA Livestock, Poultry and Grain Market News

St. Joseph, Missouri

Phone: 816-676-7000

stjoe.lpgmn@ams.usda.gov