

Daily Direct Steer and Heifer Slaughter Cattle Summary

For Trade on:

Wednesday, November 25, 2020

LM_CT100	5-AREA	LM_CT109
Neg. Cash Volume:	45,993	Dressed Formula Vol: 25,199
Live Steer Avg:	\$110.38	Steer/Heifer Avg: \$178.24
Live Heifer Avg:	\$110.68	Dressed Neg. Grid Vol: 540
Dressed Steer Avg:	\$173.57	Steer/Heifer Avg: \$173.05
Dressed Heifer Avg:	\$173.51	TOTAL VOLUME: 71,732
LM_CT106	TOTAL WK TO DATE VOLUME:	158,708
Committed:	81,426	Delivered: 68,559

For Primarily Wednesday, 11/25/2020 through Holiday Thursday 11/26/2020
 For Wednesday cash trading and demand in the 5 Area Feeding regions the Southern Plains was moderate. In the Southern Plains, compared to last week, live traded 1.00 higher at 111.00. In Nebraska, when compared to last week, live traded steady to 1.00 higher from 110.00-111.00 and dressed traded 2.00 higher at 174.00. In the Western Cornbelt live traded steady from 109.00-110.00 and dressed traded 2.00 higher at 172.00 when compared to the last reported market on Tuesday.

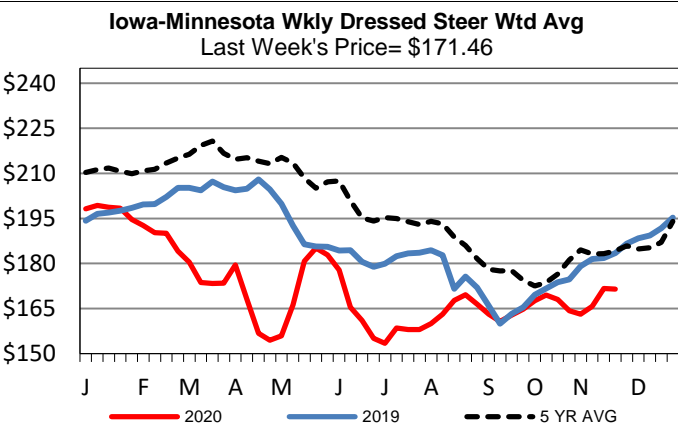
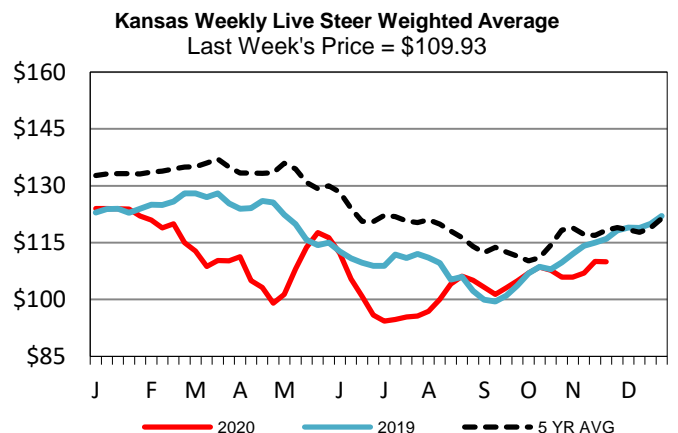
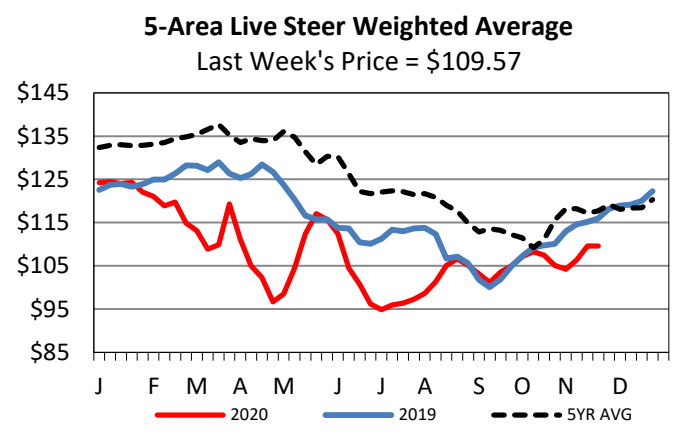
LM_CT118	TX-OK-NM	LM_CT109
Neg. Cash Volume:	3,388	Dressed Formula Vol: 6,331
Live Steer Avg:	\$110.96	Steer/Heifer Avg: \$175.62
Live Heifer Avg:	\$111.00	Dressed Neg. Grid Vol: 13
Dressed Steer Avg:	\$0.00	Steer/Heifer Avg: \$164.66
Dressed Heifer Avg:	\$0.00	TOTAL VOLUME: 9,732
LM_CT106	TOTAL WK TO DATE VOLUME:	28,130
Committed:	7,972	Delivered: 16,370

LM_CT121	KANSAS	LM_CT109
Neg. Cash Volume:	14,431	Dressed Formula Vol: 6,367
Live Steer Avg:	\$110.98	Steer/Heifer Avg: \$176.27
Live Heifer Avg:	\$110.91	Dressed Neg. Grid Vol: 41
Dressed Steer Avg:	\$176.00	Steer/Heifer Avg: \$174.24
Dressed Heifer Avg:	\$174.00	TOTAL VOLUME: 20,839
LM_CT106	TOTAL WK TO DATE VOLUME:	51,809
Committed:	27,861	Delivered: 16,959

LM_CT124	NEBRASKA	LM_CT109
Neg. Cash Volume:	15,495	Dressed Formula Vol: 6,147
Live Steer Avg:	\$110.18	Steer/Heifer Avg: \$183.84
Live Heifer Avg:	\$110.60	Dressed Neg. Grid Vol: 207
Dressed Steer Avg:	\$173.36	Steer/Heifer Avg: \$171.91
Dressed Heifer Avg:	\$173.83	TOTAL VOLUME: 21,849
LM_CT106	TOTAL WK TO DATE VOLUME:	36,645
Committed:	22,206	Delivered: 19,771

LM_CT134	COLORADO	LM_CT109
Neg. Cash Volume:	0	Dressed Formula Vol: 3,489
Live Steer Avg:	n/a	Steer/Heifer Avg: \$180.56
Live Heifer Avg:	n/a	Dressed Neg. Grid Vol: 91
Dressed Steer Avg:	n/a	Steer/Heifer Avg: \$177.00
Dressed Heifer Avg:	n/a	TOTAL VOLUME: 3,580
LM_CT106	TOTAL WK TO DATE VOLUME:	10,262
Committed:	11,668	Delivered: 6,678

LM_CT137	IA-MN	LM_CT109
Neg. Cash Volume:	12,679	Dressed Formula Vol: 3,065
Live Steer Avg:	\$109.15	Steer/Heifer Avg: \$173.81
Live Heifer Avg:	\$109.69	Dressed Neg. Grid Vol: 188
Dressed Steer Avg:	\$173.82	Steer/Heifer Avg: \$172.70
Dressed Heifer Avg:	\$172.98	TOTAL VOLUME: 15,932
LM_CT106	TOTAL WK TO DATE VOLUME:	32,526
Committed:	11,719	Delivered: 8,781



USDA Livestock, Poultry and Grain Market News

St. Joseph, Missouri
 Phone: 816-676-7000

stjoe.lpgmn@ams.usda.gov