

Daily Direct Steer and Heifer Slaughter Cattle Summary

For Trade on:

Wednesday, September 16, 2020

LM_CT100	5-AREA	LM_CT109
Neg. Cash Volume:	37,491	Dressed Formula Vol: 38,176
Live Steer Avg:	\$103.97	Steer/Heifer Avg: \$164.51
Live Heifer Avg:	\$103.64	Dressed Neg. Grid Vol: 3,477
Dressed Steer Avg:	\$163.25	Steer/Heifer Avg: \$166.35
Dressed Heifer Avg:	\$162.83	TOTAL VOLUME: 79,144
LM_CT106	TOTAL WK TO DATE VOLUME: 268,250	
Committed:	85,059	Delivered: 66,026

LM_CT118	TX-OK-NM	LM_CT109
Neg. Cash Volume:	244	Dressed Formula Vol: 11,362
Live Steer Avg:	\$103.50	Steer/Heifer Avg: \$161.22
Live Heifer Avg:	n/a	Dressed Neg. Grid Vol: 0
Dressed Steer Avg:	n/a	Steer/Heifer Avg: \$0.00
Dressed Heifer Avg:	n/a	TOTAL VOLUME: 11,606
LM_CT106	TOTAL WK TO DATE VOLUME: 70,589	
Committed:	13,920	Delivered: 16,738

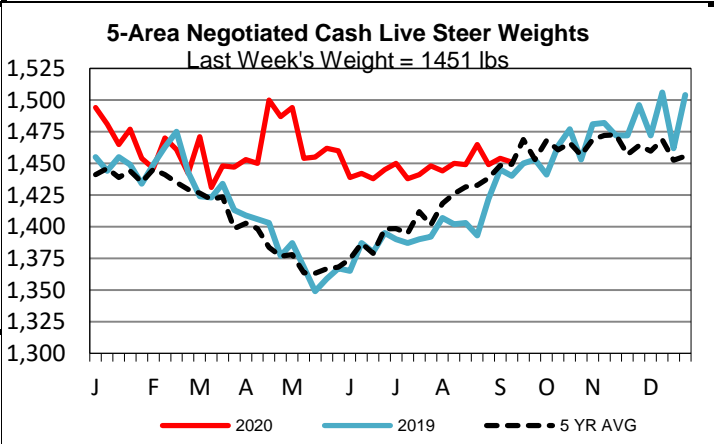
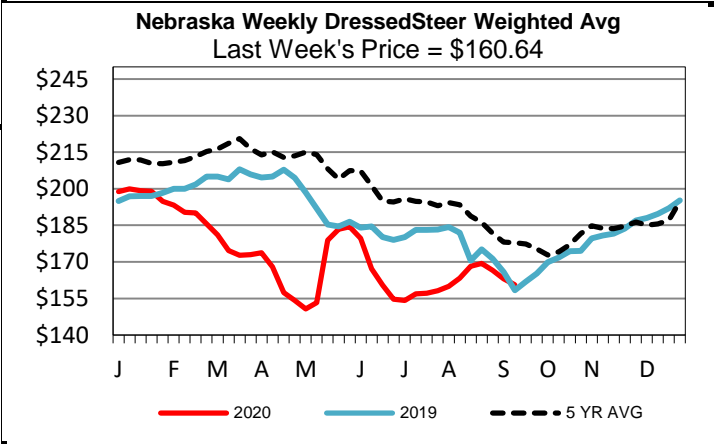
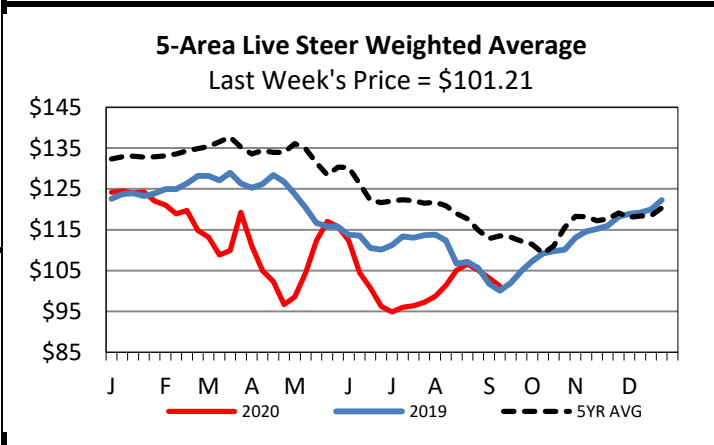
LM_CT121	KANSAS	LM_CT109
Neg. Cash Volume:	2,151	Dressed Formula Vol: 10,800
Live Steer Avg:	\$103.54	Steer/Heifer Avg: \$163.06
Live Heifer Avg:	\$104.24	Dressed Neg. Grid Vol: 0
Dressed Steer Avg:	\$163.00	Steer/Heifer Avg: \$0.00
Dressed Heifer Avg:	n/a	TOTAL VOLUME: 12,951
LM_CT106	TOTAL WK TO DATE VOLUME: 84,982	
Committed:	17,791	Delivered: 19,305

LM_CT124	NEBRASKA	LM_CT109
Neg. Cash Volume:	14,834	Dressed Formula Vol: 8,329
Live Steer Avg:	\$103.25	Steer/Heifer Avg: \$166.31
Live Heifer Avg:	\$103.49	Dressed Neg. Grid Vol: 1,585
Dressed Steer Avg:	\$163.07	Steer/Heifer Avg: \$168.28
Dressed Heifer Avg:	\$163.00	TOTAL VOLUME: 24,748
LM_CT106	TOTAL WK TO DATE VOLUME: 52,364	
Committed:	27,396	Delivered: 15,815

LM_CT134	COLORADO	LM_CT109
Neg. Cash Volume:	0	Dressed Formula Vol: 5,084
Live Steer Avg:	n/a	Steer/Heifer Avg: \$172.63
Live Heifer Avg:	n/a	Dressed Neg. Grid Vol: 817
Dressed Steer Avg:	n/a	Steer/Heifer Avg: \$166.40
Dressed Heifer Avg:	n/a	TOTAL VOLUME: 5,901
LM_CT106	TOTAL WK TO DATE VOLUME: 21,718	
Committed:	3,539	Delivered: 6,183

LM_CT137	IA-MN	LM_CT109
Neg. Cash Volume:	20,262	Dressed Formula Vol: 3,026
Live Steer Avg:	\$104.35	Steer/Heifer Avg: \$163.81
Live Heifer Avg:	\$103.72	Dressed Neg. Grid Vol: 1,075
Dressed Steer Avg:	\$163.48	Steer/Heifer Avg: \$163.46
Dressed Heifer Avg:	\$162.67	TOTAL VOLUME: 24,363
LM_CT106	TOTAL WK TO DATE VOLUME: 39,410	
Committed:	22,413	Delivered: 7,985

For Thursday in Nebraska trade and demand were moderate. Live moved 0.50 higher at 103.50. Dressed moved 2.00 to 3.00 higher at 163.00. In the Western Cornbelt trade was moderate on good demand. Live moved 2.00 to 4.00 higher from 104.00 to 105.00. Dressed moved 1.00 higher at 163.00. Thursday in the Southern Plains saw trade limited on light demand. In Kansas a few live purchases move at 105.00. Wednesday was the last reported market in the Southern Plains. In the Texas Panhandle live purchases moved from 103.00 to 103.50. In Kansas live purchases moved at 103.00.



USDA Livestock, Poultry and Grain Market News
St. Joseph, Missouri
Phone: 816-676-7000
stjoe.lpgmn@ams.usda.gov