

**Daily Direct Steer and Heifer Slaughter Cattle Summary**

For Trade on:

Friday, January 15, 2021

<a href="#">LM_CT100</a>	<b>5-AREA</b>	<a href="#">LM_CT109</a>
<b>Neg. Cash Volume:</b>	588	<b>Dressed Formula Vol:</b> 44,668
Live Steer Avg:	\$0.00	Steer/Heifer Avg: \$179.15
Live Heifer Avg:	\$110.00	<b>Dressed Neg. Grid Vol:</b> 567
Dressed Steer Avg:	\$172.00	Steer/Heifer Avg: \$177.22
Dressed Heifer Avg:	\$0.00	<b>TOTAL VOLUME:</b> <b>45,823</b>
<a href="#">LM_CT106</a>	<b>TOTAL WK TO DATE VOLUME:</b> <b>271,871</b>	
<b>Committed:</b>	<b>58,477</b>	<b>Delivered:</b> <b>98,885</b>

<a href="#">LM_CT118</a>	<b>TX-OK-NM</b>	<a href="#">LM_CT109</a>
<b>Neg. Cash Volume:</b>	15	<b>Dressed Formula Vol:</b> 9,717
Live Steer Avg:	\$0.00	Steer/Heifer Avg: \$176.60
Live Heifer Avg:	\$0.00	<b>Dressed Neg. Grid Vol:</b> 0
Dressed Steer Avg:	\$0.00	Steer/Heifer Avg: \$0.00
Dressed Heifer Avg:	\$0.00	<b>TOTAL VOLUME:</b> <b>9,732</b>
<a href="#">LM_CT106</a>	<b>TOTAL WK TO DATE VOLUME:</b> <b>47,149</b>	
<b>Committed:</b>	<b>5,966</b>	<b>Delivered:</b> <b>14,723</b>

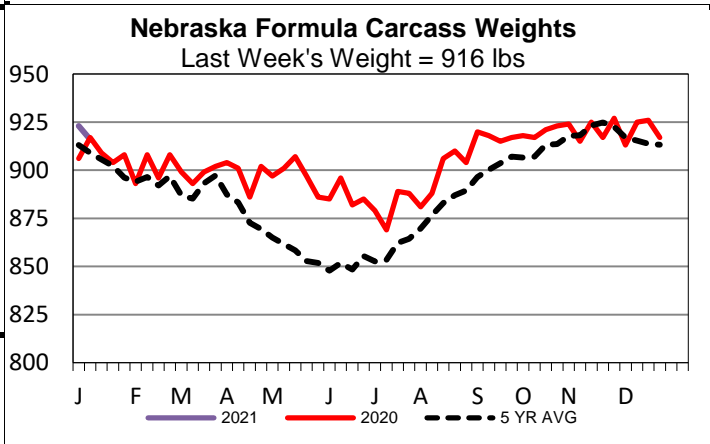
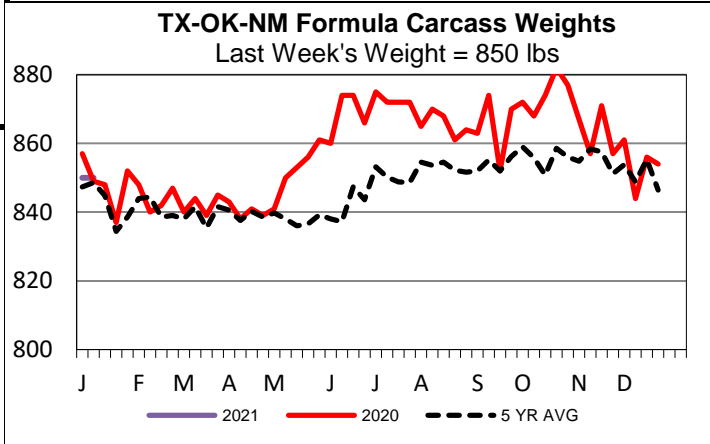
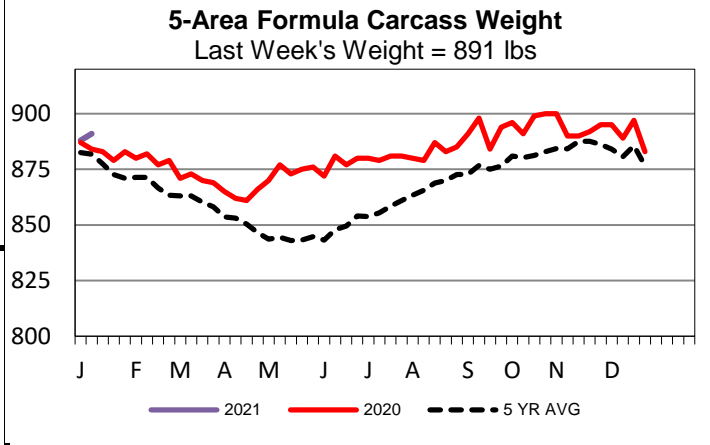
<a href="#">LM_CT121</a>	<b>KANSAS</b>	<a href="#">LM_CT109</a>
<b>Neg. Cash Volume:</b>	0	<b>Dressed Formula Vol:</b> 19,382
Live Steer Avg:	\$0.00	Steer/Heifer Avg: \$179.65
Live Heifer Avg:	\$0.00	<b>Dressed Neg. Grid Vol:</b> 84
Dressed Steer Avg:	\$0.00	Steer/Heifer Avg: \$176.53
Dressed Heifer Avg:	\$0.00	<b>TOTAL VOLUME:</b> <b>19,466</b>
<a href="#">LM_CT106</a>	<b>TOTAL WK TO DATE VOLUME:</b> <b>84,635</b>	
<b>Committed:</b>	<b>15,301</b>	<b>Delivered:</b> <b>39,265</b>

<a href="#">LM_CT124</a>	<b>NEBRASKA</b>	<a href="#">LM_CT109</a>
<b>Neg. Cash Volume:</b>	160	<b>Dressed Formula Vol:</b> 9,407
Live Steer Avg:	\$0.00	Steer/Heifer Avg: \$179.80
Live Heifer Avg:	\$0.00	<b>Dressed Neg. Grid Vol:</b> 120
Dressed Steer Avg:	\$0.00	Steer/Heifer Avg: \$180.89
Dressed Heifer Avg:	\$0.00	<b>TOTAL VOLUME:</b> <b>9,687</b>
<a href="#">LM_CT106</a>	<b>TOTAL WK TO DATE VOLUME:</b> <b>65,265</b>	
<b>Committed:</b>	<b>18,607</b>	<b>Delivered:</b> <b>24,791</b>

<a href="#">LM_CT134</a>	<b>COLORADO</b>	<a href="#">LM_CT109</a>
<b>Neg. Cash Volume:</b>	0	<b>Dressed Formula Vol:</b> 3,507
Live Steer Avg:	\$0.00	Steer/Heifer Avg: \$182.50
Live Heifer Avg:	\$0.00	<b>Dressed Neg. Grid Vol:</b> 206
Dressed Steer Avg:	\$0.00	Steer/Heifer Avg: \$177.26
Dressed Heifer Avg:	\$0.00	<b>TOTAL VOLUME:</b> <b>3,713</b>
<a href="#">LM_CT106</a>	<b>TOTAL WK TO DATE VOLUME:</b> <b>24,700</b>	
<b>Committed:</b>	<b>11,745</b>	<b>Delivered:</b> <b>9,202</b>

<a href="#">LM_CT137</a>	<b>IA-MN</b>	<a href="#">LM_CT109</a>
<b>Neg. Cash Volume:</b>	158	<b>Dressed Formula Vol:</b> 2,932
Live Steer Avg:	\$0.00	Steer/Heifer Avg: \$177.93
Live Heifer Avg:	\$0.00	<b>Dressed Neg. Grid Vol:</b> 316
Dressed Steer Avg:	\$0.00	Steer/Heifer Avg: \$177.58
Dressed Heifer Avg:	\$0.00	<b>TOTAL VOLUME:</b> <b>3,406</b>
<a href="#">LM_CT106</a>	<b>TOTAL WK TO DATE VOLUME:</b> <b>44,207</b>	
<b>Committed:</b>	<b>6,858</b>	<b>Delivered:</b> <b>10,904</b>

For Friday cash trading was at a standstill in the Southern Plains and Colorado. Cash trading was mostly inactive on very light demand in Nebraska and the Western Cornbelt. Wednesday was the last live market in the Texas Panhandle from 110.00-111.00, in Kansas from 109.00-111.00. In Nebraska the last live market was Tuesday from 109.00-110.00 and Wednesday was the last dressed market at 172.00. In Colorado Wednesday was the last live market at 109.00. The last market in the Western Cornbelt was on Tuesday, live from 108.00-109.00 and dressed from 173.00-174.00.



**USDA Livestock, Poultry and Grain Market News**

St. Joseph, Missouri

Phone: 816-676-7000

[stjoe.lpgmn@ams.usda.gov](mailto:stjoe.lpgmn@ams.usda.gov)