

Daily Direct Steer and Heifer Slaughter Cattle Summary

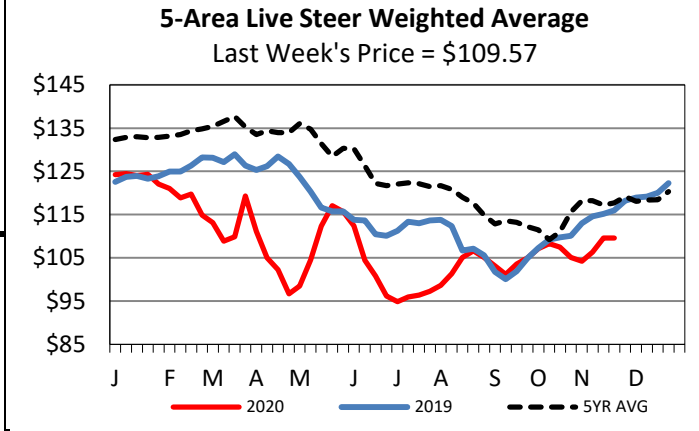
For Trade on:

Tuesday, November 24, 2020

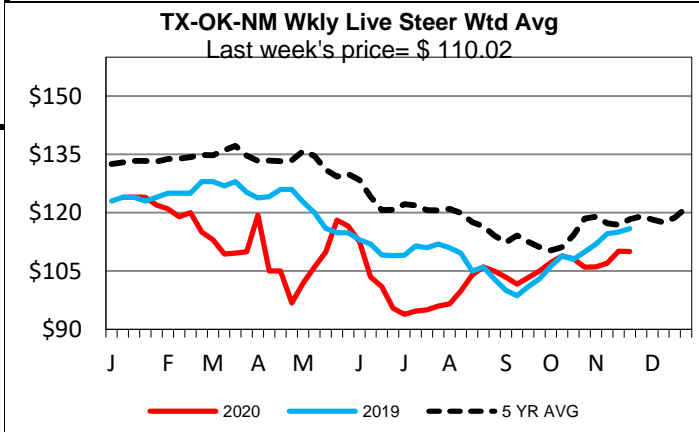
LM_CT100	5-AREA	LM_CT109
Neg. Cash Volume:	11,691	Dressed Formula Vol: 20,285
Live Steer Avg:	\$109.37	Steer/Heifer Avg: \$170.61
Live Heifer Avg:	\$109.67	Dressed Neg. Grid Vol: 3,679
Dressed Steer Avg:	\$171.57	Steer/Heifer Avg: \$171.93
Dressed Heifer Avg:	\$172.00	TOTAL VOLUME: 35,655
LM_CT106	TOTAL WK TO DATE VOLUME: 86,976	
Committed:	98,401	Delivered: 70,211

For Tuesday negotiated cash trading in the Southern Plains was at a standstill. In Nebraska negotiated cash trading was very limited on very light demand. Not enough purchases for a market trend. Last week in the Southern Plains and Nebraska live traded at 110.00 and dressed, in Nebraska traded at 172.00. On Tuesday in the Western Cornbelt negotiated cash trading was moderate with light demand. Compared to last week live traded steady to 1.00 higher from 109.00 to 110.00 and dressed, on a light test, traded steady at 172.00.

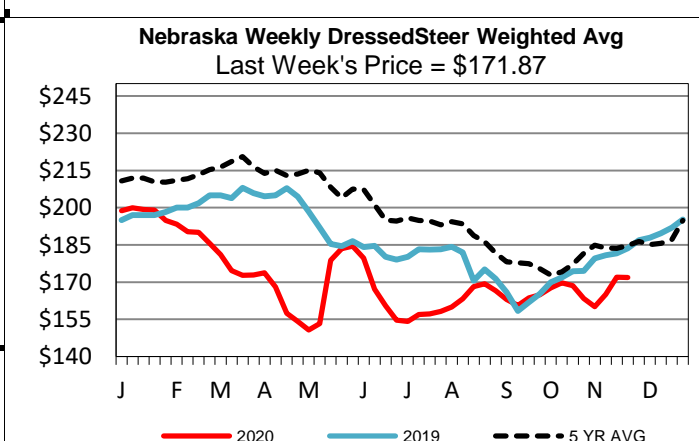
LM_CT118	TX-OK-NM	LM_CT109
Neg. Cash Volume:	0	Dressed Formula Vol: 6,193
Live Steer Avg:	\$0.00	Steer/Heifer Avg: \$176.95
Live Heifer Avg:	\$0.00	Dressed Neg. Grid Vol: 0
Dressed Steer Avg:	\$0.00	Steer/Heifer Avg: \$0.00
Dressed Heifer Avg:	\$0.00	TOTAL VOLUME: 6,193
LM_CT106	TOTAL WK TO DATE VOLUME: 18,398	
Committed:	26,433	Delivered: 14,830



LM_CT121	KANSAS	LM_CT109
Neg. Cash Volume:	0	Dressed Formula Vol: 5,671
Live Steer Avg:	\$0.00	Steer/Heifer Avg: \$175.80
Live Heifer Avg:	\$0.00	Dressed Neg. Grid Vol: 16
Dressed Steer Avg:	\$0.00	Steer/Heifer Avg: \$149.44
Dressed Heifer Avg:	\$0.00	TOTAL VOLUME: 5,687
LM_CT106	TOTAL WK TO DATE VOLUME: 30,970	
Committed:	24,955	Delivered: 21,990



LM_CT124	NEBRASKA	LM_CT109
Neg. Cash Volume:	705	Dressed Formula Vol: 3,941
Live Steer Avg:	\$109.17	Steer/Heifer Avg: \$192.85
Live Heifer Avg:	\$0.00	Dressed Neg. Grid Vol: 1,477
Dressed Steer Avg:	\$0.00	Steer/Heifer Avg: \$171.50
Dressed Heifer Avg:	\$0.00	TOTAL VOLUME: 6,123
LM_CT106	TOTAL WK TO DATE VOLUME: 14,796	
Committed:	12,568	Delivered: 17,957



LM_CT134	COLORADO	LM_CT109
Neg. Cash Volume:	0	Dressed Formula Vol: 1,766
Live Steer Avg:	n/a	Steer/Heifer Avg: \$193.40
Live Heifer Avg:	n/a	Dressed Neg. Grid Vol: 1,206
Dressed Steer Avg:	n/a	Steer/Heifer Avg: \$173.55
Dressed Heifer Avg:	n/a	TOTAL VOLUME: 2,972
LM_CT106	TOTAL WK TO DATE VOLUME: 6,682	
Committed:	20,311	Delivered: 5,668

LM_CT137	IA-MN	LM_CT109
Neg. Cash Volume:	10,986	Dressed Formula Vol: 2,752
Live Steer Avg:	\$109.41	Steer/Heifer Avg: \$172.86
Live Heifer Avg:	\$109.67	Dressed Neg. Grid Vol: 1,018
Dressed Steer Avg:	\$171.57	Steer/Heifer Avg: \$171.02
Dressed Heifer Avg:	\$172.00	TOTAL VOLUME: 14,756
LM_CT106	TOTAL WK TO DATE VOLUME: 16,594	
Committed:	14,134	Delivered: 9,766

USDA Livestock, Poultry and Grain Market News
St. Joseph, Missouri
Phone: 816-676-7000
stjoe.lpgmn@ams.usda.gov