

**Daily Direct Steer and Heifer Slaughter Cattle Summary**

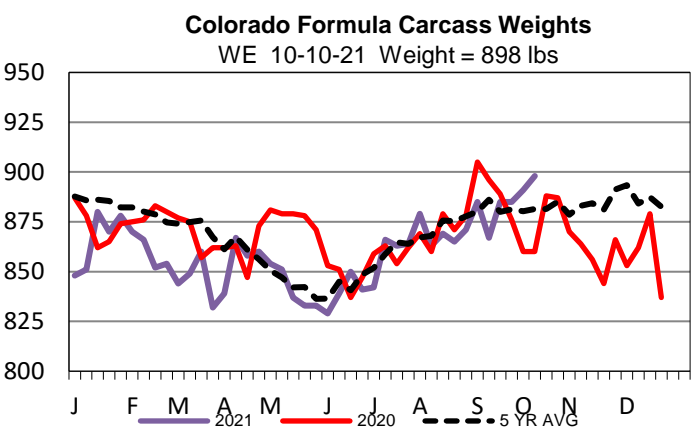
For Trade on:

Thursday, October 14, 2021

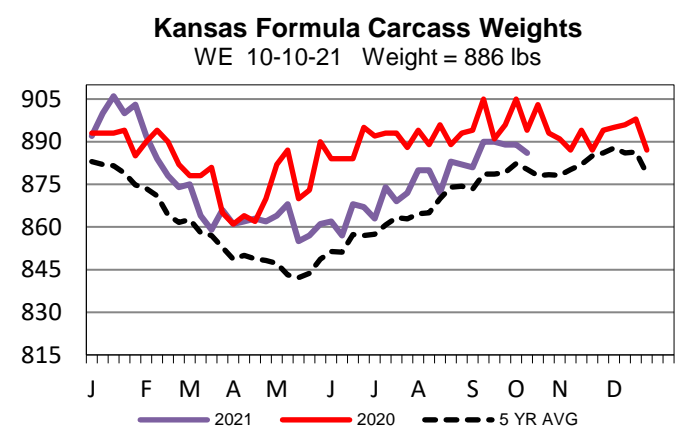
|                          |                                 |                                     |
|--------------------------|---------------------------------|-------------------------------------|
| <a href="#">LM CT100</a> | <b>5-AREA</b>                   | <a href="#">LM CT109</a>            |
| <b>Neg. Cash Volume:</b> | 16,800                          | <b>Dressed Formula Vol:</b> 39,812  |
| Live Steer Avg:          | \$123.85                        | Steer/Heifer Avg: \$200.49          |
| Live Heifer Avg:         | \$124.06                        | <b>Dressed Neg. Grid Vol:</b> 2,364 |
| Dressed Steer Avg:       | \$195.97                        | Steer/Heifer Avg: \$200.40          |
| Dressed Heifer Avg:      | \$196.12                        | <b>TOTAL VOLUME:</b> <b>58,976</b>  |
| <a href="#">LM CT106</a> | <b>TOTAL WK TO DATE VOLUME:</b> | <b>257,743</b>                      |
| <b>Committed:</b>        | <b>64,378</b>                   | <b>Delivered:</b> <b>62,942</b>     |

Thursday cash trading was slow on moderate demand in Nebraska and Western Cornbelt. In the Western Cornbelt live traded steady to 2.00 higher at 124.00 and a few dressed traded steady at 196.00, compared to the last reported market on Wednesday. In Nebraska live traded steady at 124.00 and a few dressed traded steady at 196.00, compared to the last reported market on Wednesday. Thursday in Kansas cash trading was mostly inactive on light demand. In Texas cash trading was at a standstill. Wednesday in the Southern Plains with live at 124.00.

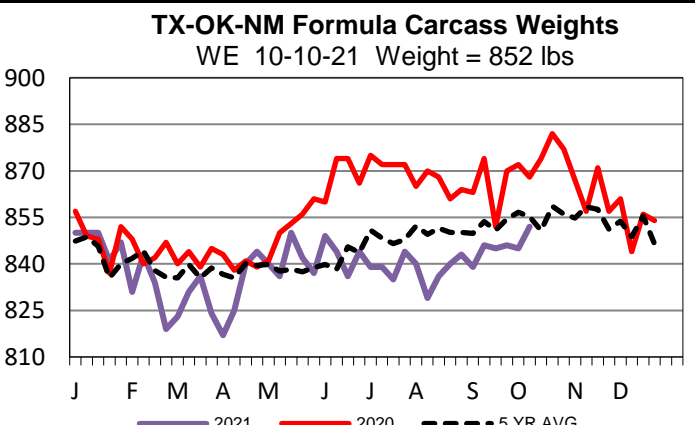
|                          |                                 |                                    |
|--------------------------|---------------------------------|------------------------------------|
| <a href="#">LM CT118</a> | <b>TX-OK-NM</b>                 | <a href="#">LM CT109</a>           |
| <b>Neg. Cash Volume:</b> | 0                               | <b>Dressed Formula Vol:</b> 16,332 |
| Live Steer Avg:          | N/A                             | Steer/Heifer Avg: \$197.45         |
| Live Heifer Avg:         | N/A                             | <b>Dressed Neg. Grid Vol:</b> 0    |
| Dressed Steer Avg:       | N/A                             | Steer/Heifer Avg: N/A              |
| Dressed Heifer Avg:      | N/A                             | <b>TOTAL VOLUME:</b> <b>16,332</b> |
| <a href="#">LM CT106</a> | <b>TOTAL WK TO DATE VOLUME:</b> | <b>62,674</b>                      |
| <b>Committed:</b>        | <b>11,149</b>                   | <b>Delivered:</b> <b>18,302</b>    |



|                          |                                 |                                    |
|--------------------------|---------------------------------|------------------------------------|
| <a href="#">LM CT121</a> | <b>KANSAS</b>                   | <a href="#">LM CT109</a>           |
| <b>Neg. Cash Volume:</b> | 963                             | <b>Dressed Formula Vol:</b> 12,757 |
| Live Steer Avg:          | \$124.50                        | Steer/Heifer Avg: \$199.21         |
| Live Heifer Avg:         | \$124.50                        | <b>Dressed Neg. Grid Vol:</b> 39   |
| Dressed Steer Avg:       | \$196.00                        | Steer/Heifer Avg: \$189.54         |
| Dressed Heifer Avg:      | N/A                             | <b>TOTAL VOLUME:</b> <b>13,759</b> |
| <a href="#">LM CT106</a> | <b>TOTAL WK TO DATE VOLUME:</b> | <b>71,531</b>                      |
| <b>Committed:</b>        | <b>13,395</b>                   | <b>Delivered:</b> <b>17,951</b>    |



|                          |                                 |                                     |
|--------------------------|---------------------------------|-------------------------------------|
| <a href="#">LM CT124</a> | <b>NEBRASKA</b>                 | <a href="#">LM CT109</a>            |
| <b>Neg. Cash Volume:</b> | 5,166                           | <b>Dressed Formula Vol:</b> 5,174   |
| Live Steer Avg:          | \$123.99                        | Steer/Heifer Avg: \$201.40          |
| Live Heifer Avg:         | \$124.83                        | <b>Dressed Neg. Grid Vol:</b> 1,182 |
| Dressed Steer Avg:       | \$195.87                        | Steer/Heifer Avg: \$202.19          |
| Dressed Heifer Avg:      | \$196.00                        | <b>TOTAL VOLUME:</b> <b>11,522</b>  |
| <a href="#">LM CT106</a> | <b>TOTAL WK TO DATE VOLUME:</b> | <b>67,582</b>                       |
| <b>Committed:</b>        | <b>17,677</b>                   | <b>Delivered:</b> <b>13,419</b>     |



|                          |                                 |                                   |
|--------------------------|---------------------------------|-----------------------------------|
| <a href="#">LM CT134</a> | <b>COLORADO</b>                 | <a href="#">LM CT109</a>          |
| <b>Neg. Cash Volume:</b> | 162                             | <b>Dressed Formula Vol:</b> 3,274 |
| Live Steer Avg:          | \$124.00                        | Steer/Heifer Avg: \$220.65        |
| Live Heifer Avg:         | \$124.00                        | <b>Dressed Neg. Grid Vol:</b> 90  |
| Dressed Steer Avg:       | N/A                             | Steer/Heifer Avg: \$199.85        |
| Dressed Heifer Avg:      | N/A                             | <b>TOTAL VOLUME:</b> <b>3,526</b> |
| <a href="#">LM CT106</a> | <b>TOTAL WK TO DATE VOLUME:</b> | <b>15,986</b>                     |
| <b>Committed:</b>        | <b>7,263</b>                    | <b>Delivered:</b> <b>4,798</b>    |

|                          |                                 |                                     |
|--------------------------|---------------------------------|-------------------------------------|
| <a href="#">LM CT137</a> | <b>IA-MN</b>                    | <a href="#">LM CT109</a>            |
| <b>Neg. Cash Volume:</b> | 10,509                          | <b>Dressed Formula Vol:</b> 2,391   |
| Live Steer Avg:          | \$123.75                        | Steer/Heifer Avg: \$198.98          |
| Live Heifer Avg:         | \$123.21                        | <b>Dressed Neg. Grid Vol:</b> 1,093 |
| Dressed Steer Avg:       | \$196.00                        | Steer/Heifer Avg: \$198.99          |
| Dressed Heifer Avg:      | \$196.35                        | <b>TOTAL VOLUME:</b> <b>13,993</b>  |
| <a href="#">LM CT106</a> | <b>TOTAL WK TO DATE VOLUME:</b> | <b>40,381</b>                       |
| <b>Committed:</b>        | <b>14,894</b>                   | <b>Delivered:</b> <b>8,472</b>      |

**USDA Livestock, Poultry and Grain Market News**

St. Joseph, Missouri  
Phone: 816-676-7000

[stjoe.lpgmn@ams.usda.gov](mailto:stjoe.lpgmn@ams.usda.gov)