

Daily Direct Steer and Heifer Slaughter Cattle Summary

For Trade on:

Monday, September 20, 2021

LM CT100	5-AREA	LM CT109
Neg. Cash Volume:	59	Dressed Formula Vol: 58,731
Live Steer Avg:	N/A	Steer/Heifer Avg: \$201.18
Live Heifer Avg:	N/A	Dressed Neg. Grid Vol: 6,723
Dressed Steer Avg:	N/A	Steer/Heifer Avg: \$201.80
Dressed Heifer Avg:	N/A	TOTAL VOLUME: 65,513
LM CT106	TOTAL WK TO DATE VOLUME:	65,513
Committed:	42,640	Delivered: 72,402

LM CT118	TX-OK-NM	LM CT109
Neg. Cash Volume:	0	Dressed Formula Vol: 16,153
Live Steer Avg:	N/A	Steer/Heifer Avg: \$199.78
Live Heifer Avg:	N/A	Dressed Neg. Grid Vol: 592
Dressed Steer Avg:	N/A	Steer/Heifer Avg: \$194.44
Dressed Heifer Avg:	N/A	TOTAL VOLUME: 16,745
LM CT106	TOTAL WK TO DATE VOLUME:	16,745
Committed:	6,403	Delivered: 18,217

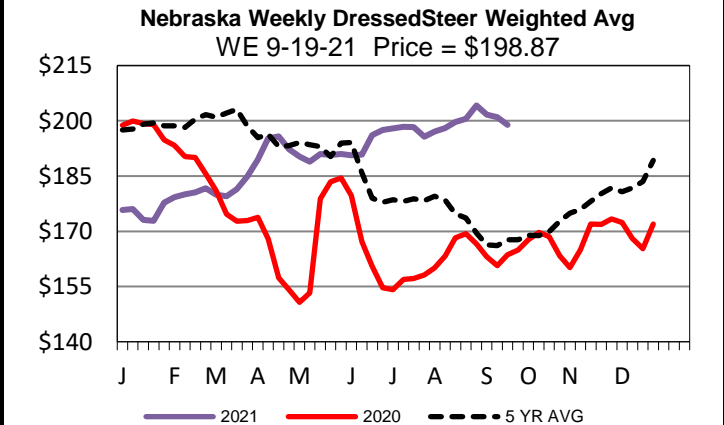
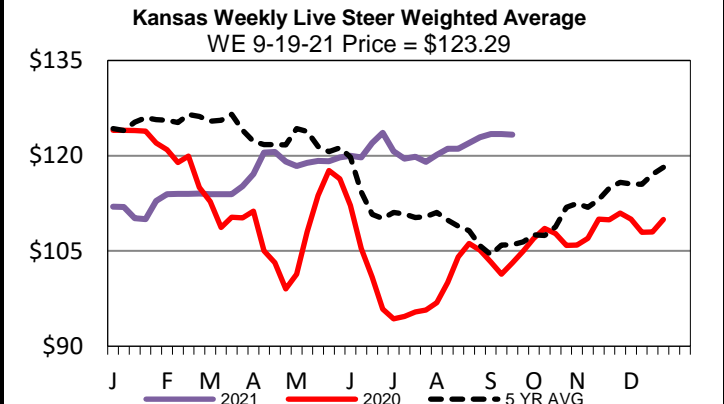
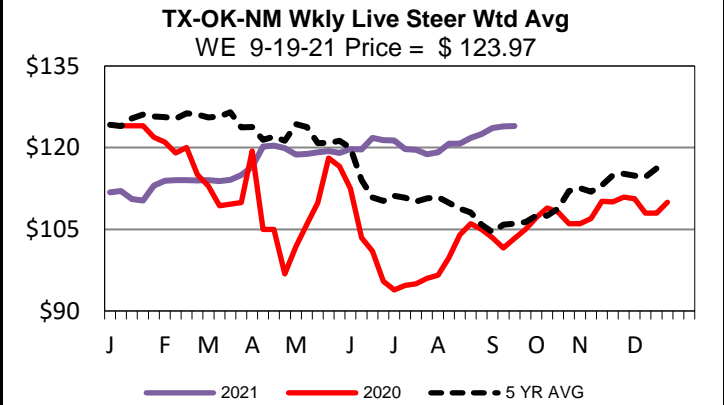
LM CT121	KANSAS	LM CT109
Neg. Cash Volume:	0	Dressed Formula Vol: 25,697
Live Steer Avg:	N/A	Steer/Heifer Avg: \$198.62
Live Heifer Avg:	N/A	Dressed Neg. Grid Vol: 1,749
Dressed Steer Avg:	N/A	Steer/Heifer Avg: \$196.10
Dressed Heifer Avg:	N/A	TOTAL VOLUME: 27,446
LM CT106	TOTAL WK TO DATE VOLUME:	27,446
Committed:	17,593	Delivered: 20,338

LM CT124	NEBRASKA	LM CT109
Neg. Cash Volume:	0	Dressed Formula Vol: 9,214
Live Steer Avg:	N/A	Steer/Heifer Avg: \$209.97
Live Heifer Avg:	N/A	Dressed Neg. Grid Vol: 2,936
Dressed Steer Avg:	N/A	Steer/Heifer Avg: \$205.60
Dressed Heifer Avg:	N/A	TOTAL VOLUME: 12,150
LM CT106	TOTAL WK TO DATE VOLUME:	12,150
Committed:	11,109	Delivered: 15,360

LM CT134	COLORADO	LM CT109
Neg. Cash Volume:	0	Dressed Formula Vol: 6,008
Live Steer Avg:	N/A	Steer/Heifer Avg: \$200.81
Live Heifer Avg:	N/A	Dressed Neg. Grid Vol: 814
Dressed Steer Avg:	N/A	Steer/Heifer Avg: \$203.65
Dressed Heifer Avg:	N/A	TOTAL VOLUME: 6,822
LM CT106	TOTAL WK TO DATE VOLUME:	6,822
Committed:	3,027	Delivered: 7,578

LM CT137	IA-MN	LM CT109
Neg. Cash Volume:	59	Dressed Formula Vol: 1,676
Live Steer Avg:	N/A	Steer/Heifer Avg: \$206.89
Live Heifer Avg:	N/A	Dressed Neg. Grid Vol: 742
Dressed Steer Avg:	N/A	Steer/Heifer Avg: \$205.17
Dressed Heifer Avg:	N/A	TOTAL VOLUME: 2,477
LM CT106	TOTAL WK TO DATE VOLUME:	2,477
Committed:	4,508	Delivered: 10,909

For Monday cash trading was at a standstill in the Southern Plains and Nebraska. In the Western Cornbelt negotiated cash trading was mostly inactive with very light demand. Not enough purchases for a market trend. Last week in the Texas Panhandle live purchases traded at 124.00. In Kansas live purchases traded from 123.00-124.00. In Nebraska live and dressed purchases traded at 124.00 and mostly 200.00, respectively. In the Western Cornbelt live and dressed purchases traded from 123.00-124.00 and from 196.00-200.00, respectively.



USDA Livestock, Poultry and Grain Market News

St. Joseph, Missouri

Phone: 816-676-7000

stjoe.lpgmn@ams.usda.gov