

Daily Direct Steer and Heifer Slaughter Cattle Summary

For Trade on:

Friday, July 30, 2021

LM CT100	5-AREA	LM CT109
Neg. Cash Volume:	14,014	Dressed Formula Vol: 41,530
Live Steer Avg:	\$123.58	Steer/Heifer Avg: \$193.22
Live Heifer Avg:	\$122.58	Dressed Neg. Grid Vol: 4,052
Dressed Steer Avg:	\$196.77	Steer/Heifer Avg: \$197.67
Dressed Heifer Avg:	\$195.11	TOTAL VOLUME: 59,596
LM CT106	TOTAL WK TO DATE VOLUME:	277,758
Committed:	80,661	Delivered: 101,014

LM CT118	TX-OK-NM	LM CT109
Neg. Cash Volume:	158	Dressed Formula Vol: 11,645
Live Steer Avg:	N/A	Steer/Heifer Avg: \$189.24
Live Heifer Avg:	\$120.00	Dressed Neg. Grid Vol: 0
Dressed Steer Avg:	N/A	Steer/Heifer Avg: N/A
Dressed Heifer Avg:	N/A	TOTAL VOLUME: 11,803
LM CT106	TOTAL WK TO DATE VOLUME:	69,073
Committed:	34,843	Delivered: 30,886

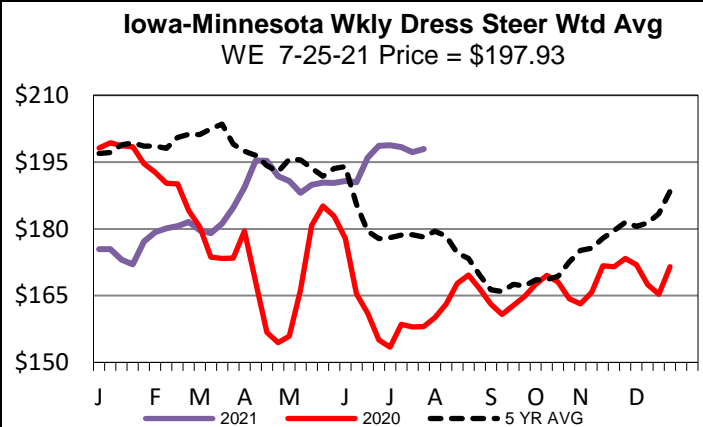
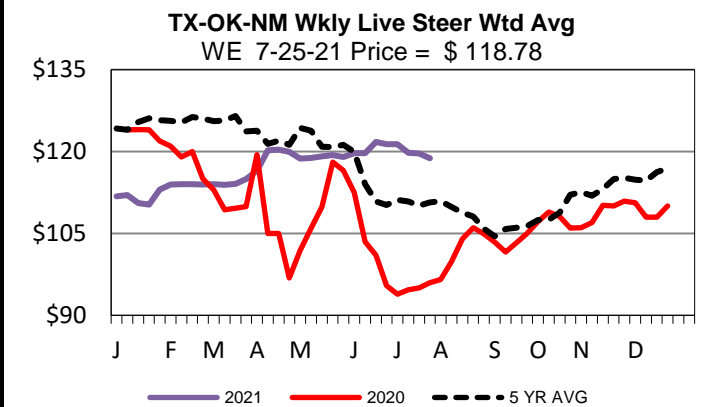
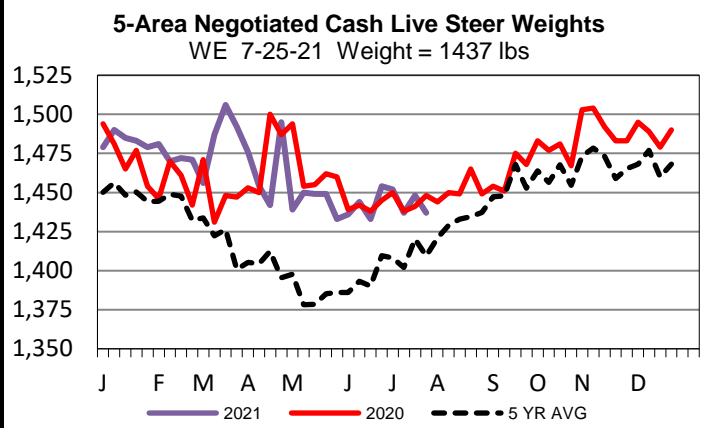
LM CT121	KANSAS	LM CT109
Neg. Cash Volume:	562	Dressed Formula Vol: 16,644
Live Steer Avg:	N/A	Steer/Heifer Avg: \$192.44
Live Heifer Avg:	\$119.00	Dressed Neg. Grid Vol: 0
Dressed Steer Avg:	\$196.00	Steer/Heifer Avg: N/A
Dressed Heifer Avg:	N/A	TOTAL VOLUME: 17,206
LM CT106	TOTAL WK TO DATE VOLUME:	87,159
Committed:	18,562	Delivered: 29,156

LM CT124	NEBRASKA	LM CT109
Neg. Cash Volume:	3,890	Dressed Formula Vol: 3,875
Live Steer Avg:	\$122.15	Steer/Heifer Avg: \$195.82
Live Heifer Avg:	\$122.00	Dressed Neg. Grid Vol: 2,371
Dressed Steer Avg:	\$197.29	Steer/Heifer Avg: \$197.46
Dressed Heifer Avg:	N/A	TOTAL VOLUME: 10,136
LM CT106	TOTAL WK TO DATE VOLUME:	64,531
Committed:	16,521	Delivered: 20,793

LM CT134	COLORADO	LM CT109
Neg. Cash Volume:	0	Dressed Formula Vol: 7,077
Live Steer Avg:	N/A	Steer/Heifer Avg: \$198.09
Live Heifer Avg:	N/A	Dressed Neg. Grid Vol: 211
Dressed Steer Avg:	N/A	Steer/Heifer Avg: \$195.65
Dressed Heifer Avg:	N/A	TOTAL VOLUME: 7,288
LM CT106	TOTAL WK TO DATE VOLUME:	19,689
Committed:	387	Delivered: 5,979

LM CT137	IA-MN	LM CT109
Neg. Cash Volume:	9,404	Dressed Formula Vol: 2,360
Live Steer Avg:	\$124.27	Steer/Heifer Avg: \$199.87
Live Heifer Avg:	\$123.72	Dressed Neg. Grid Vol: 1,546
Dressed Steer Avg:	\$196.11	Steer/Heifer Avg: \$198.55
Dressed Heifer Avg:	\$195.11	TOTAL VOLUME: 13,310
LM CT106	TOTAL WK TO DATE VOLUME:	38,854
Committed:	10,348	Delivered: 14,200

Friday cash trading was limited on light demand in Nebraska with a few live steady with Thursday at 122.00. The last dressed market in Nebraska was on Thursday at 196.00. Cash trading in the Western Cornbelt was limited on light demand with a few live from 124.00-125.00. The last live market was last week from 120.00-124.00 and the last dressed market was on Thursday at 196.00. Cash trading in the Southern Plains was mostly inactive on very light demand. Not enough purchases for a full market trend. The last live market was on Thursday at 120.00.



USDA Livestock, Poultry and Grain Market News

St. Joseph, Missouri
Phone: 816-676-7000

stjoe.lpgmn@ams.usda.gov