

## Daily Direct Steer and Heifer Slaughter Cattle Summary

For Trade on:

Friday, February 08, 2019

<a href="#">LM CT100</a>	<b>5-AREA</b>	<a href="#">LM CT109</a>
<b>Neg. Cash Volume:</b>	71,706	<b>Dressed Formula Vol:</b> 34,663
Live Steer Avg:	\$125.02	Steer/Heifer Avg: \$198.27
Live Heifer Avg:	\$124.94	<b>Dressed Neg. Grid Vol:</b> 2,218
Dressed Steer Avg:	\$199.95	Steer/Heifer Avg: \$197.03
Dressed Heifer Avg:	\$199.93	<b>TOTAL VOLUME:</b> 108,587
<a href="#">LM CT106</a>	<b>TOTAL WK TO DATE VOLUME:</b>	<b>282,997</b>
<b>Committed:</b>	138,373	<b>Delivered:</b> 89,444

<a href="#">LM CT118</a>	<b>TX-OK-NM</b>	<a href="#">LM CT109</a>
<b>Neg. Cash Volume:</b>	2,156	<b>Dressed Formula Vol:</b> 11,235
Live Steer Avg:	\$125.00	Steer/Heifer Avg: \$196.73
Live Heifer Avg:	\$125.00	<b>Dressed Neg. Grid Vol:</b> 107
Dressed Steer Avg:	N/A	Steer/Heifer Avg: \$200.14
Dressed Heifer Avg:	\$196.00	<b>TOTAL VOLUME:</b> 13,498
<a href="#">LM CT106</a>	<b>TOTAL WK TO DATE VOLUME:</b>	<b>60,462</b>
<b>Committed:</b>	24,814	<b>Delivered:</b> 22,295

<a href="#">LM CT121</a>	<b>KANSAS</b>	<a href="#">LM CT109</a>
<b>Neg. Cash Volume:</b>	13,919	<b>Dressed Formula Vol:</b> 10,113
Live Steer Avg:	\$125.00	Steer/Heifer Avg: \$197.70
Live Heifer Avg:	\$125.00	<b>Dressed Neg. Grid Vol:</b> 0
Dressed Steer Avg:	\$200.00	Steer/Heifer Avg: N/A
Dressed Heifer Avg:	N/A	<b>TOTAL VOLUME:</b> 24,032
<a href="#">LM CT106</a>	<b>TOTAL WK TO DATE VOLUME:</b>	<b>88,379</b>
<b>Committed:</b>	21,215	<b>Delivered:</b> 24,204

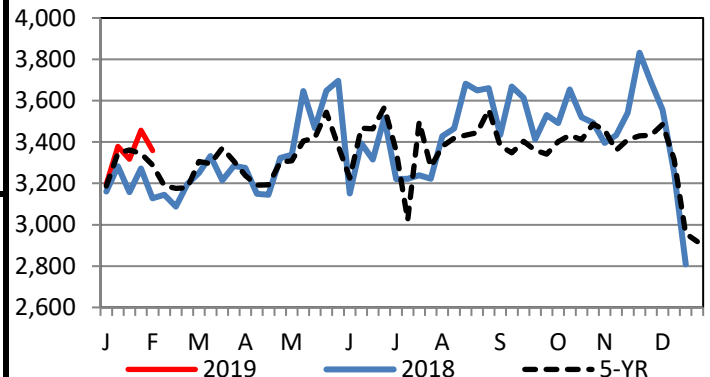
<a href="#">LM CT124</a>	<b>NEBRASKA</b>	<a href="#">LM CT109</a>
<b>Neg. Cash Volume:</b>	28,768	<b>Dressed Formula Vol:</b> 5,160
Live Steer Avg:	\$125.20	Steer/Heifer Avg: \$201.21
Live Heifer Avg:	\$125.01	<b>Dressed Neg. Grid Vol:</b> 1,230
Dressed Steer Avg:	\$200.07	Steer/Heifer Avg: \$195.48
Dressed Heifer Avg:	\$200.18	<b>TOTAL VOLUME:</b> 35,158
<a href="#">LM CT106</a>	<b>TOTAL WK TO DATE VOLUME:</b>	<b>64,909</b>
<b>Committed:</b>	31,472	<b>Delivered:</b> 20,521

<a href="#">LM CT134</a>	<b>COLORADO</b>	<a href="#">LM CT109</a>
<b>Neg. Cash Volume:</b>	0	<b>Dressed Formula Vol:</b> 5,136
Live Steer Avg:	N/A	Steer/Heifer Avg: \$199.37
Live Heifer Avg:	N/A	<b>Dressed Neg. Grid Vol:</b> 0
Dressed Steer Avg:	N/A	Steer/Heifer Avg: N/A
Dressed Heifer Avg:	N/A	<b>TOTAL VOLUME:</b> 5,136
<a href="#">LM CT106</a>	<b>TOTAL WK TO DATE VOLUME:</b>	<b>23,696</b>
<b>Committed:</b>	24,468	<b>Delivered:</b> 9,234

<a href="#">LM CT137</a>	<b>IA-MN</b>	<a href="#">LM CT109</a>
<b>Neg. Cash Volume:</b>	26,863	<b>Dressed Formula Vol:</b> 3,049
Live Steer Avg:	\$124.90	Steer/Heifer Avg: \$198.84
Live Heifer Avg:	\$124.63	<b>Dressed Neg. Grid Vol:</b> 881
Dressed Steer Avg:	\$199.78	Steer/Heifer Avg: \$198.82
Dressed Heifer Avg:	\$199.89	<b>TOTAL VOLUME:</b> 30,793
<a href="#">LM CT106</a>	<b>TOTAL WK TO DATE VOLUME:</b>	<b>46,558</b>
<b>Committed:</b>	36,404	<b>Delivered:</b> 13,190

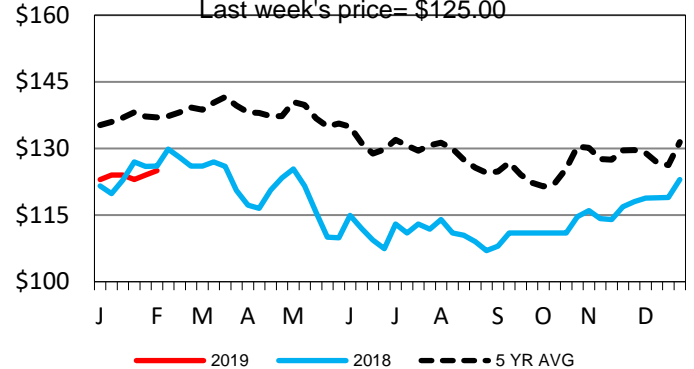
On Friday, trade light to moderate in the Southern Plains. Compared to last week in the Southern Plains live purchases traded 1.00 higher at 125.00. Trade and demand was moderate in Nebraska and the Western Cornbelt. Compared to last week in Nebraska, live purchases traded mostly 1.00-1.50 higher from 124.50-125.50, bulk from 125.00-125.50. Dressed purchases traded mostly 2.00 higher at 200.00. In the Western Cornbelt compared to the previous week, live purchases trade steady to firm 123.00-126.00, bulk from 124.50-126.00. Dressed purchases traded steady to 3.00 higher at 200.00.

Boxed Beef Formula Load Count



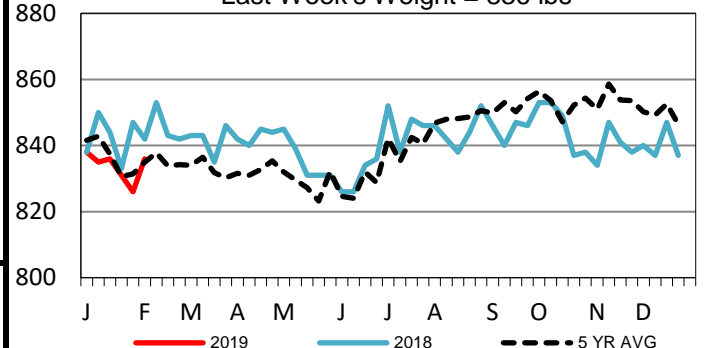
TX-OK-NM Wkly Live Steer Wtd Avg

Last week's price= \$125.00



TX-OK-NM Formula Carcass Weights

Last Week's Weight = 836 lbs



## USDA Livestock, Poultry and Grain Market News

St. Joseph, Missouri

Phone: 816-676-7000

[stjoe.lpgmn@ams.usda.gov](mailto:stjoe.lpgmn@ams.usda.gov)