

Daily Direct Steer and Heifer Slaughter Cattle Summary

For Trade on:

Tuesday, March 02, 2021

LM_CT100	5-AREA	LM_CT109
Neg. Cash Volume:	3,100	Dressed Formula Vol: 29,376
Live Steer Avg:	\$113.89	Steer/Heifer Avg: \$186.37
Live Heifer Avg:	\$114.00	Dressed Neg. Grid Vol: 2,767
Dressed Steer Avg:	\$180.00	Steer/Heifer Avg: \$184.09
Dressed Heifer Avg:	\$180.00	TOTAL VOLUME: 35,243
LM_CT106	TOTAL WK TO DATE VOLUME: 80,764	
Committed:	67,895	Delivered: 71,822

LM_CT118	TX-OK-NM	LM_CT109
Neg. Cash Volume:	0	Dressed Formula Vol: 7,417
Live Steer Avg:	\$0.00	Steer/Heifer Avg: \$181.14
Live Heifer Avg:	\$0.00	Dressed Neg. Grid Vol: 0
Dressed Steer Avg:	\$0.00	Steer/Heifer Avg: \$0.00
Dressed Heifer Avg:	\$0.00	TOTAL VOLUME: 7,417
LM_CT106	TOTAL WK TO DATE VOLUME: 20,613	
Committed:	26,854	Delivered: 17,201

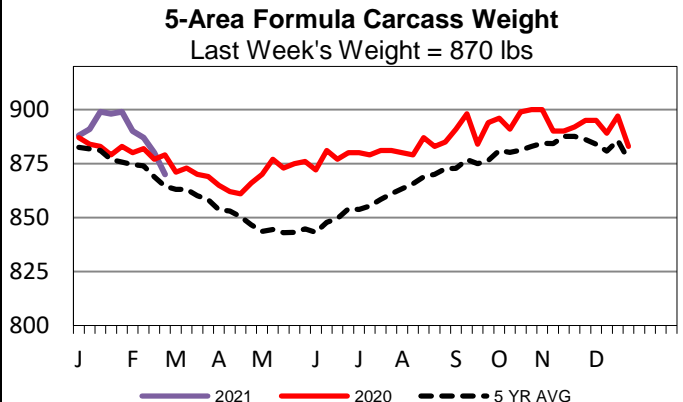
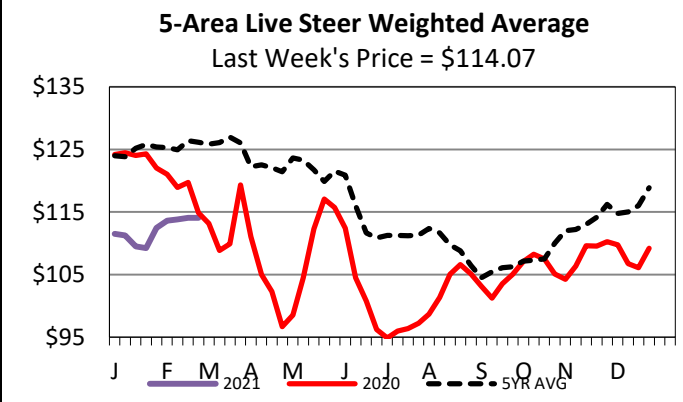
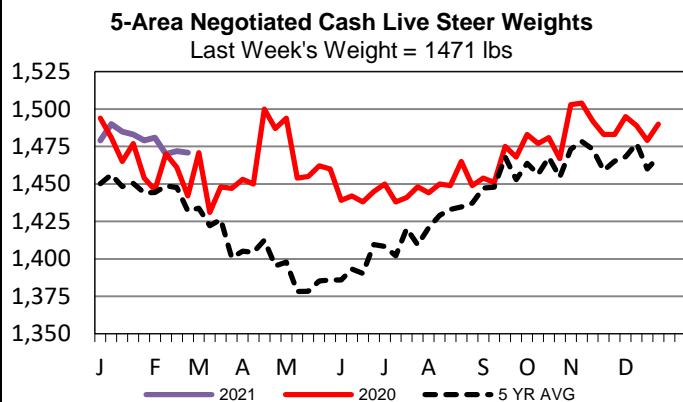
LM_CT121	KANSAS	LM_CT109
Neg. Cash Volume:	1,471	Dressed Formula Vol: 9,507
Live Steer Avg:	\$114.00	Steer/Heifer Avg: \$183.52
Live Heifer Avg:	\$114.00	Dressed Neg. Grid Vol: 148
Dressed Steer Avg:	\$0.00	Steer/Heifer Avg: \$182.82
Dressed Heifer Avg:	\$0.00	TOTAL VOLUME: 11,126
LM_CT106	TOTAL WK TO DATE VOLUME: 31,165	
Committed:	17,579	Delivered: 17,524

LM_CT124	NEBRASKA	LM_CT109
Neg. Cash Volume:	92	Dressed Formula Vol: 6,203
Live Steer Avg:	\$113.00	Steer/Heifer Avg: \$197.58
Live Heifer Avg:	\$0.00	Dressed Neg. Grid Vol: 1,520
Dressed Steer Avg:	\$0.00	Steer/Heifer Avg: \$183.64
Dressed Heifer Avg:	\$0.00	TOTAL VOLUME: 7,815
LM_CT106	TOTAL WK TO DATE VOLUME: 14,652	
Committed:	7,730	Delivered: 14,200

LM_CT134	COLORADO	LM_CT109
Neg. Cash Volume:	0	Dressed Formula Vol: 3,501
Live Steer Avg:	\$0.00	Steer/Heifer Avg: \$189.29
Live Heifer Avg:	\$0.00	Dressed Neg. Grid Vol: 449
Dressed Steer Avg:	\$0.00	Steer/Heifer Avg: \$184.96
Dressed Heifer Avg:	\$0.00	TOTAL VOLUME: 3,950
LM_CT106	TOTAL WK TO DATE VOLUME: 6,653	
Committed:	10,781	Delivered: 12,449

LM_CT137	IA-MN	LM_CT109
Neg. Cash Volume:	1,537	Dressed Formula Vol: 3,012
Live Steer Avg:	\$114.00	Steer/Heifer Avg: \$182.24
Live Heifer Avg:	\$0.00	Dressed Neg. Grid Vol: 661
Dressed Steer Avg:	\$180.00	Steer/Heifer Avg: \$184.65
Dressed Heifer Avg:	\$180.00	TOTAL VOLUME: 5,210
LM_CT106	TOTAL WK TO DATE VOLUME: 8,209	
Committed:	4,951	Delivered: 10,448

For Tuesday negotiated cash trading was at a standstill in the Texas Panhandle. In Kansas, Nebraska and Western Cornbelt negotiated cash trading was limited on light demand. Not enough purchases for a full market trend. For the prior week live purchases traded at 114.00 in the Southern Plains, Nebraska and Western Cornbelt. For the previous week in Nebraska and Western Cornbelt dressed purchases traded at 182.00.



USDA Livestock, Poultry and Grain Market News

St. Joseph, Missouri

Phone: 816-676-7000

stjoe.lpgmn@ams.usda.gov