

Daily Direct Steer and Heifer Slaughter Cattle Summary

For Trade on:

Friday, April 16, 2021

<a href="#">LM CT100</a>	<b>5-AREA</b>	<a href="#">LM CT109</a>	
<b>Neg. Cash Volume:</b>	12,463	<b>Dressed Formula Vol:</b>	41,377
Live Steer Avg:	\$122.45	Steer/Heifer Avg:	\$194.16
Live Heifer Avg:	\$122.87	<b>Dressed Neg. Grid Vol:</b>	2,551
Dressed Steer Avg:	\$193.65	Steer/Heifer Avg:	\$191.91
Dressed Heifer Avg:	\$195.00	<b>TOTAL VOLUME:</b>	<b>56,391</b>
<a href="#">LM CT106</a>	<b>TOTAL WK TO DATE VOLUME:</b>		<b>274,890</b>
<b>Committed:</b>	<b>70,292</b>	<b>Delivered:</b>	<b>109,691</b>

<a href="#">LM CT118</a>	<b>TX-OK-NM</b>	<a href="#">LM CT109</a>	
<b>Neg. Cash Volume:</b>	332	<b>Dressed Formula Vol:</b>	14,175
Live Steer Avg:	\$120.00	Steer/Heifer Avg:	\$190.66
Live Heifer Avg:	\$0.00	<b>Dressed Neg. Grid Vol:</b>	0
Dressed Steer Avg:	\$0.00	Steer/Heifer Avg:	\$0.00
Dressed Heifer Avg:	\$0.00	<b>TOTAL VOLUME:</b>	<b>14,507</b>
<a href="#">LM CT106</a>	<b>TOTAL WK TO DATE VOLUME:</b>		<b>74,469</b>
<b>Committed:</b>	<b>8,360</b>	<b>Delivered:</b>	<b>26,305</b>

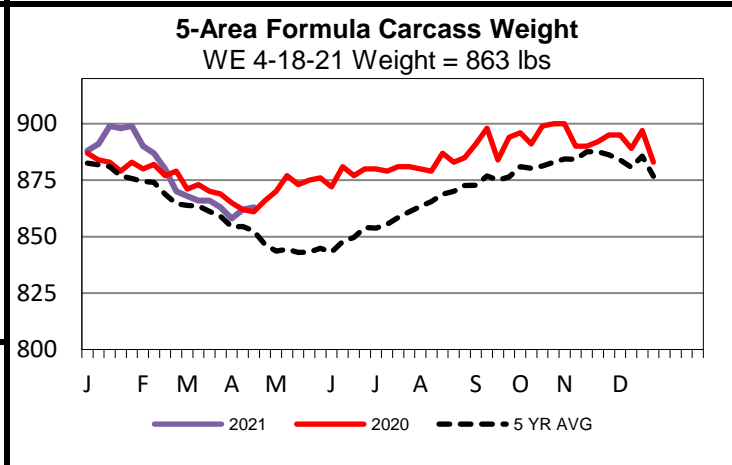
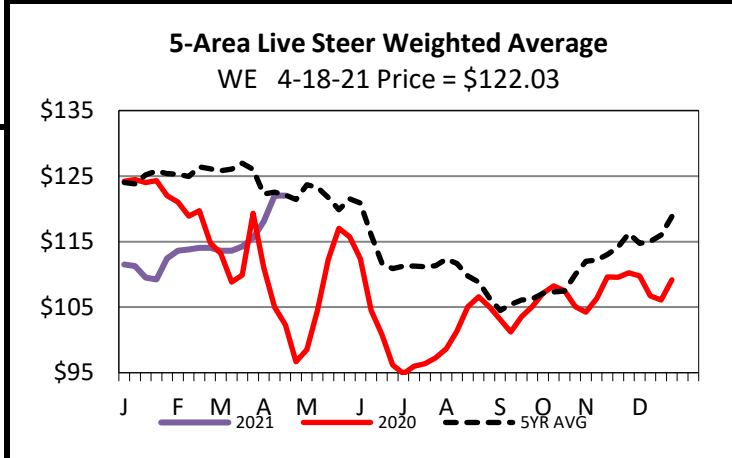
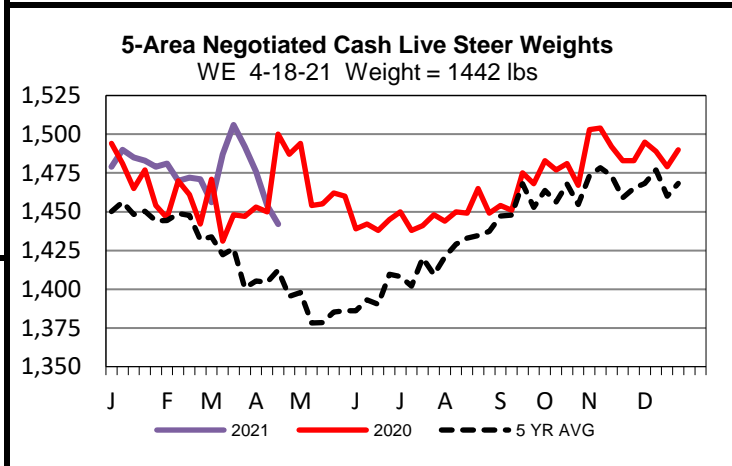
<a href="#">LM CT121</a>	<b>KANSAS</b>	<a href="#">LM CT109</a>	
<b>Neg. Cash Volume:</b>	315	<b>Dressed Formula Vol:</b>	14,525
Live Steer Avg:	\$0.00	Steer/Heifer Avg:	\$194.30
Live Heifer Avg:	\$0.00	<b>Dressed Neg. Grid Vol:</b>	626
Dressed Steer Avg:	\$0.00	Steer/Heifer Avg:	\$188.30
Dressed Heifer Avg:	\$0.00	<b>TOTAL VOLUME:</b>	<b>15,466</b>
<a href="#">LM CT106</a>	<b>TOTAL WK TO DATE VOLUME:</b>		<b>81,200</b>
<b>Committed:</b>	<b>25,847</b>	<b>Delivered:</b>	<b>33,504</b>

<a href="#">LM CT124</a>	<b>NEBRASKA</b>	<a href="#">LM CT109</a>	
<b>Neg. Cash Volume:</b>	2,767	<b>Dressed Formula Vol:</b>	4,849
Live Steer Avg:	\$122.16	Steer/Heifer Avg:	\$198.78
Live Heifer Avg:	\$122.00	<b>Dressed Neg. Grid Vol:</b>	910
Dressed Steer Avg:	\$194.00	Steer/Heifer Avg:	\$193.14
Dressed Heifer Avg:	\$0.00	<b>TOTAL VOLUME:</b>	<b>8,526</b>
<a href="#">LM CT106</a>	<b>TOTAL WK TO DATE VOLUME:</b>		<b>55,677</b>
<b>Committed:</b>	<b>6,561</b>	<b>Delivered:</b>	<b>22,773</b>

<a href="#">LM CT134</a>	<b>COLORADO</b>	<a href="#">LM CT109</a>	
<b>Neg. Cash Volume:</b>	1,332	<b>Dressed Formula Vol:</b>	3,730
Live Steer Avg:	\$122.00	Steer/Heifer Avg:	\$199.34
Live Heifer Avg:	\$122.00	<b>Dressed Neg. Grid Vol:</b>	104
Dressed Steer Avg:	\$0.00	Steer/Heifer Avg:	\$188.56
Dressed Heifer Avg:	\$0.00	<b>TOTAL VOLUME:</b>	<b>5,166</b>
<a href="#">LM CT106</a>	<b>TOTAL WK TO DATE VOLUME:</b>		<b>21,283</b>
<b>Committed:</b>	<b>9,860</b>	<b>Delivered:</b>	<b>7,059</b>

<a href="#">LM CT137</a>	<b>IA-MN</b>	<a href="#">LM CT109</a>	
<b>Neg. Cash Volume:</b>	7,717	<b>Dressed Formula Vol:</b>	3,781
Live Steer Avg:	\$122.89	Steer/Heifer Avg:	\$196.55
Live Heifer Avg:	\$123.00	<b>Dressed Neg. Grid Vol:</b>	911
Dressed Steer Avg:	\$193.56	Steer/Heifer Avg:	\$193.53
Dressed Heifer Avg:	\$195.00	<b>TOTAL VOLUME:</b>	<b>12,409</b>
<a href="#">LM CT106</a>	<b>TOTAL WK TO DATE VOLUME:</b>		<b>43,309</b>
<b>Committed:</b>	<b>19,664</b>	<b>Delivered:</b>	<b>20,050</b>

Friday in Colorado cash trading was limited on light demand. Live traded unevenly steady at 122.00. Friday in the Southern Plains cash trading was mostly inactive on light demand. In Nebraska cash trading was limited on light demand. In the Western Cornbelt cash trading was slow on light demand. Thursday was the last reported market in these regions. In Texas live traded at 120.00. In Kansas live traded from 120.00-121.00. In Nebraska live and dressed traded from 123.00-124.00 and 196.00. In the Western Cornbelt live and dressed traded from 122.00-124.00 and 194.00-196.00.



**USDA Livestock, Poultry and Grain Market News**  
St. Joseph, Missouri  
Phone: 816-676-7000  
[stjoe.lpgmn@ams.usda.gov](mailto:stjoe.lpgmn@ams.usda.gov)