

Daily Direct Steer and Heifer Slaughter Cattle Summary

For Trade on:

Wednesday, December 02, 2020

LM_CT100	5-AREA	LM_CT109
Neg. Cash Volume:	38,958	Dressed Formula Vol: 23,576
Live Steer Avg:	\$110.09	Steer/Heifer Avg: \$180.13
Live Heifer Avg:	\$110.48	Dressed Neg. Grid Vol: 2,286
Dressed Steer Avg:	\$172.34	Steer/Heifer Avg: \$174.18
Dressed Heifer Avg:	\$173.15	TOTAL VOLUME: 64,820
LM_CT106	TOTAL WK TO DATE VOLUME: 160,724	
Committed:	75,303	Delivered: 68,504

Wednesday cash trading in Texas was moderate on light to moderate demand live unevenly steady 110.00-112.00. In Kansas cash trading was limited on light demand with a few early live at 110.00. Last week in Kansas live traded at 111.00. In Nebraska, cash trading and demand light to moderate with live 1.00 lower 109.00-110.00, mostly 110.00, and dressed steady to 2.00 lower 172.00-174.00. In the Western Cornbelt cash trading was light to moderate on moderate demand with a live steady to 1.00 higher at 110.00 and dressed steady to 2.00 lower at 172.00.

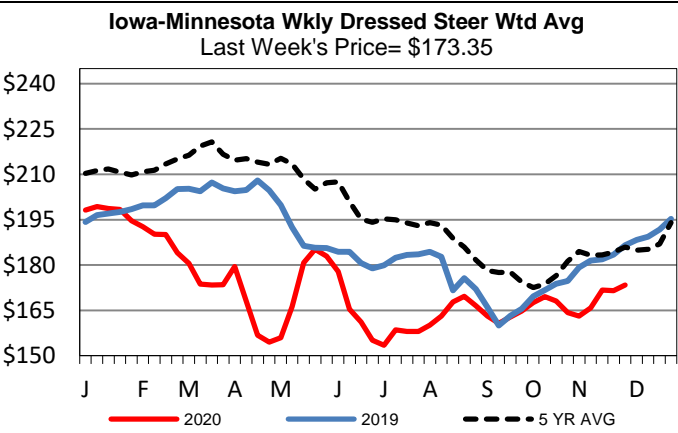
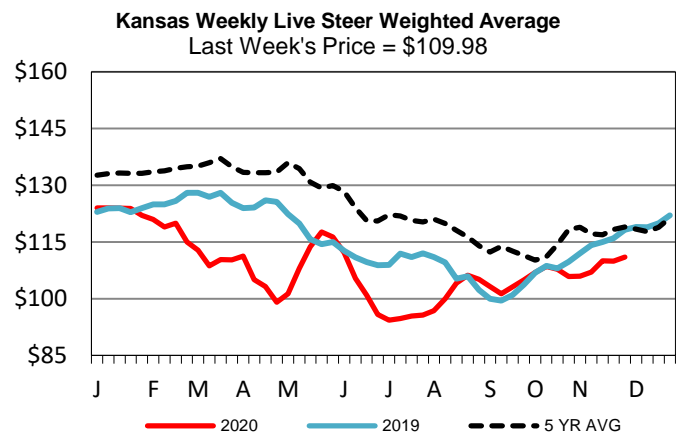
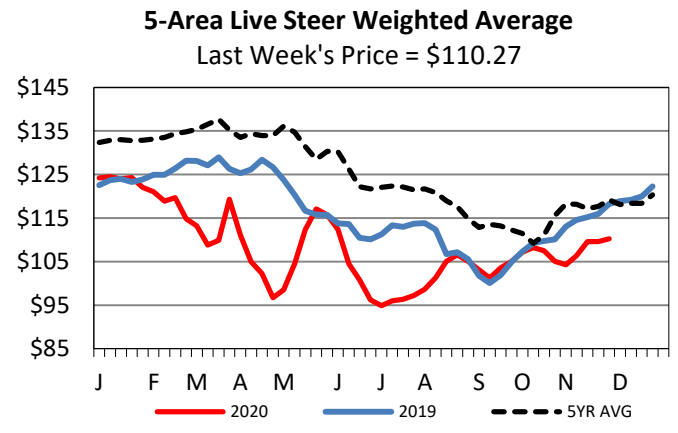
LM_CT118	TX-OK-NM	LM_CT109
Neg. Cash Volume:	8,749	Dressed Formula Vol: 4,459
Live Steer Avg:	\$111.01	Steer/Heifer Avg: \$175.35
Live Heifer Avg:	\$111.34	Dressed Neg. Grid Vol: 0
Dressed Steer Avg:	\$0.00	Steer/Heifer Avg: \$0.00
Dressed Heifer Avg:	\$0.00	TOTAL VOLUME: 13,208
LM_CT106	TOTAL WK TO DATE VOLUME: 30,507	
Committed:	12,402	Delivered: 16,424

LM_CT121	KANSAS	LM_CT109
Neg. Cash Volume:	3,247	Dressed Formula Vol: 5,370
Live Steer Avg:	\$110.19	Steer/Heifer Avg: \$177.25
Live Heifer Avg:	\$110.00	Dressed Neg. Grid Vol: 0
Dressed Steer Avg:	\$174.00	Steer/Heifer Avg: \$0.00
Dressed Heifer Avg:	\$0.00	TOTAL VOLUME: 8,617
LM_CT106	TOTAL WK TO DATE VOLUME: 40,390	
Committed:	12,202	Delivered: 16,644

LM_CT124	NEBRASKA	LM_CT109
Neg. Cash Volume:	15,886	Dressed Formula Vol: 8,885
Live Steer Avg:	\$109.84	Steer/Heifer Avg: \$183.77
Live Heifer Avg:	\$109.65	Dressed Neg. Grid Vol: 1,095
Dressed Steer Avg:	\$172.40	Steer/Heifer Avg: \$174.50
Dressed Heifer Avg:	\$173.18	TOTAL VOLUME: 25,866
LM_CT106	TOTAL WK TO DATE VOLUME: 50,368	
Committed:	28,113	Delivered: 15,391

LM_CT134	COLORADO	LM_CT109
Neg. Cash Volume:	0	Dressed Formula Vol: 2,655
Live Steer Avg:	n/a	Steer/Heifer Avg: \$185.07
Live Heifer Avg:	n/a	Dressed Neg. Grid Vol: 267
Dressed Steer Avg:	n/a	Steer/Heifer Avg: \$177.02
Dressed Heifer Avg:	n/a	TOTAL VOLUME: 2,922
LM_CT106	TOTAL WK TO DATE VOLUME: 8,009	
Committed:	9,165	Delivered: 9,173

LM_CT137	IA-MN	LM_CT109
Neg. Cash Volume:	11,076	Dressed Formula Vol: 2,445
Live Steer Avg:	\$109.75	Steer/Heifer Avg: \$176.51
Live Heifer Avg:	\$109.27	Dressed Neg. Grid Vol: 924
Dressed Steer Avg:	\$172.21	Steer/Heifer Avg: \$172.98
Dressed Heifer Avg:	\$173.11	TOTAL VOLUME: 14,445
LM_CT106	TOTAL WK TO DATE VOLUME: 31,932	
Committed:	13,421	Delivered: 10,872



USDA Livestock, Poultry and Grain Market News

St. Joseph, Missouri
Phone: 816-676-7000

stjoe.lpgmn@ams.usda.gov