

Daily Direct Steer and Heifer Slaughter Cattle Summary

For Trade on:

Wednesday, August 05, 2020

LM_CT100	5-AREA	LM_CT109
Neg. Cash Volume:	30,327	Dressed Formula Vol: 28,869
Live Steer Avg:	\$100.57	Steer/Heifer Avg: \$157.72
Live Heifer Avg:	\$100.17	Dressed Neg. Grid Vol: 1,367
Dressed Steer Avg:	\$162.65	Steer/Heifer Avg: \$157.44
Dressed Heifer Avg:	\$162.27	TOTAL VOLUME: 60,563
LM_CT106	TOTAL WK TO DATE VOLUME:	184,766
Committed:	89,012	Delivered: 68,202

LM_CT118	TX-OK-NM	LM_CT109
Neg. Cash Volume:	15,640	Dressed Formula Vol: 7,238
Live Steer Avg:	\$99.78	Steer/Heifer Avg: \$153.75
Live Heifer Avg:	\$99.69	Dressed Neg. Grid Vol: 0
Dressed Steer Avg:	N/A	Steer/Heifer Avg: N/A
Dressed Heifer Avg:	N/A	TOTAL VOLUME: 22,878
LM_CT106	TOTAL WK TO DATE VOLUME:	64,111
Committed:	31,423	Delivered: 20,707

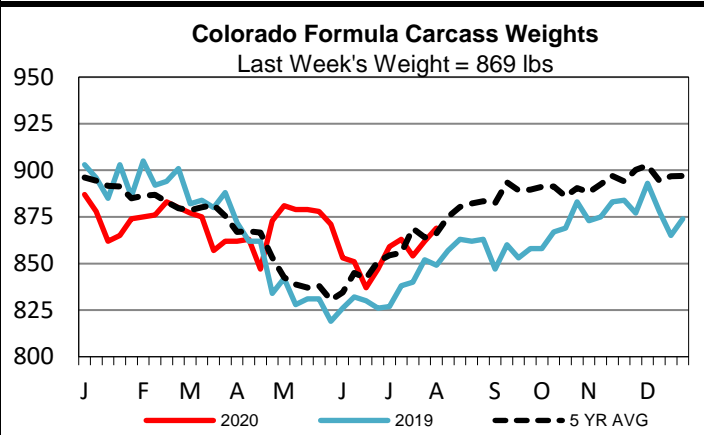
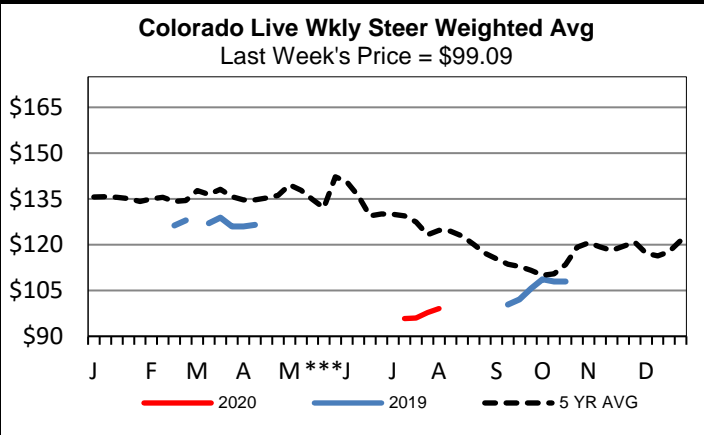
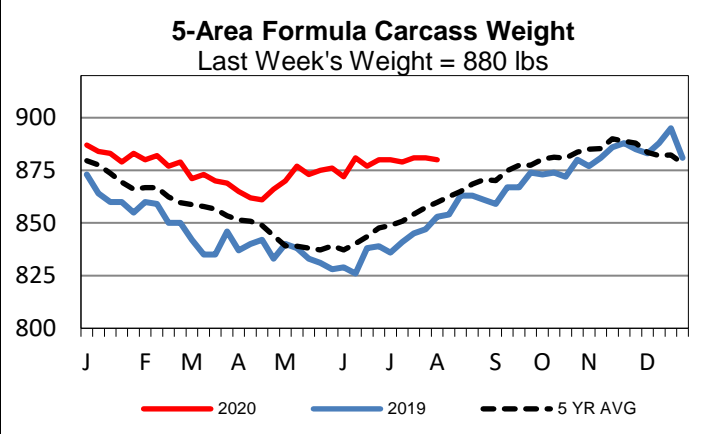
LM_CT121	KANSAS	LM_CT109
Neg. Cash Volume:	5,329	Dressed Formula Vol: 12,940
Live Steer Avg:	\$99.93	Steer/Heifer Avg: \$156.51
Live Heifer Avg:	\$99.64	Dressed Neg. Grid Vol: 195
Dressed Steer Avg:	N/A	Steer/Heifer Avg: \$156.93
Dressed Heifer Avg:	N/A	TOTAL VOLUME: 18,464
LM_CT106	TOTAL WK TO DATE VOLUME:	71,285
Committed:	22,842	Delivered: 18,838

LM_CT124	NEBRASKA	LM_CT109
Neg. Cash Volume:	1,729	Dressed Formula Vol: 3,714
Live Steer Avg:	\$102.50	Steer/Heifer Avg: \$164.59
Live Heifer Avg:	\$103.00	Dressed Neg. Grid Vol: 118
Dressed Steer Avg:	\$162.74	Steer/Heifer Avg: \$160.17
Dressed Heifer Avg:	\$163.56	TOTAL VOLUME: 5,561
LM_CT106	TOTAL WK TO DATE VOLUME:	19,392
Committed:	13,033	Delivered: 14,660

LM_CT134	COLORADO	LM_CT109
Neg. Cash Volume:	430	Dressed Formula Vol: 3,373
Live Steer Avg:	\$99.56	Steer/Heifer Avg: \$159.05
Live Heifer Avg:	\$100.00	Dressed Neg. Grid Vol: 639
Dressed Steer Avg:	N/A	Steer/Heifer Avg: \$156.93
Dressed Heifer Avg:	N/A	TOTAL VOLUME: 4,442
LM_CT106	TOTAL WK TO DATE VOLUME:	15,880
Committed:	8,535	Delivered: 5,822

LM_CT137	IA-MN	LM_CT109
Neg. Cash Volume:	7,199	Dressed Formula Vol: 1,822
Live Steer Avg:	\$102.76	Steer/Heifer Avg: \$165.90
Live Heifer Avg:	\$102.85	Dressed Neg. Grid Vol: 415
Dressed Steer Avg:	\$162.57	Steer/Heifer Avg: \$157.70
Dressed Heifer Avg:	\$162.00	TOTAL VOLUME: 9,436
LM_CT106	TOTAL WK TO DATE VOLUME:	14,619
Committed:	13,179	Delivered: 8,175

In the Texas Panhandle negotiated cash trade active with good demand. Compared to last week live purchases mostly 3.00 higher at 100.00. In Kansas and Western Cornbelt negotiated cash trade slow with moderate demand. In Kansas, compared to the last reported market on Tuesday live purchases steady at 100.00. In the Western Cornbelt, compared to last week, live purchases mostly 1.00-3.00 higher at 103.00 and dressed, on a light test, 2.00 higher at 162.00. In the Northern Plains negotiated cash trade inactive on light demand. Not enough for a market trend. For the prior week in Nebraska live and dressed 100.00 and 160.00, respectively. For the previous week in Colorado live purchases 98.00-100.00.



USDA Livestock, Poultry and Grain Market News
St. Joseph, Missouri
Phone: 816-676-7000
stjoe.lpgmn@ams.usda.gov