

Daily Direct Steer and Heifer Slaughter Cattle Summary

For Trade on:

Tuesday, July 27, 2021

LM CT100	5-AREA	LM CT109
Neg. Cash Volume:	6,145	Dressed Formula Vol: 32,231
Live Steer Avg:	\$123.32	Steer/Heifer Avg: \$200.05
Live Heifer Avg:	N/A	Dressed Neg. Grid Vol: 3,501
Dressed Steer Avg:	\$200.75	Steer/Heifer Avg: \$199.59
Dressed Heifer Avg:	N/A	TOTAL VOLUME: 41,877
LM CT106	TOTAL WK TO DATE VOLUME:	102,075
Committed:	69,158	Delivered: 68,282

LM CT118	TX-OK-NM	LM CT109
Neg. Cash Volume:	80	Dressed Formula Vol: 11,041
Live Steer Avg:	N/A	Steer/Heifer Avg: \$193.61
Live Heifer Avg:	N/A	Dressed Neg. Grid Vol: 0
Dressed Steer Avg:	N/A	Steer/Heifer Avg: N/A
Dressed Heifer Avg:	N/A	TOTAL VOLUME: 11,121
LM CT106	TOTAL WK TO DATE VOLUME:	24,688
Committed:	27,389	Delivered: 18,461

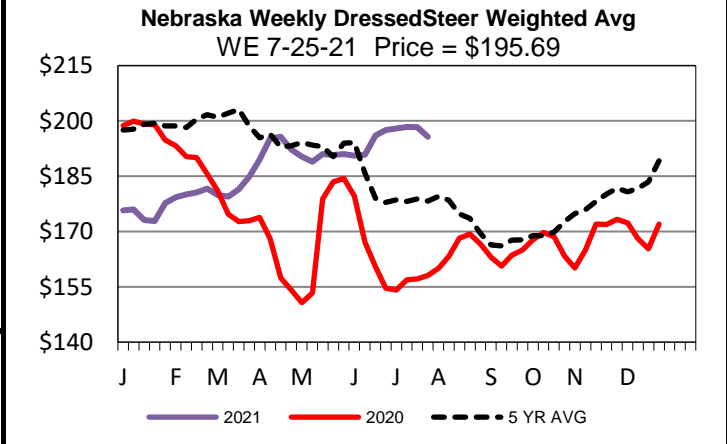
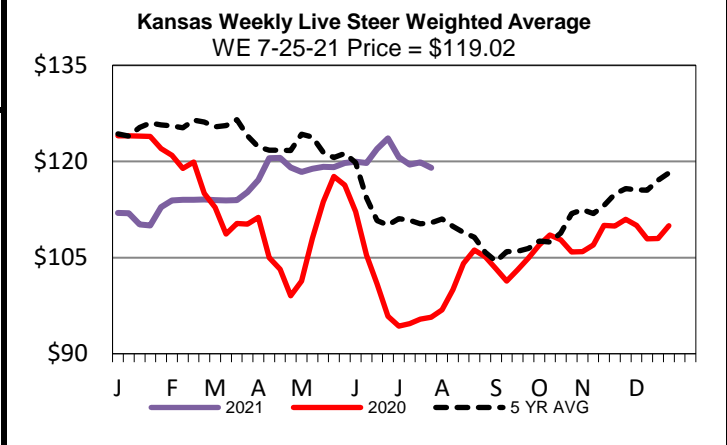
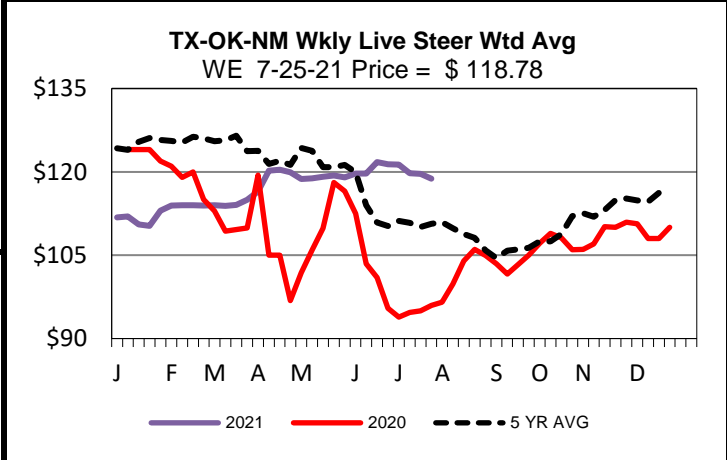
LM CT121	KANSAS	LM CT109
Neg. Cash Volume:	112	Dressed Formula Vol: 10,916
Live Steer Avg:	\$120.00	Steer/Heifer Avg: \$193.72
Live Heifer Avg:	N/A	Dressed Neg. Grid Vol: 667
Dressed Steer Avg:	N/A	Steer/Heifer Avg: \$196.02
Dressed Heifer Avg:	N/A	TOTAL VOLUME: 11,695
LM CT106	TOTAL WK TO DATE VOLUME:	39,673
Committed:	23,108	Delivered: 18,780

LM CT124	NEBRASKA	LM CT109
Neg. Cash Volume:	1,301	Dressed Formula Vol: 6,431
Live Steer Avg:	\$122.27	Steer/Heifer Avg: \$214.45
Live Heifer Avg:	N/A	Dressed Neg. Grid Vol: 1,330
Dressed Steer Avg:	N/A	Steer/Heifer Avg: \$200.18
Dressed Heifer Avg:	N/A	TOTAL VOLUME: 9,062
LM CT106	TOTAL WK TO DATE VOLUME:	20,318
Committed:	5,519	Delivered: 17,688

LM CT134	COLORADO	LM CT109
Neg. Cash Volume:	0	Dressed Formula Vol: 2,842
Live Steer Avg:	N/A	Steer/Heifer Avg: \$215.50
Live Heifer Avg:	N/A	Dressed Neg. Grid Vol: 42
Dressed Steer Avg:	N/A	Steer/Heifer Avg: \$203.69
Dressed Heifer Avg:	N/A	TOTAL VOLUME: 2,884
LM CT106	TOTAL WK TO DATE VOLUME:	7,505
Committed:	4,836	Delivered: 7,271

LM CT137	IA-MN	LM CT109
Neg. Cash Volume:	4,652	Dressed Formula Vol: 1,079
Live Steer Avg:	\$123.76	Steer/Heifer Avg: \$202.98
Live Heifer Avg:	N/A	Dressed Neg. Grid Vol: 1,579
Dressed Steer Avg:	\$200.75	Steer/Heifer Avg: \$200.15
Dressed Heifer Avg:	N/A	TOTAL VOLUME: 7,310
LM CT106	TOTAL WK TO DATE VOLUME:	10,628
Committed:	8,306	Delivered: 6,082

Tuesday cash trading was limited on light demand in the Western Cornbelt with a few early dressed at 201.00, not enough for a full market trend. Cash trading was mostly inactive on very light demand in all other major feeding regions. Not enough purchases in any region for a full market trend. Last week in the Southern Plains live traded at 119.00. In Nebraska last week live and dressed traded from 120.00-123.00 and at 195.00, respectively. In the Western Cornbelt last week live and dressed traded from 120.00-124.00 and from 195.00-202.00, respectively.



USDA Livestock, Poultry and Grain Market News
St. Joseph, Missouri
Phone: 816-676-7000
stjoe.lpgmn@ams.usda.gov