

Daily Direct Steer and Heifer Slaughter Cattle Summary

For Trade on:

Friday, July 18, 2025

LM CT100	5-Area	LM CT109
Neg. Cash Volume:	25,160	Dressed Formula Vol: 43,725
Live Steer Avg:	\$239.47	Steer/Heifer Avg: \$371.19
Live Heifer Avg:	\$238.99	Dressed Neg. Grid Vol: 3,462
Dressed Steer Avg:	\$379.40	Steer/Heifer Avg: \$373.86
Dressed Heifer Avg:	\$379.88	TOTAL VOLUME: 72,347
LM CT106	TOTAL WK TO DATE VOLUME:	275,329
Committed:	112,129	Delivered: 64,432

LM CT118	TX-OK-NM	LM CT109
Neg. Cash Volume:	1,047	Dressed Formula Vol: 13,414
Live Steer Avg:	\$230.00	Steer/Heifer Avg: \$363.30
Live Heifer Avg:	\$230.00	Dressed Neg. Grid Vol: 0
Dressed Steer Avg:	N/A	Steer/Heifer Avg: N/A
Dressed Heifer Avg:	N/A	TOTAL VOLUME: 14,461
LM CT106	TOTAL WK TO DATE VOLUME:	70,632
Committed:	36,760	Delivered: 17,924

LM CT121	KANSAS	LM CT109
Neg. Cash Volume:	1,639	Dressed Formula Vol: 16,402
Live Steer Avg:	\$230.00	Steer/Heifer Avg: \$366.98
Live Heifer Avg:	\$240.00	Dressed Neg. Grid Vol: 74
Dressed Steer Avg:	N/A	Steer/Heifer Avg: \$374.38
Dressed Heifer Avg:	N/A	TOTAL VOLUME: 18,115
LM CT106	TOTAL WK TO DATE VOLUME:	90,135
Committed:	24,283	Delivered: 19,432

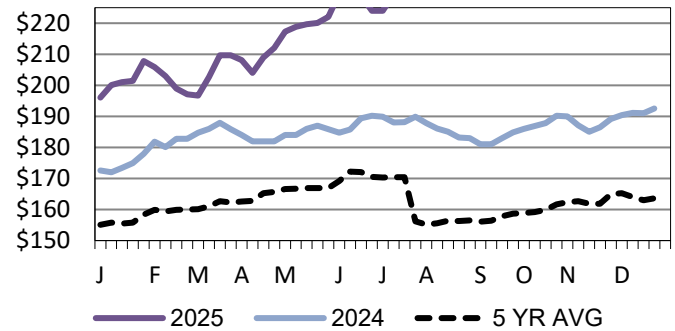
LM CT124	NEBRASKA	LM CT109
Neg. Cash Volume:	5,410	Dressed Formula Vol: 8,153
Live Steer Avg:	\$240.73	Steer/Heifer Avg: \$385.49
Live Heifer Avg:	\$241.16	Dressed Neg. Grid Vol: 1,263
Dressed Steer Avg:	\$378.53	Steer/Heifer Avg: \$371.93
Dressed Heifer Avg:	\$379.92	TOTAL VOLUME: 14,826
LM CT106	TOTAL WK TO DATE VOLUME:	62,313
Committed:	17,323	Delivered: 14,790

LM CT134	COLORADO	LM CT109
Neg. Cash Volume:	0	Dressed Formula Vol: 4,479
Live Steer Avg:	N/A	Steer/Heifer Avg: \$380.11
Live Heifer Avg:	N/A	Dressed Neg. Grid Vol: 237
Dressed Steer Avg:	N/A	Steer/Heifer Avg: \$376.02
Dressed Heifer Avg:	N/A	TOTAL VOLUME: 4,716
LM CT106	TOTAL WK TO DATE VOLUME:	15,898
Committed:	7,087	Delivered: 4,280

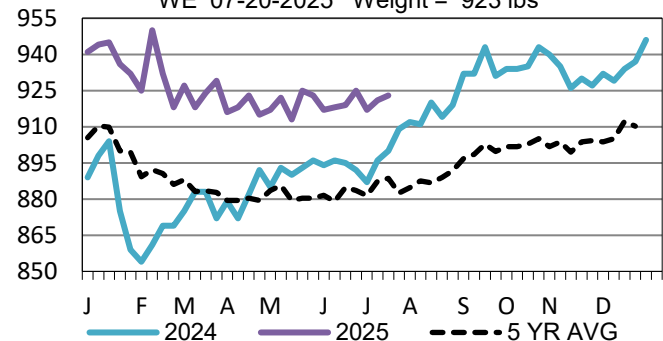
LM CT137	IA-MN	LM CT109
Neg. Cash Volume:	4,596	Dressed Formula Vol: 1,415
Live Steer Avg:	\$231.00	Steer/Heifer Avg: \$385.60
Live Heifer Avg:	\$232.35	Dressed Neg. Grid Vol: 2,065
Dressed Steer Avg:	\$376.00	Steer/Heifer Avg: \$374.96
Dressed Heifer Avg:	\$380.00	TOTAL VOLUME: 8,076
LM CT106	TOTAL WK TO DATE VOLUME:	24,858
Committed:	26,676	Delivered: 8,006

On Friday, negotiated cash trade was light on moderate demand in the Texas Panhandle. Compared to Thursday, live purchases were steady at 230.00 on a light test. Negotiated cash trade was light on moderate demand in Nebraska. Compared to Thursday, live purchases were steady at 240.00 and dressed purchases were mostly steady from 376.00-382.00, mostly at 380.00. Negotiated cash trade was moderate on moderate demand in the Western Cornbelt. Compared to Thursday, live purchases were steady to 1.00 higher from 240.00-241.00, mostly at 240.00. Dressed purchases were steady at 380.00 when compared to Thursday. Negotiated cash trade was mostly inactive on moderate demand in Kansas. The last established market in Kansas was Thursday from 230.00-231.00.

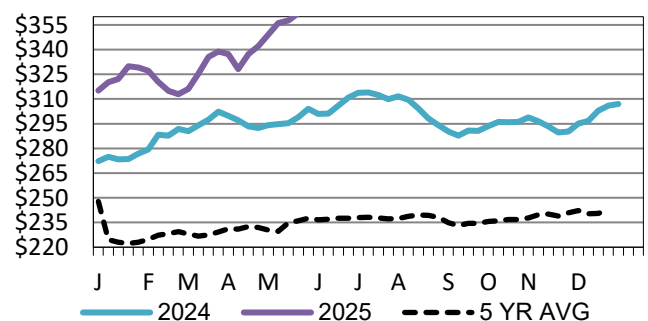
TX-OK-NM Wkly Live Steer Wtd Avg
WE 07-20-25 Price = \$229.75



Kansas Formula Carcass Weights
WE 07-20-2025 Weight = 923 lbs



Nebraska Weekly Dressed Steer Weighted Avg
WE 07-20-2025 Price = \$379.35



USDA Livestock, Poultry and Grain Market News

Kansas City, MO

Phone: 816-676-7000

stjoe.lpgmn@ams.usda.gov