

Daily Direct Steer and Heifer Slaughter Cattle Summary

For Trade on:

Thursday, July 22, 2021

LM CT100	5-AREA	LM CT109	
Neg. Cash Volume:	18,625	Dressed Formula Vol:	34,865
Live Steer Avg:	\$121.98	Steer/Heifer Avg:	\$197.72
Live Heifer Avg:	\$120.34	Dressed Neg. Grid Vol:	2,568
Dressed Steer Avg:	\$195.83	Steer/Heifer Avg:	\$198.94
Dressed Heifer Avg:	\$195.63	TOTAL VOLUME:	56,058
LM CT106	TOTAL WK TO DATE VOLUME:		242,875
Committed:	90,123	Delivered:	66,225

LM CT118	TX-OK-NM	LM CT109	
Neg. Cash Volume:	2,484	Dressed Formula Vol:	12,074
Live Steer Avg:	\$118.79	Steer/Heifer Avg:	\$191.99
Live Heifer Avg:	\$119.00	Dressed Neg. Grid Vol:	0
Dressed Steer Avg:	N/A	Steer/Heifer Avg:	N/A
Dressed Heifer Avg:	N/A	TOTAL VOLUME:	14,558
LM CT106	TOTAL WK TO DATE VOLUME:		60,732
Committed:	27,664	Delivered:	18,184

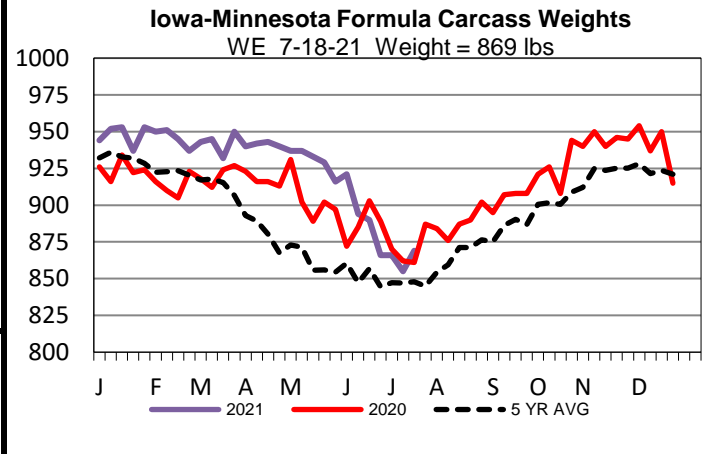
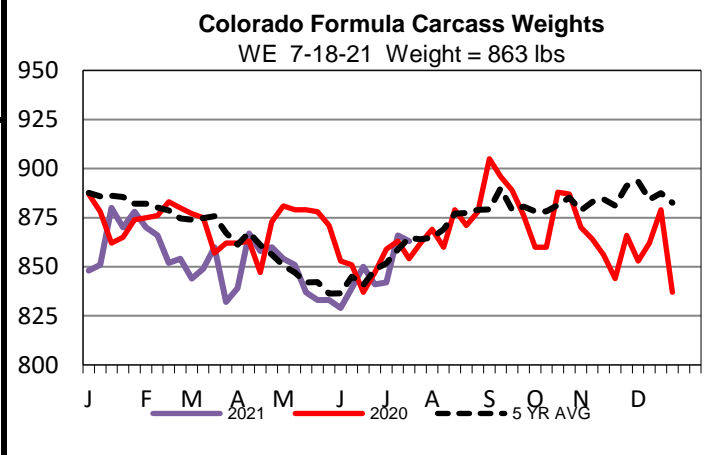
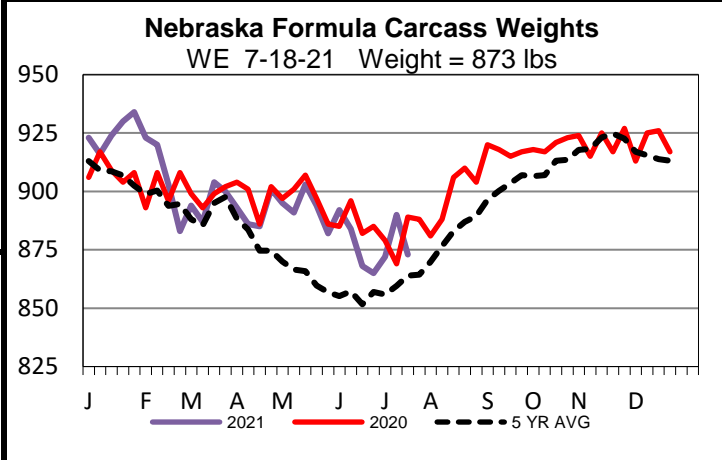
LM CT121	KANSAS	LM CT109	
Neg. Cash Volume:	923	Dressed Formula Vol:	10,957
Live Steer Avg:	\$119.00	Steer/Heifer Avg:	\$194.37
Live Heifer Avg:	\$119.00	Dressed Neg. Grid Vol:	204
Dressed Steer Avg:	N/A	Steer/Heifer Avg:	\$200.12
Dressed Heifer Avg:	N/A	TOTAL VOLUME:	12,084
LM CT106	TOTAL WK TO DATE VOLUME:		77,463
Committed:	27,418	Delivered:	17,940

LM CT124	NEBRASKA	LM CT109	
Neg. Cash Volume:	6,030	Dressed Formula Vol:	6,629
Live Steer Avg:	\$120.63	Steer/Heifer Avg:	\$206.26
Live Heifer Avg:	\$120.00	Dressed Neg. Grid Vol:	1,143
Dressed Steer Avg:	\$195.21	Steer/Heifer Avg:	\$198.16
Dressed Heifer Avg:	\$195.90	TOTAL VOLUME:	13,802
LM CT106	TOTAL WK TO DATE VOLUME:		57,955
Committed:	13,607	Delivered:	18,489

LM CT134	COLORADO	LM CT109	
Neg. Cash Volume:	0	Dressed Formula Vol:	3,720
Live Steer Avg:	N/A	Steer/Heifer Avg:	\$209.49
Live Heifer Avg:	N/A	Dressed Neg. Grid Vol:	89
Dressed Steer Avg:	N/A	Steer/Heifer Avg:	\$196.13
Dressed Heifer Avg:	N/A	TOTAL VOLUME:	3,809
LM CT106	TOTAL WK TO DATE VOLUME:		15,514
Committed:	6,906	Delivered:	5,810

LM CT137	IA-MN	LM CT109	
Neg. Cash Volume:	9,188	Dressed Formula Vol:	1,863
Live Steer Avg:	\$123.83	Steer/Heifer Avg:	\$202.42
Live Heifer Avg:	\$123.59	Dressed Neg. Grid Vol:	1,132
Dressed Steer Avg:	\$196.73	Steer/Heifer Avg:	\$199.73
Dressed Heifer Avg:	\$195.49	TOTAL VOLUME:	12,183
LM CT106	TOTAL WK TO DATE VOLUME:		31,692
Committed:	14,528	Delivered:	5,802

Thursday in Nebraska and Western Cornbelt cash trading was slow on moderate demand. In Nebraska compared to Wednesday dressed traded steady at 195.00. Wednesday live traded from 122.00-123.00. In the Western Cornbelt compared to Wednesday live traded 4.00 higher at 124.00 and dressed traded steady to 7.00 lower at 195.00. Thursday in the Texas Panhandle cash trading was limited with light demand. Compared to Wednesday live traded steady at 119.00. In Kansas cash trading was mostly inactive with light demand. Wednesday live traded at 119.00.



USDA Livestock, Poultry and Grain Market News
 St. Joseph, Missouri
 Phone: 816-676-7000
stjoe.lpgmn@ams.usda.gov