

Daily Direct Steer and Heifer Slaughter Cattle Summary

For Trade on:

Friday, July 25, 2025

LM CT100	5-Area	LM CT109
Neg. Cash Volume:	48,063	Dressed Formula Vol: 39,905
Live Steer Avg:	\$239.82	Steer/Heifer Avg: \$371.19
Live Heifer Avg:	\$239.36	Dressed Neg. Grid Vol: 2,870
Dressed Steer Avg:	\$379.50	Steer/Heifer Avg: \$379.28
Dressed Heifer Avg:	\$379.22	TOTAL VOLUME: 90,838
LM CT106	TOTAL WK TO DATE VOLUME:	266,002
Committed:	105,695	Delivered: 62,988

LM CT118	TX-OK-NM	LM CT109
Neg. Cash Volume:	2,254	Dressed Formula Vol: 12,859
Live Steer Avg:	\$231.02	Steer/Heifer Avg: \$364.69
Live Heifer Avg:	\$232.00	Dressed Neg. Grid Vol: 0
Dressed Steer Avg:	N/A	Steer/Heifer Avg: N/A
Dressed Heifer Avg:	N/A	TOTAL VOLUME: 15,113
LM CT106	TOTAL WK TO DATE VOLUME:	69,265
Committed:	15,526	Delivered: 15,895

LM CT121	KANSAS	LM CT109
Neg. Cash Volume:	6,924	Dressed Formula Vol: 16,700
Live Steer Avg:	\$233.42	Steer/Heifer Avg: \$368.15
Live Heifer Avg:	\$231.49	Dressed Neg. Grid Vol: 79
Dressed Steer Avg:	\$377.95	Steer/Heifer Avg: \$386.55
Dressed Heifer Avg:	N/A	TOTAL VOLUME: 16,779
LM CT106	TOTAL WK TO DATE VOLUME:	87,310
Committed:	21,903	Delivered: 15,290

LM CT124	NEBRASKA	LM CT109
Neg. Cash Volume:	15,766	Dressed Formula Vol: 5,491
Live Steer Avg:	\$243.63	Steer/Heifer Avg: \$388.05
Live Heifer Avg:	\$242.73	Dressed Neg. Grid Vol: 1,640
Dressed Steer Avg:	\$379.62	Steer/Heifer Avg: \$380.42
Dressed Heifer Avg:	\$380.23	TOTAL VOLUME: 22,897
LM CT106	TOTAL WK TO DATE VOLUME:	61,262
Committed:	32,011	Delivered: 16,444

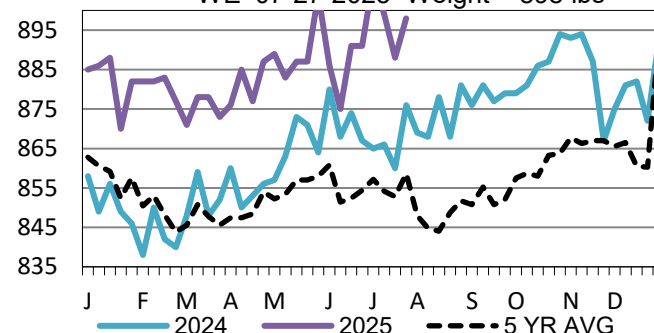
LM CT134	COLORADO	LM CT109
Neg. Cash Volume:	0	Dressed Formula Vol: 4,207
Live Steer Avg:	N/A	Steer/Heifer Avg: \$379.40
Live Heifer Avg:	N/A	Dressed Neg. Grid Vol: 108
Dressed Steer Avg:	N/A	Steer/Heifer Avg: \$375.27
Dressed Heifer Avg:	N/A	TOTAL VOLUME: 4,315
LM CT106	TOTAL WK TO DATE VOLUME:	15,556
Committed:	9,933	Delivered: 3,076

LM CT137	IA-MN	LM CT109
Neg. Cash Volume:	23,119	Dressed Formula Vol: 716
Live Steer Avg:	\$242.36	Steer/Heifer Avg: \$383.03
Live Heifer Avg:	\$240.53	Dressed Neg. Grid Vol: 1,107
Dressed Steer Avg:	\$379.24	Steer/Heifer Avg: \$376.86
Dressed Heifer Avg:	\$377.95	TOTAL VOLUME: 24,942
LM CT106	TOTAL WK TO DATE VOLUME:	33,782
Committed:	26,322	Delivered: 12,283

On Friday, negotiated cash trade was light to moderate on moderate to good demand in the Southern Plains. Live purchases in Kansas were 2.00 higher at 232.00 compared to last week, while live purchases in the Texas Panhandle were 1.00-2.00 higher at 232.00 when compared to last week. Negotiated cash trade was moderate on good demand in Nebraska with live purchases 2.00-5.00 higher compared to last week, from 242.00-245.00, and dressed purchases steady at mostly 380.00. Negotiated cash trade in the Western Cornbelt was active on moderate demand with live purchases, when compared to last week, trading unevenly steady from 238.00-242.00, but mostly 240.00. Dressed purchases were steady at 380.00 on a light test compared to last week.

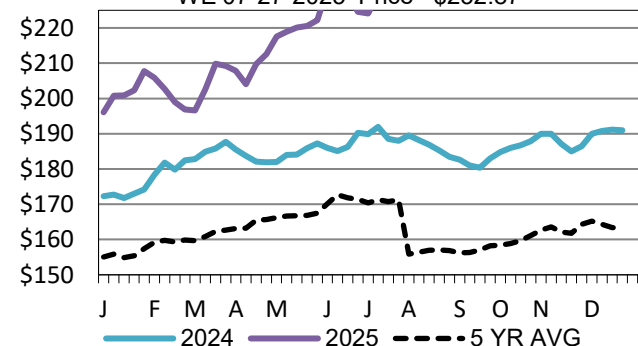
TX-OK-NM Formula Carcass Weights

WE 07-27-2025 Weight = 898 lbs



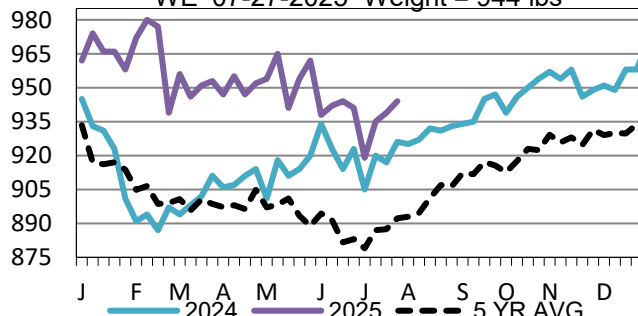
Kansas Weekly Live Steer Weighted Average

WE 07-27-2025 Price = \$232.87



Nebraska Formula Carcass Weights

WE 07-27-2025 Weight = 944 lbs



USDA Livestock, Poultry and Grain Market News

Kansas City, MO

Phone: 816-676-7000

stjoe.lpgmn@ams.usda.gov