

U.S.-Mexico Livestock Trade Weekly Roundup

Las Cruces, NM

Friday, July 23, 2021

USDA Livestock, Poultry & Grain Market News

Compared to last week, steer calves under 500 lbs sold steady to 1.00 higher; steer calves and yearlings over 500 lbs sold 2.00-4.00 higher. Heifers steady to 2.00 higher. Trade very active, demand very good. The bulk of the supply consisted of steers and spayed heifers weighing 300-700 lbs.

MEXICO TO US FEEDER CATTLE WEEKLY PRICES

HEIFERS MEDIUM & LARGE 1&2

	ARIZONA	YEAR AGO	NEW MEXICO	YEAR AGO	TEXAS	YEAR AGO
300-400 lbs	\$145.00 - \$155.00	\$130.00 - \$140.00	\$147.00 - \$159.00	\$130.00 - \$140.00	-	\$124.00 - \$134.00
400-500 lbs	\$135.00 - \$145.00	\$120.00 - \$130.00	\$137.00 - \$149.00	\$120.00 - \$130.00	-	\$114.00 - \$124.00
500-600 lbs	\$125.00 - \$135.00	\$110.00 - \$120.00	\$127.00 - \$139.00	\$110.00 - \$120.00	-	\$104.00 - \$114.00

STEERS MEDIUM & LARGE 1-2

	ARIZONA	YEAR AGO	NEW MEXICO	YEAR AGO	TEXAS	YEAR AGO
300-400 lbs	\$170.00 - \$180.00	\$155.00 - \$165.00	\$177.00 - \$188.00	\$157.00 - \$167.00	\$175.00 - \$185.00	\$153.00 - \$163.00
400-500 lbs	\$157.00 - \$167.00	\$140.00 - \$150.00	\$157.00 - \$168.00	\$142.00 - \$152.00	\$155.00 - \$165.00	\$136.00 - \$146.00
500-600 lbs	\$145.00 - \$155.00	\$125.00 - \$135.00	\$143.00 - \$157.00	\$126.00 - \$138.00	\$145.00 - \$155.00	\$116.00 - \$126.00
600-700 lbs	\$132.00 - \$142.00	\$115.00 - \$125.00	\$133.00 - \$147.00	\$116.00 - \$128.00	\$177.00 - \$188.00	-

Arizona Ports: Douglas, Nogales, San Luis

New Mexico Ports: Santa Teresa, Columbus

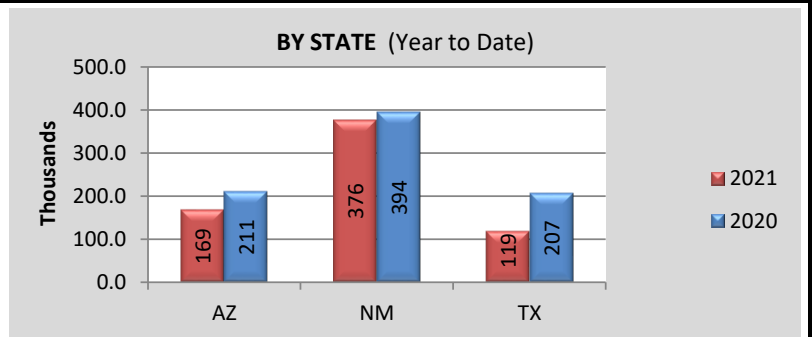
Texas Ports: Columbia Bridge, Del Rio, Eagle Pass, Hidalgo, Houston, Laredo, Presidio

MEXICO TO US LIVESTOCK IMPORTS (Feeder Cattle)

[AL LS625](#)

AZ/NM/TX

Current Week	13,919
Previous Week	17,946
2021 Y-T-D	664,189
2020 Y-T-D	811,331

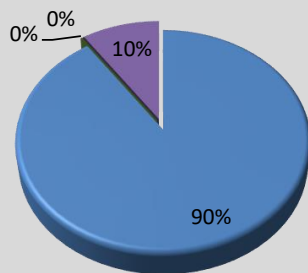


US TO MEXICO EXPORTS (Actual Numbers Crossed)

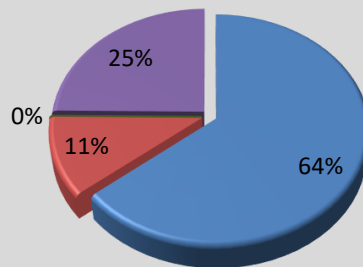
[AL LS635](#)

	Beef Cattle	Hogs	Sheep	Dairy Cattle	Goats	Horses	Exotic
Current Week	1,430	0	0	107	0	162	0
Previous Week	877	193	0	114	0	477	0
2021 Y-T-D	27,677	5,139	0	2,038	0	11,512	5
2020 Y-T-D	1,878	11,973	0	2,335	0	20,086	70

CURRENT WEEK



CURRENT YEAR TO DATE



PREVIOUS YEAR TO DATE

